

# Experimental Investigation on Performance of silver Nanofluid in Absorber/Receiver of Parabolic trough collector

D. R Waghole<sup>1,\*</sup>, R .M. Warkhedkar<sup>2</sup>, V.S.Kulkarni<sup>3</sup>

\* Corresponding author: Tel.: ++91 (0)020 25431795; Fax: ++91 (0)020 25431795; Email: waghole@yahoo.com

1 Department of Mechanical Engineering, Government College of Engineering, A' bad, MIT Pune, India

2 Departments of Mechanical Engineering, Government College of Engineering, Karad, India

3 Department of Math's, Mumbai University, Mumbai, India

**Keywords:** Nano Flow, nanocirculation, convection, Performance

*This experimental investigation presents synthesis and characterizations of silver Nanoparticle. This study also deals with improvement in performance of absorber/Receiver using silver nanoparticle dispersed in DI water (De-Ionized water). The silver nanoparticle suspended in conventional fluid have superior heat transfer capabilities. The absorber of parabolic trough collector is tested for heat input ranging from 50 W<sup>2</sup>-600 W/m<sup>2</sup> in four steps which is suitable for removing heat from solar system, process industries, power plants, automobile systems marine systems etc. The effect of various operational limits and test parameters such as heat input, volume fraction, fluid temperature, heat transfer coefficient are experimentally investigated. The silver nanoparticle is tested for volume concentration in the range of 0.1 %, 500 Re 6000, experimentally with average silver nanoparticle diameter 10nm-400 nm. The Characterizations of silver nanoparticle is carried out using TEM, UV and SEM methodology for required sample of silver nanoparticle. The experimental results are evaluated in terms of performance matrices by direct measurements of fluid temperature and surface temperature in the absorber. A substantial reduction in thermal resistance of 23.152% observed for 0.00011% concentration of silver nanoparticle. The Nussult number for absorber of parabolic trough collector with silver nanofluid varied from 1.25 to 2.10 times in comparison that of water.*

## 1. Introduction

A technique to enhance liquid thermal conductivity is the dispersion of highly conductive solid nanoparticle within the base fluid. This new generation of conductive fluid with nanoparticle is referred to as nanofluid. Taehyau Cho et.al [1] investigated thermal conductivity of fluid suspended with silver nanoparticle. The observations conclude an important increase in thermal conductivity by 10%,16% and 18% for concentration of 1000,5000and 10000 ppm. Paison Naphen et.al [2] experimentally investigated titanium nanofluid on heat pipe thermal efficiency. The heat pipe with

de-ionized water, alcohol and nanofluid (Alcohol and nanoparticle) are tested. The titanium nanoparticle with diameter of 21 nm are used in the present study. The effect of % charge of amount of working fluid, heat pipe tilt angle and % nanoparticle volume concentration on thermal efficiency of heat pipe are concluded for the heat pipe with 0.1% nanoparticle volume concentration. The thermal efficiency is 10.60% higher than that with base fluid. Tsaisa et.al [3] investigated the influence of particle size on heat pipe thermal performance. The study is based on structural characteristics of Gold nanoparticle of various sizes dispersed in aqueous solution on heat pipe thermal resistance. The thermal resistance of heat pipe ranges from 0.17 to 0.215 °C/W with different nanoparticle solution. Furthermore the thermal resistance of heat pipe with nanoparticle solution is lower than that with DI water. King et.al [4] used dilute dispersion of silver nanoparticle in pure water as working fluid in a circular heat pipe. The diameter of nanoparticle used is 10 and 35 nm respectively. The results showed that the nanofluid as working fluid in heat pipe can transport heat up to 70 W and is higher than pure water by about 20W. Park et.al [5] and Shang Wen Kang et.al [6] also observed in another study that silver nanofluid grooved heat pipe thermal performance was higher than that for a conventional grooved heat pipe water as working fluid. Zhan Hua Lin, Yan Li et.al [7] studied composite effect of nanoparticle parameter on thermal performance of cylindrical micro grooved heat pipe using nanofluid. L Godson et.al [8] studied experimental investigation of thermal conductivity and viscosity of silver deionized water nanofluid. Lazarus Godson Asirvatham et.al [9] studied heat transfer performance of screen mesh wick heat pipe using

silver water nanofluid. Pak et.al [10] studied hydrodynamic and heat transfer of dispersed fluid with sub micron metallic oxide particle. K.S.Reddy and K.Ravikumar [11] studied numerical simulation of energy efficient receiver for parabolic trough collector. Balbir Singh [12] had studied simulation of convective heat transfer coefficient in receiver tube of parabolic trough collector. K.S.Reddy and K.Ravikumar [13] studied thermal analysis of Solar Parabolic trough with Porous disc receiver. E.Belgen [14] had studied heat transfer in inclined rectangular receiver for concentrated solar radiations. L.Syam Sundar and K.V.Sharma [15] were studied turbulent heat transfer and friction factor of Al<sub>2</sub>O<sub>3</sub> Nanofluid in circular tube. It is obvious from above literature review that case of forced convective heat transfer in absorber utilizing silver nanofluid under uniform heat flux boundary condition seems not to have been investigated in past and this has motivated the present study.

## 2. Experimental Approach

The experimental arrangement consist of the testing receiver/absorber, Heat transfer fluid tank, pump, heater, temperature control system, data acquisition systems, valves, pipes etc. The heat transfer fluids (water and Nanofluid) are pumped through the flow meter into receiver /absorber and continued to be heated to the required experimental temperature. The receiver is heated by electrical heater (Solar radiation). The heat flux on testing receiver/absorber can be changed to the required value by changing the output of electrical heater. The Experimental setup is as shown in fig 1.

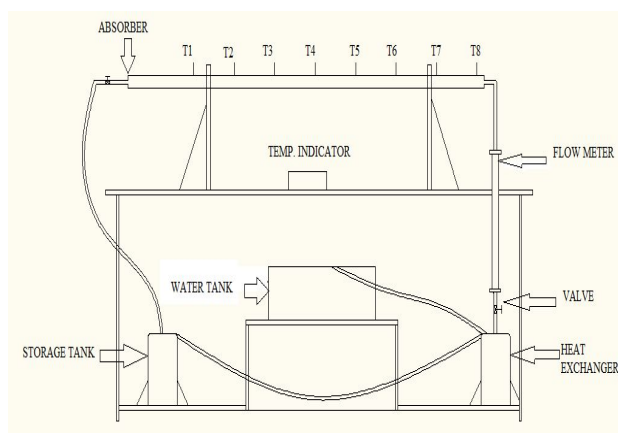


Fig. 1. Experimental Arrangement

## 3. Synthesis and Characterizations of Nanofluid

Nanoparticle used in present study is silver. Several studies, including the earliest investigations of nanofluids, used a two-step method in which nanoparticles are first produced as a dry powder and then dispersed into a fluid in a second processing step. In contrast, the one-step method entails the synthesis of nanoparticles directly in the heat transfer fluid. A two step method is used to prepare silver –water Nanofluid. Nanoparticle is mixed with De-ionized water without addition of any surfactant [9]. In present work, one step method is used and SEM technique is used for characterizations.

## 4. Results and Discussion

The experiments are conducted for various heat loads 50W-600W (500 W/m<sup>2</sup>-6000W/m<sup>2</sup>) with absorber in horizontal position .The surface and fluid temperature using thermocouple connected to data logger system. The experimental results are compared between base fluid and nanofluid for all concentration and the enhancement in heat transfer performance with respect to concentration, heat load, and thermo physical properties etc are discussed in following subsection. The effect of using twisted tape inserts in absorber /receiver on heat transfer characteristics is shown in fig 2, fig 3.It shows that the Nussult Number obtained from absorber with inserts is higher than plain absorber. It is depicted that the effect of tape inserts increased at high Reynolds Number due to the intensive mixing of fluid which increased the heat transfer rate and high flow velocity. Thus the increase in Nussult number is low at smaller Reynolds Number while it became greater at the higher Reynolds Number. The heat transfer rate is also changed with the helix angle of the tape inserts. It is higher with minimum helix angle. The experimental data for comparison of Nussult Number and friction factor are not available in literature for nanofluid with twisted tape insert. Hence, the present data for flow of water and Nanofluid in absorber and with twisted tape inserts is subjected to regression and the correlation function is obtained and shown in fig 4. We investigated the influence of thermic fluid properties, receiver geometries, and Heat flux on overall heat

collection. We can see that by Numerical simulation, the velocity reaches a constant value beyond a certain distance from the inlet (fig 5.) This is the fully-developed flow region. We can see that the fully developed region is reached at  $x = 0.4$  m and skin coefficient in this region is 3.25 (Fig 6)

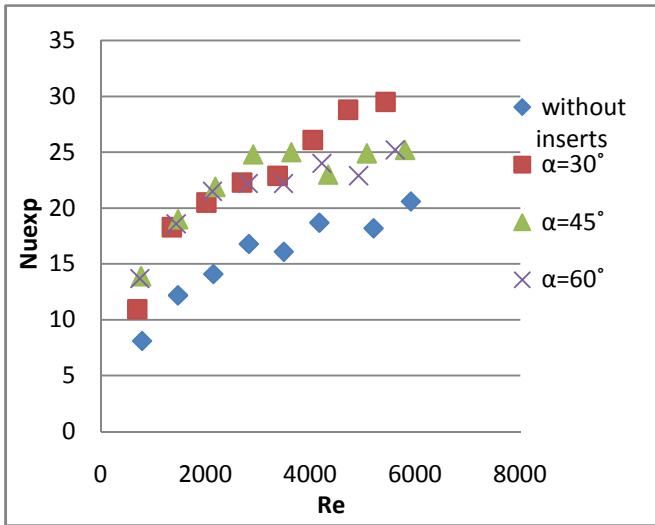


Fig 2 Influence of Angle of twist on Nusselt Number

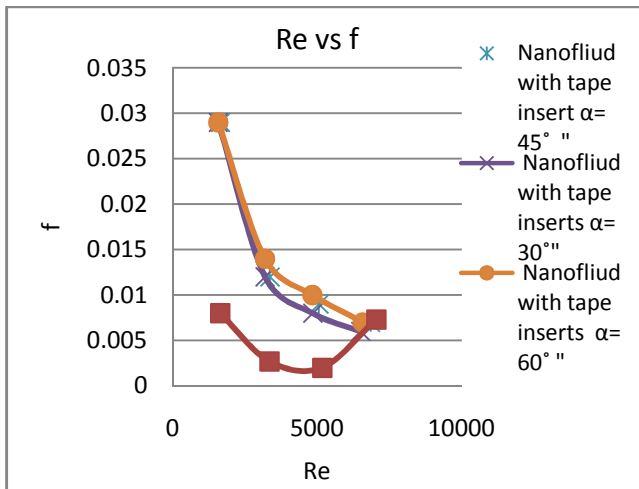


Fig 3 Influence of Angle of twist on Friction Factor

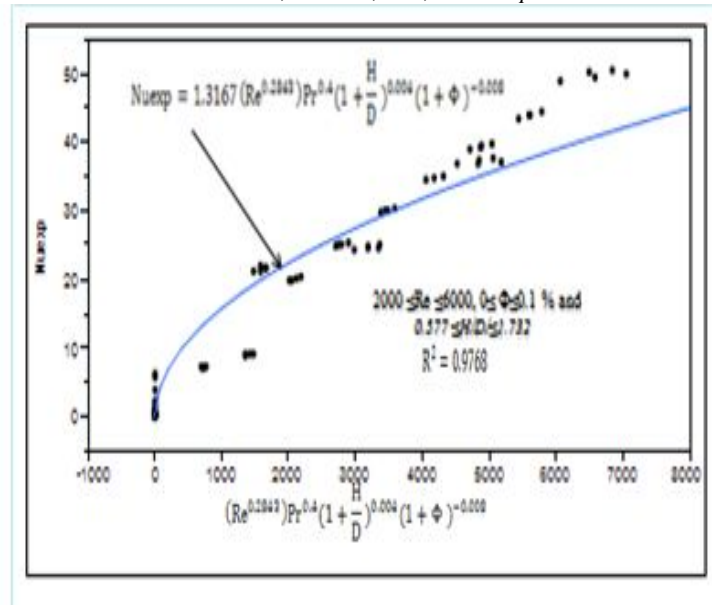


Fig 4 Generalized heat transfer correlation for Absorber

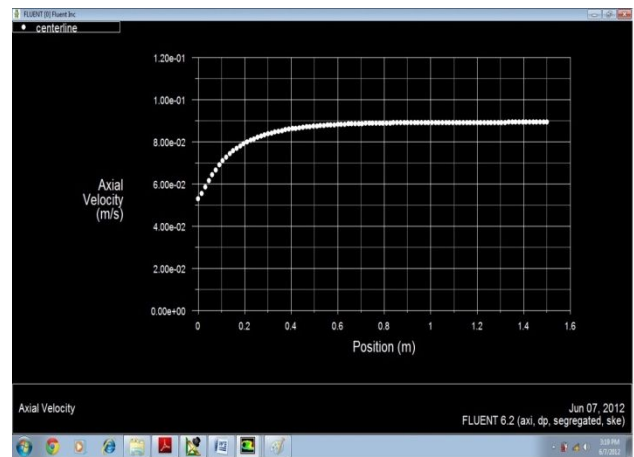


Fig 5 Effect of Axial velocity

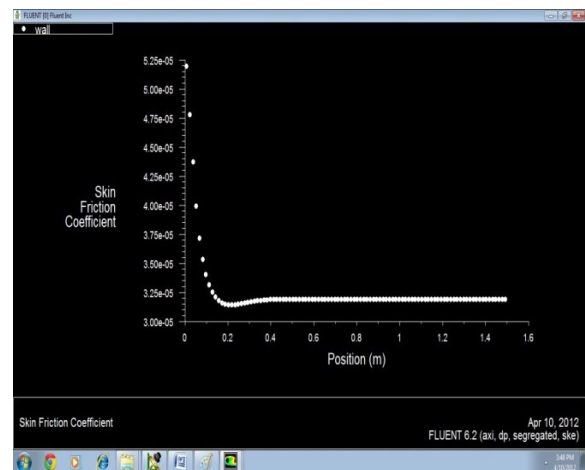


Fig 6 Effect of skin friction coefficient

## 5. Conclusion

It is observed that convective heat transfer coefficient increase with increase in concentration of silver nanoparticle. An experimental and Numerical study is conducted to investigate heat transfer enhancement in an absorber by means of twisted tape inserts. The study reveals that tape inserts caused an increase of heat transfer at the cost of increase of pumping power. From the experimental and Numerical results the following could be concluded:

- i) The Nusselt Number for absorber with tape inserts varied from 1.25 to 2.10 times in comparison that of plain absorber.
- ii) There is no significant increase in pressure drop or friction factor for silver Nanofluid in comparison to water at the same twist ratio.
- iii) *A substantial reduction in thermal resistance of 23.152% observed for 0.00011% concentration of silver nanoparticle*

The proposed generalized correlation function for turbulent flow for water and Silver Nanofluid for flow in plain absorber and with twisted tape inserts are as follows :

$$Nu_{exp} = 1.3167(Re^{0.2843})Pr^{0.4} \left(1 + \frac{H}{D}\right)^{0.004} (1 + )^{-0.008}(1)$$

Valid For the range 2000  $Re$  6000, 0  $Pr$  0.1 % and 0.577  $H/D$  1.732

## Acknowledgement

Author would like to thank Dr.N.K.Sane, Professor, Pune University for research guidance for experimentation .Author would like to thank BCUD, Pune University for research funding for the supporting.

## Nomenclature

D	Diameter of absorber
H	Pitch of tape inserts
Nu	Nusselts Number
Pr	Prandle Number

Re	Reynolds Number
<b>Greek symbols</b>	
	helix angle
$\emptyset$	volume fraction
<b>Subscripts</b>	
exp	experimental

## References

- [1] Taehyun Cho ,Ilhyun baek, Jonghee Lee Sangdo Park, “Preparation of nanofluids containing suspended silver particle for enhancing fluid thermal conductivity of fluid” , J. Ind.Eng.Chem., 11(3), 2005,pp. 400-406.
- [2] Paisarn Naphon , Pichai Assdamongkoi ,Teerapong Borirak, “Experimental investigation of titanium nanofluid on heat pipe thermal efficiency” Int.Commun.Heat and Mass Transfer, 35(10), 2008,pp.1316-1319..
- [3] Tsaia C.Y ,H.T.Chiena, P.P. Ding ,B. Chanc ,T.Y.Luhd ,P.H.Chena ,”Effect of structural character of Gold nanoparticle in nanofluid on heat pipe thermal performance”,mater .Lett., 2004,pp.14611465,http://dx.doi.org/10.1016/j.matlet.2003.10.009..
- [4] Kang S.W.,Wei S.Tsai, C.Huang, “Experimental investigation of nanofluid on sintered heat pipe thermal performance” , Appl.Therm.Eng., ,29(5-6), 2009,pp.973-979,
- [5] Park K.H .W.H.Lee ,K.W.Lee I.H.Baek S.H.Rhi ,D.R.Shin,” Study on the operating characteristics in small size heat pipe using nanofluid”, in proceeding of the Third IASME/WSEAS International Conference on Heat transfer, Thermal Engineering and Environment, Corfu Greece, 2005,pp. 106-109 ,Aug 20-25
- [6] Shung-Wen Kang,Wei-Chiang We, Sheng Hong Tsai ,Shih-Yu Yang,” Experimental investigation of silver Nanofluid on heat pipe thermal performance” ,Appl .Therm .Eng., ,26(17-18) ,2006,pp.2377-2382,.
- [7] Zhen-Hua Liu, Yuan-Yang Li, Ran Bao, “Competitive effect of nanoparticle parameter on

- thermal performance of cylindrical micro-grooved heat pipe using nanofluid”,*Int.J Therm.Sci*, 50, 2011,pp.558-568,.
- [8] L.Godson ,B.Raja ,D.Mohan lal ,S.Wongwises, “Experimental Investigation of thermal conductivity and viscosity of silver deionized water nanofluid “, *Exp.Heat Transfer* , 23(4), 2010. pp.317-332,
- [9] Lazarus Godson Asirvatham,Rajesh Nimmagadda,Somchi Wongwises ,”Heat transfer performance of Screen mesh wick heat pipe using water –silver nanofluid “,*Int.J. Of Heat and mass transfer*, 60, ,2013, pp.201-209
- [10] Pak Bock Choon ,I.Young Ch ,”Hydrodynamic and heat transfer study of dispersed fluids with sub-micron metallic oxide particle” ,*Exp. Heat Transfer*, 11(2), 1998,pp.151-170
- [11] K.S.Reddy and k.Ravikumar, “Numerical Investigation of Energy efficient receiver for parabolic trough collector”, *Heat transfer Engineering*, Vol 29, ,Nov 2008,pp.961-972.
- [12] Balbir singh, “Simulation of convective heat transfer in receiver tube of parabolic trough collector”, *Journal of solar energy*, vol 1, ,1992,pp.198-257
- [13] K.S.Reddy and k.Ravikumar, “Thermal analysis of solar parabolic trough with porous disc receiver”, *Heat transfer*, IIT madras, 2008
- [14] E.Belgen, “Heat transfer in inclined rectangular receiver for concentrated solar radiation” , *International communication in Heat and Mass transfer*, Vol 35 ,Feb 2008,pp.551-556.
- [15] L.Syam Sundar and K.V.Sharma., “Turbulent heat transfer and friction factor of Al<sub>2</sub>O<sub>3</sub> Nanofluid in circular tube with twisted tape inserts “ ,*International Journal of Heat and Mass transfer*, , Vol 53, Jan 2010pp.1409-1416