



CMS-HIG-11-019

Search for a light charged Higgs boson in top quark decays in pp collisions at $\sqrt{s} = 7$ TeV

The CMS Collaboration*

Abstract

Results are presented on a search for a light charged Higgs boson that can be produced in the decay of the top quark $t \rightarrow H^+b$ and which, in turn, decays into $\tau^+\nu_\tau$. The analysed data correspond to an integrated luminosity of about 2 fb^{-1} recorded in proton-proton collisions at $\sqrt{s} = 7$ TeV by the CMS experiment at the LHC. The search is sensitive to the decays of the top quark pairs $t\bar{t} \rightarrow H^\pm W^\mp b\bar{b}$ and $t\bar{t} \rightarrow H^\pm H^\mp b\bar{b}$. Various final states have been studied separately, all requiring presence of a τ lepton from H^\pm decays, missing transverse energy, and multiple jets. Upper limits on the branching fraction $\mathcal{B}(t \rightarrow H^+b)$ in the range of 2–4% are established for charged Higgs boson masses between 80 and 160 GeV, under the assumption that $\mathcal{B}(H^+ \rightarrow \tau^+\nu_\tau) = 1$.

Submitted to the Journal of High Energy Physics

*See Appendix A for the list of collaboration members

1 Introduction

The minimal supersymmetric extension of the standard model (MSSM) requires the introduction of two Higgs doublets in order that the superpotential can contain appropriate terms for giving masses to both up and down type quarks [1–8]. This leads to the prediction of five elementary Higgs particles: two CP-even (h, H), one CP-odd (A), and two charged (H^\pm) states [9, 10]. The lower limit on the charged Higgs boson mass is 78.6 GeV, as determined by LEP experiments [11–14]. If the mass of the charged Higgs boson is smaller than the difference between the masses of the top and the bottom quarks, i.e. $m_{H^\pm} < m_t - m_b$, the top quark can decay via $t \rightarrow H^+ b$ (charge conjugate processes are always implied throughout this paper). For values of $\tan \beta > 5$, the charged Higgs boson preferentially decays to a τ lepton and a neutrino, $H^+ \rightarrow \tau^+ \nu_\tau$, where $\tan \beta$ is defined as the ratio of the vacuum expectation values of the two Higgs boson doublets. In deriving the experimental limits we assume that the branching fraction $\mathcal{B}(H^+ \rightarrow \tau^+ \nu_\tau)$ is equal to 1.

The presence of the $t \rightarrow H^+ b$, $H^+ \rightarrow \tau^+ \nu_\tau$ decay modes alters the τ lepton yield in the decay products of $t\bar{t}$ pairs compared to the standard model (SM). The upper limit on the branching fraction, $\mathcal{B}(t \rightarrow H^+ b) < 0.2$, has been set by the CDF [15] and D0 [16] experiments at the Tevatron for m_{H^\pm} between 80 and 155 GeV, assuming $\mathcal{B}(H^+ \rightarrow \tau^+ \nu_\tau) = 1$. More recently, ATLAS experiment at the LHC has set the upper limit on the $\mathcal{B}(t \rightarrow H^+ b)$ between 5% and 1% for charged Higgs boson masses in the range 90–160 GeV [17].

The dominant process of production of top quarks at the Large Hadron Collider (LHC) is $pp \rightarrow t\bar{t} + X$ via gluon gluon fusion. The search for a charged Higgs boson is sensitive to the decays of the top quark pairs $t\bar{t} \rightarrow H^\pm W^\mp b\bar{b}$ and $t\bar{t} \rightarrow H^\pm H^\mp b\bar{b}$, where each charged Higgs boson decays into a τ lepton and a neutrino. Throughout this paper, these two decay modes are referred to as WH and HH, respectively.

Three different final states are studied, all requiring missing transverse energy and multiple jets. The τ lepton decaying into hadrons and a neutrino is labeled τ_h . The first final state involves the production of τ_h and jets (labeled $\tau_h + \text{jets}$), the second one is where τ_h is produced in association with an electron or a muon (labeled $e\tau_h$ or $\mu\tau_h$), and the third one is where an electron and a muon are produced (labeled $e\mu$). Figure 1 shows representative diagrams for the $\tau_h + \text{jets}$ (left plot), $e(\mu)\tau_h$ (middle plot), and $e\mu$ (right plot) final states. We use a data sample recorded by the Compact Muon Solenoid (CMS) experiment until the end of August 2011 with an average number of interactions per crossing (pileup) of 5–6. The analyses correspond to an integrated luminosity ranging from 1.99 to 2.27 fb^{-1} depending on the final state.

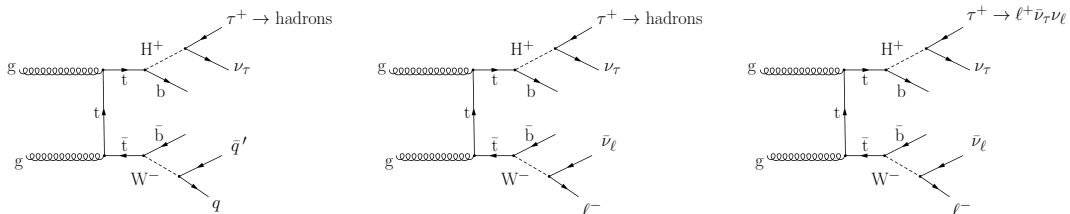


Figure 1: Representative diagrams for the $\tau_h + \text{jets}$ (left), $e(\mu)\tau_h$ (middle), and $e\mu$ (right) final states.

2 CMS detector, reconstruction, and simulation

A detailed description can be found in Ref. [18]. The central feature of the CMS apparatus is a superconducting solenoid of 6 m internal diameter providing a field of 3.8 T. Within the field volume are a silicon pixel and strip tracker, a crystal electromagnetic calorimeter (ECAL), and a brass/scintillator hadron calorimeter (HCAL). Muons are measured in gas-ionization detectors embedded in the steel return yoke of the magnet. Extensive forward calorimetry complements the coverage provided by the barrel and endcap detectors.

CMS uses a right-handed coordinate system, with the origin at the nominal interaction point, the x axis pointing to the centre of the LHC, the y axis pointing up (perpendicular to the LHC plane), and the z axis along the anticlockwise-beam direction. The polar angle θ is measured from the positive z axis and the azimuthal angle ϕ is measured in the x - y plane. The pseudorapidity η is defined as $-\ln[\tan(\theta/2)]$.

The first level (L1) of the CMS trigger system, composed of custom hardware processors, uses information from the calorimeters and muon detectors to select the most interesting events in a fixed time interval of less than $4 \mu\text{s}$. The High Level Trigger (HLT) processor farm further decreases the event rate from around 100 kHz to around 300 Hz, before data storage.

Muons are reconstructed [19] by performing a simultaneous global track fit to hits in the silicon tracker and the muon system. Electrons are reconstructed [20] from clusters of energy deposits in the electromagnetic calorimeter that are matched to hits in the silicon tracker. Jets, τ_h , and missing transverse energy (E_T^{miss}) are reconstructed using particles measured with the particle-flow algorithm [21]. The particle-flow algorithm reconstructs particles in each event, using the information from the tracker, the ECAL and HCAL calorimeters, and the muon system. Jets are reconstructed with the anti- k_T jet algorithm [22] with a distance parameter of $R = 0.5$. The value of E_T^{miss} is defined as the magnitude of the vector sum of the transverse momenta of all reconstructed objects in the volume of the detector (leptons, photons, and hadrons).

The b-tagging algorithm used in this analysis exploits as the discriminating variable the significance of the impact parameter of the track with the second highest significance [23]. The significance is defined as the ratio of the measured value of the impact parameter to the measurement uncertainty. The hadron-plus-strips (HPS) τ identification algorithm [24] is used to reconstruct τ leptons decaying hadronically. The HPS algorithm considers candidates with one or three charged pions and up to two neutral pions. The τ_h candidate isolation is based on a cone of $\Delta R = \sqrt{\Delta\phi^2 + \Delta\eta^2} = 0.5$ around the reconstructed τ_h -momentum direction. It is required that no charged hadrons with $p_T > p_T^{\text{cut}}$ and no photons with $E_T > E_T^{\text{cut}}$ be present within the isolation cone, other than the τ_h constituents. The typical values of p_T^{cut} and E_T^{cut} are $\simeq 1 \text{ GeV}$.

Backgrounds $t\bar{t}$, W +jets, Z +jets are generated with MADGRAPH 5 [25, 26] interfaced with PYTHIA 6.4.25 [27]. The diboson production processes WW , WZ , and ZZ are generated by PYTHIA. Single-top-quark production is generated with POWHEG [28]. The signal processes, $t\bar{t} \rightarrow H^\pm b H^\mp \bar{b}$ and $t\bar{t} \rightarrow W^\pm b H^\mp \bar{b}$, are generated by PYTHIA. The TAUOLA [29] package is used to simulate τ decays in all cases.

Generated events are processed through the full detector simulation based on GEANT4 [30, 31], followed by a detailed trigger emulation and the CMS event reconstruction. Several minimum-bias events are superimposed upon the hard interactions to simulate pileup. The simulated events are weighted according to the measured distribution of the number of interaction vertices. The PYTHIA parameters for the underlying event were set according to the “Z2” tune, an update of the “Z1” tune described in Ref. [32].

The number of produced $t\bar{t}$ events is estimated from the SM prediction of the $t\bar{t}$ production cross section, $165_{-9}^{+4}(\text{scale})_{-7}^{+7}(\text{PDF})$ pb [33–36]. The theoretical prediction agrees with the cross section measured at the LHC [37, 38].

3 Analysis of the τ_h +jets final state

In the τ_h +jets analysis, events are selected by a trigger that requires the presence of a τ_h with transverse momentum $p_T > 35$ GeV and a large calorimetric $E_T^{\text{miss}} (> 60$ GeV). The τ_h trigger selection includes the requirement on the leading- p_T track, $p_T > 20$ GeV. The amount of data analyzed for this channel corresponds to an integrated luminosity of $2.27 \pm 0.05 \text{ fb}^{-1}$.

In this analysis, selected event are required to have one τ_h with $p_T^{\tau_h} > 40$ GeV within $|\eta| < 2.1$, and at least three other jets with $p_T > 30$ GeV within $|\eta| < 2.4$ with at least one jet identified as originating from the hadronization of a b quark.

In order to suppress the multijet background we use selection criteria on the missing transverse energy, $E_T^{\text{miss}} > 50$ GeV, and on the angle between the E_T^{miss} vector and the transverse momentum of the τ_h , $\Delta\phi(p_T^{\tau_h}, E_T^{\text{miss}}) < 160^\circ$. This analysis selects τ_h candidates with one charged hadron. The charged hadron is required to have $p_T^{\text{trk}} > 20$ GeV. In order to use non-overlapping data samples in the τ_h +jets analysis and the other analyses, events containing either an electron or a muon with $p_T^{\ell} > 15$ GeV are rejected. The background events with $W \rightarrow \tau\nu_\tau$ decays are suppressed by a requirement on the variable $R_\tau = p_T^{\text{trk}}/p_T^{\tau_h}$, with $R_\tau > 0.7$, which takes into account the different polarization of τ leptons originating from H or W decays [39]. Although the requirements on the transverse momenta of τ_h and the charged particle introduce a bias of R_τ requirement, it provides a background rejection factor of about two.

In the τ_h +jets analysis the dominant reducible background arises from multijet events with large E_T^{miss} and jets that mimic hadronic τ decays or are misidentified as b-quark jets.

The other background processes comprise electroweak (EWK) ones - W+jets, Z+jets, diboson (WW, ZZ, WZ) as well as SM $t\bar{t}$ and tW production. The W+jets and $t\bar{t}$ production processes dominate. These backgrounds can be divided in two parts: the first one labeled “EWK+ $t\bar{t}$ τ ” consists of events where at least one τ lepton in the final state is present with $p_T^\tau > 40$ GeV, within $|\eta^\tau| < 2.1$, and the second one labeled “EWK+ $t\bar{t}$ no- τ ” consisting of events with no τ leptons in the final state or with no τ leptons satisfying the above-mentioned criteria. The “EWK+ $t\bar{t}$ no- τ ” background events with no τ leptons in the final state can pass the selection due to misidentification of a jet, an electron or a muon as a τ_h .

The transverse mass, m_T , can be reconstructed from the τ_h and E_T^{miss} vectors, providing additional discrimination between W and H decays. The shape and normalisation of the m_T distributions of the multijet and “EWK+ $t\bar{t}$ τ ” backgrounds are obtained from data. The m_T distribution of the multijet background is measured using the events which pass the signal selection described above, except for no requirements on τ isolation and on an identified b quark jet. A small contamination from EWK+ $t\bar{t}$ processes, evaluated using simulation, has been subtracted. The m_T distributions are measured in bins of p_T of the τ candidate (a τ_h with no isolation criteria applied). The final m_T distribution of the multijet background after full event selection is obtained by summing the m_T distributions for each p_T^τ bin weighted with the efficiency that the τ candidate passes the τ isolation criteria and the R_τ selection. The efficiency is measured from data using events selected for the measurement of the m_T distributions, but without applying the requirements on E_T^{miss} and $\Delta\phi(p_T^{\tau_h}, E_T^{\text{miss}})$. The expected number of multijet events in a given bin i of the m_T distribution is calculated as:

$$N_i^{\text{multijet}} = N^{\text{multijet}} \sum_j p_{i,j}^{\text{multijet}} \varepsilon_j^{\tau+R\tau}, \quad (1)$$

where the index j runs over the bins of $p_T^{\tau_h}$; $\varepsilon_j^{\tau+R\tau}$ is the efficiency of the τ isolation and the R_τ selection in a given bin j , $p_{i,j}^{\text{multijet}}$ is the m_T probability density function obtained from the shapes of the m_T distributions, and N^{multijet} is the total number of the multijet background events.

The expected number of events and the m_T distribution of the “EWK+t \bar{t} τ ” background are obtained using a control data sample defined with the same jet selection criteria of the τ_h +jets sample, but requiring a muon instead of a τ_h . The reconstructed muons are then replaced by embedding in the events the reconstructed particles from simulated τ lepton decays. The embedding method underestimates a small contribution from the Drell-Yan $\tau\tau$ and $WW \rightarrow \tau\tau + E_T^{\text{miss}}$ processes, since a veto on the presence of a second lepton (e or μ) is used in the selection of the control sample. The residues of these backgrounds not counted with the embedding method have been estimated from the simulation. The “EWK+t \bar{t} no- τ ” background has been estimated from the simulation.

Figure 2 shows the event yield after each selection step starting from the requirement that at least three high- p_T jets are present. The expected event yield in the presence of the $t \rightarrow H^+b$, $H^+ \rightarrow \tau^+\nu_\tau$ decays is shown as the dashed line for $m_{H^+} = 120$ GeV and assuming $\mathcal{B}(t \rightarrow H^+b) = 0.05$. The multijet background and the “EWK+t \bar{t} τ ” background are shown as measured from the data. The “EWK+t \bar{t} no- τ ” background is shown as estimated from the simulation.

The observed number of events after full event selection is listed in Table 1, along with the expected number of events from the various backgrounds, and from the Higgs boson signal processes WH and HH at $m_{H^+} = 120$ GeV. The number of WH and HH events is obtained under the assumption that $\mathcal{B}(t \rightarrow H^+b) = 0.05$. The systematic uncertainties listed in Table 1 will be discussed in Section 6.

Table 1: Numbers of expected events in the τ_h +jets analysis for the backgrounds and the Higgs boson signal from HH and WH processes at $m_{H^+} = 120$ GeV, and the number of observed events after the final event selection. Unless stated differently, the expected background events are from simulation.

Source	$N_{\text{ev}}^{\tau_h\text{+jets}} \pm \text{stat.} \pm \text{syst.}$
HH + WH, $m_{H^+} = 120$ GeV, $\mathcal{B}(t \rightarrow H^+b) = 0.05$	$51 \pm 4 \pm 8$
multijets (from data)	$26 \pm 2 \pm 1$
EWK+t \bar{t} τ (from data)	$78 \pm 3 \pm 11$
EWK+t \bar{t} no- τ	$6.0 \pm 3.0 \pm 1.2$
residual $Z/\gamma^* \rightarrow \tau\tau$	$7.0 \pm 2.0 \pm 2.1$
residual $WW \rightarrow \tau\nu_\tau\tau\nu_\tau$	$0.35 \pm 0.23 \pm 0.09$
Total expected background	$119 \pm 5 \pm 12$
Data	130

The m_T distribution after all event selection criteria are applied is shown in Fig. 3.

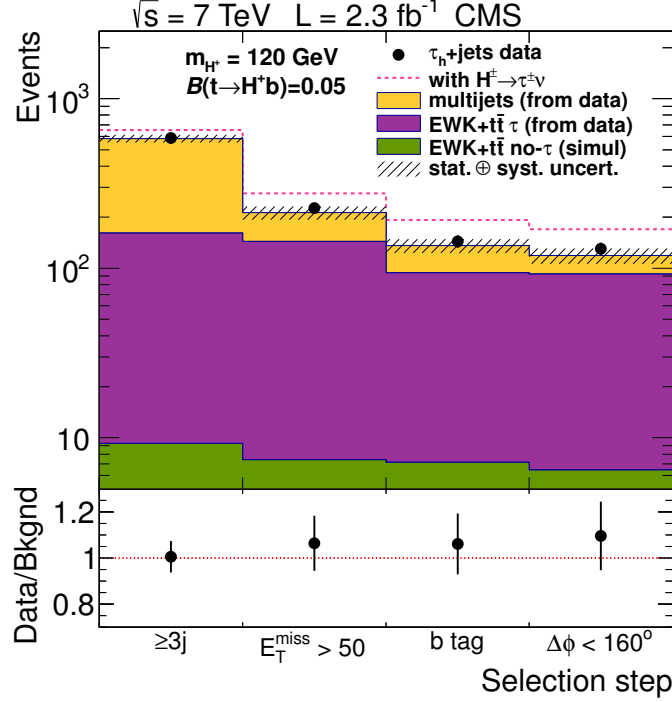


Figure 2: The event yield after each selection step for the τ_h +jets analysis. The expected event yield in the presence of the $t \rightarrow H^+b$, $H^+ \rightarrow \tau^+\nu_\tau$ decays is shown as the dashed line for $m_{H^+} = 120$ GeV and under that assumption that $\mathcal{B}(t \rightarrow H^+b) = 0.05$. The multijet and the “EWK+ $t\bar{t}$ τ ” backgrounds are measured from the data. The “EWK+ $t\bar{t}$ no- τ ” background is shown as estimated from simulation. The bottom panel shows the ratio of data over background along with the total uncertainties. Statistical and systematic uncertainties are added in quadrature.

4 Analysis of the $e\tau_h$ and $\mu\tau_h$ final states

The event selections used are the same as in the measurement of the top quark pair production cross section in dilepton final states containing τ [40].

In the $e\tau_h$ analysis, the events are selected by a trigger that requires the presence of an electron, at least two jets with $p_T > 30$ GeV and $p_T > 25$ GeV, respectively, and a certain amount of H_T^{miss} , where H_T^{miss} is defined at the trigger level as the magnitude of the vector sum of p_T of all jets in the event. As the peak instantaneous luminosity increased the requirements on the electron p_T changed from 17 to 27 GeV and on H_T^{miss} from 15 to 20 GeV. The amount of data analyzed for this channel corresponds to an integrated luminosity of $1.99 \pm 0.05 \text{ fb}^{-1}$.

In the $\mu\tau_h$ analysis, the events are selected by a single-muon trigger with the threshold changing from 17 to 24 GeV during the data taking period. The amount of data analyzed for this channel corresponds to an integrated luminosity of $2.22 \pm 0.05 \text{ fb}^{-1}$.

The events are selected by requiring one isolated, high- p_T electron (muon) with $p_T > 35$ (30) GeV and $|\eta| < 2.5$ (2.1). The event should have one τ_h with $p_T > 20$ GeV within $|\eta| < 2.4$, at least two jets with $p_T > 35$ (30) GeV within $|\eta| < 2.4$, with at least one jet identified as originating from the hadronization of a b quark, and $E_T^{\text{miss}} > 45$ (40) GeV for the $e\tau_h$ ($\mu\tau_h$) final state. The τ_h and the electron (muon) are required to have opposite electric charges. The isolation of each charged lepton candidate (e or μ) is measured by summing the transverse momenta of the reconstructed particles within a cone of radius $\Delta R = 0.3$ around the lepton’s direction. The contribution from the lepton itself is excluded. If the value of this sum divided by the lepton p_T ,

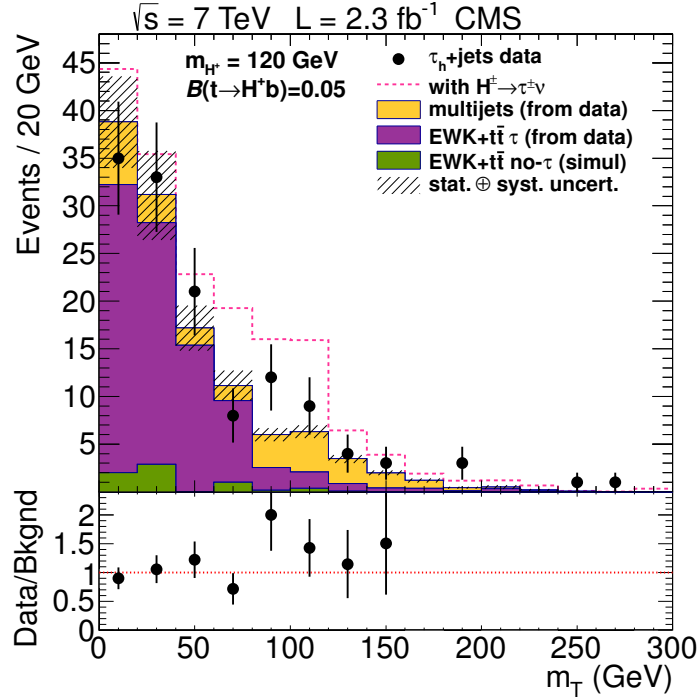


Figure 3: The transverse mass of τ_h and E_T^{miss} after full event selection for the τ_h +jets analysis. The expected event yield in the presence of the $t \rightarrow H^+b$, $H^+ \rightarrow \tau^+\nu$ decays is shown as the dashed line for $m_{H^+} = 120$ GeV and under the assumption that $\mathcal{B}(t \rightarrow H^+b) = 0.05$. The bottom panel shows the ratio of data over background along with the total uncertainties. The ratio is not shown for $m_T > 160$ GeV, where the expected total number of the background events is 2.5 ± 0.3 while 5 events are observed. Statistical and systematic uncertainties are always added in quadrature.

labeled I_{rel} , is less than 0.1 (0.2) for electrons (muons), the lepton is considered to be isolated. The lepton is required to be separated from any selected jet by a distance $\Delta R > 0.3$. Events with an additional electron (muon) with $I_{\text{rel}} < 0.2$ and $p_T > 15$ (10) GeV are rejected.

The backgrounds in the $e\tau_h$ and $\mu\tau_h$ final-state analyses arise from two sources, the first with misidentified τ_h , which is estimated from data, and the second with genuine τ_h , which is estimated from simulation. The misidentified τ_h background comes from events with one lepton (e or μ), E_T^{miss} , and three or more jets with at least one identified b quark jet (labelled “ $\ell + \geq 3$ jets” events), where one jet is misidentified as a τ_h . The dominant contribution to this background comes from W +jets, and from $t\bar{t} \rightarrow W^+bW^-b \rightarrow \ell\nu b qq'\bar{b}$ ($\ell = e, \mu$) events. The misidentified τ_h background is estimated by applying the probability that a jet mimics a τ_h to every jet in “ $\ell + \geq 3$ jets” events. The probability that a jet is misidentified as a τ_h is measured from data as a function of jet p_T and η using W +jets and multijet events [24].

The backgrounds with genuine τ leptons are Drell–Yan $\tau\tau$, single-top-quark production, dibosons, and the SM $t\bar{t}$ events in which a τ is produced from a W decay. The $Z/\gamma^* \rightarrow ee, \mu\mu$ and $t\bar{t} \rightarrow W^+bW^-b \rightarrow \ell^+\nu b\ell^-\bar{\nu}\bar{b}$ events may also contain electrons or muons misidentified as τ_h . The event yields for these backgrounds are estimated from simulation.

The data and the simulated event yield at various stages of event selection, described above, for the $e\tau_h$ ($\mu\tau_h$) analysis are shown in Fig. 4 left (right). The backgrounds are normalized to the SM prediction obtained from the simulation. A good agreement is found between data and

the SM background. The expected event yield in the presence of $t \rightarrow H^+b$, $H^+ \rightarrow \tau^+\nu_\tau$ decays is shown as a dashed line for $m_{H^\pm} = 120$ GeV under the assumption that $\mathcal{B}(t \rightarrow H^+b) = 0.05$. The observed number of events after the full event selection is shown in Table 2 along with the

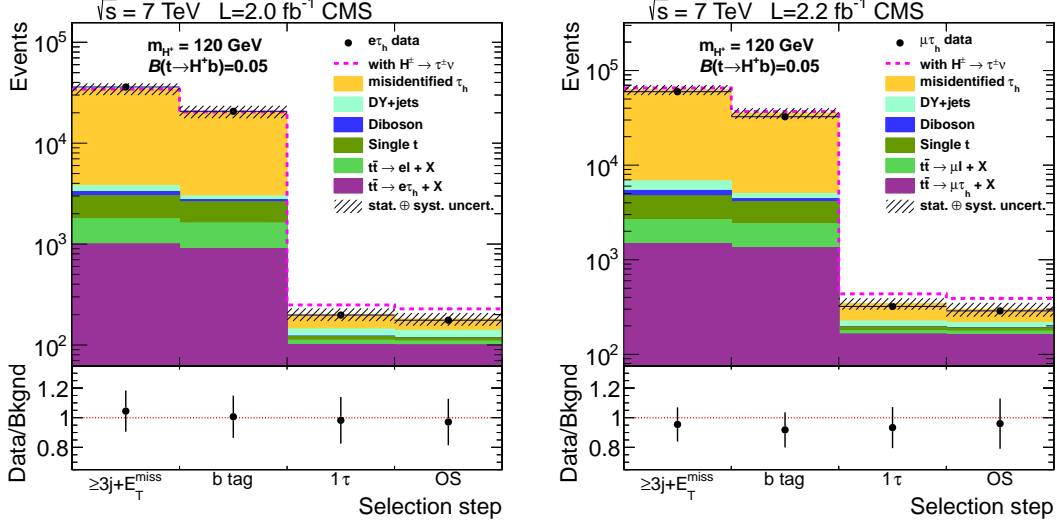


Figure 4: The event yields after each selection step for the $e\tau_h$ (left) and $\mu\tau_h$ (right) analyses. The backgrounds are estimated from simulation and normalized to the standard model prediction. The expected event yield in the presence of the $t \rightarrow H^+b$, $H^+ \rightarrow \tau^+\nu_\tau$ decays is shown as a dashed line for $m_{H^\pm} = 120$ GeV and under the assumption that $\mathcal{B}(t \rightarrow H^+b) = 0.05$. The bottom panel shows the ratios of data over background with the total uncertainties. OS indicates the requirement to have opposite electric charges for a τ_h and a e or μ . Statistical and systematic uncertainties are added in quadrature.

expected numbers of events from the various backgrounds, and from the Higgs boson signal processes WH and HH for $m_{H^\pm} = 120$ GeV. The misidentified τ background measured from the data is consistent with the expectation from simulation, 42 ± 4 (stat.) ± 8 (syst.) for the $e\tau_h$ analysis and 83 ± 7 (stat.) ± 12 (syst.) for the $\mu\tau_h$ analysis.

5 Analysis of the $e\mu$ final state

The event selections are the same as used in the measurement of the top quark pair production cross section in dilepton final states [41].

The $e\mu$ events are selected by a trigger requiring an electron with $p_T^e > 8$ GeV and a muon with $p_T^\mu > 17$ GeV; or an electron with $p_T^e > 17$ GeV and a muon with $p_T^\mu > 8$ GeV. The amount of data analyzed for this channel corresponds to an integrated luminosity of 2.27 ± 0.05 fb $^{-1}$.

In the $e\mu$ analysis, the events are selected by requiring at least one isolated electron and at least one isolated muon ($I_{\text{rel}} < 0.15$) in a cone of radius $\Delta R = 0.3$ around the lepton with $p_T > 20$ GeV within $|\eta| < 2.5$ (2.4) for electrons (muons). The event has to have at least two jets with $p_T > 30$ GeV within $|\eta| < 2.4$. The leptons are required to be separated from any selected jet by a distance $\Delta R > 0.4$. The invariant mass of electron-muon pair, $m_{e\mu}$, is required to exceed 12 GeV. The electron and the muon are required to have opposite electric charges.

The backgrounds considered in the $e\mu$ final-state analysis are the following: SM $t\bar{t}$, Drell–Yan $\ell\ell$ ($\ell = e, \mu, \tau$) production in association with jets (DY($\ell\ell$)), W+jets, single-top-quark production (dominated by tW) and diboson (WW, WZ, ZZ) production. Background yields are all

Table 2: Numbers of expected events in the $e\tau_h$ and $\mu\tau_h$ analyses for the backgrounds and the Higgs boson signal from WH and HH processes at $m_{H^\pm} = 120$ GeV, and the number of observed events after the final event selection. Unless stated differently, the expected background events are from simulation.

Source	$N_{\text{ev}}^{e\tau_h} \pm \text{stat.} \pm \text{syst.}$	$N_{\text{ev}}^{\mu\tau_h} \pm \text{stat.} \pm \text{syst.}$
HH+HW, $m_{H^\pm} = 120$ GeV, $\mathcal{B}(t \rightarrow H^+b) = 0.05$	$51 \pm 3 \pm 8$	$89 \pm 4 \pm 13$
misidentified τ (from data)	$54 \pm 6 \pm 8$	$89 \pm 9 \pm 11$
$t\bar{t} \rightarrow WbW\bar{b} \rightarrow \ell\nu b \tau\nu\bar{b}$	$100 \pm 3 \pm 14$	$162 \pm 4 \pm 23$
$t\bar{t} \rightarrow WbW\bar{b} \rightarrow \ell\nu b \ell\nu\bar{b}$	$9.0 \pm 0.9 \pm 1.8$	$13.0 \pm 1.2 \pm 2.5$
$Z/\gamma^* \rightarrow ee, \mu\mu$	$4.8 \pm 1.8 \pm 1.3$	$0.7 \pm 0.7 \pm 0.7$
$Z/\gamma^* \rightarrow \tau\tau$	$17.0 \pm 3.3 \pm 3.0$	$26.0 \pm 4.3 \pm 6.1$
single top quark	$7.9 \pm 0.4 \pm 1.1$	$13.5 \pm 0.5 \pm 1.9$
diboson	$1.3 \pm 0.1 \pm 0.2$	$2.0 \pm 0.2 \pm 0.3$
Total expected background	$194 \pm 8 \pm 20$	$306 \pm 11 \pm 32$
Data	176	288

estimated from simulation. After the signal selection requirements are applied, 95% of the remaining background is due to SM $t\bar{t}$ decays.

The data and simulated event yields at various stages of the event selection are shown in Fig. 5. The backgrounds are normalized to the standard model prediction obtained by simulation. A good agreement between the data and the standard model expectations is found. The expected event yield in the presence of $t \rightarrow H^+b$, $H^+ \rightarrow \tau^+\nu_\tau$ decays is shown as a dashed line for $m_{H^\pm} = 120$ GeV under the assumption that $\mathcal{B}(t \rightarrow H^+b) = 0.05$. It is smaller than the expectation from the SM alone ($\mathcal{B}(t \rightarrow H^+b) = 0$) because the selection efficiency is smaller for $H^+ \rightarrow \tau^+\nu_\tau \rightarrow \ell^+\nu_\ell\bar{\nu}_\tau\nu_\tau$ than for $W^+ \rightarrow \ell^+\nu_\ell$ decay owing to the softer lepton p_T spectrum.

The numbers of expected events for the backgrounds and the Higgs boson signal processes from WH and HH modes at $m_{H^\pm} = 120$ GeV, and the number of observed events after all selection requirements are summarized in Table 3.

Table 3: Number of expected events in the $e\mu$ analysis for the backgrounds, the Higgs boson signal from HH and WH processes at $m_{H^\pm} = 120$ GeV, and the number of observed events after all selection requirements. The expected background events are from simulation.

Source	$N_{\text{ev}}^{e\mu} \pm \text{stat.} \pm \text{syst.}$
HH+WH, $m_{H^\pm} = 120$ GeV, $\mathcal{B}(t \rightarrow H^+b) = 0.05$	$125 \pm 9 \pm 13$
$t\bar{t}$ dileptons	$3423 \pm 35 \pm 405$
other $t\bar{t}$	$23 \pm 3 \pm 3$
$Z/\gamma^* \rightarrow \ell\ell$	$192 \pm 12 \pm 19$
W+jets	$14 \pm 6 \pm 2$
single top quark	$166 \pm 3 \pm 18$
diboson	$48 \pm 2 \pm 5$
Total expected background	$3866 \pm 38 \pm 406$
Data	3875

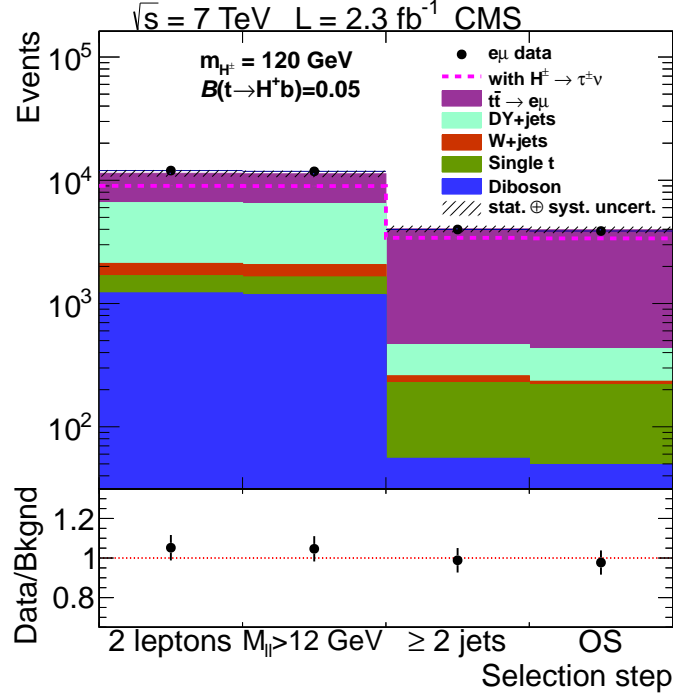


Figure 5: The event yield after each selection step for the $e\mu$ analysis. The backgrounds are from simulation and normalized to the standard model prediction. The expected event yield in the presence of the $t \rightarrow H^+b$, $H^+ \rightarrow \tau^+\nu_\tau$ decays is shown as a dashed line for $m_{H^+} = 120$ GeV under the assumption that $\mathcal{B}(t \rightarrow H^+b) = 0.05$. The bottom panel shows the ratios of data over background with the total uncertainties. The requirement for the e and μ to have opposite electric charges is labelled as OS. Statistical and systematic uncertainties are added in quadrature.

6 Systematic uncertainties

The sources and the size of the systematic uncertainties are listed in Tables 4, 5, and 6. In all of the analyses the following effects are taken into account:

- the uncertainty on the jet energy scale (JES), jet energy resolution (JER), and E_T^{miss} scale. This uncertainty is estimated following the procedure outlined in Ref. [42]; an uncertainty of 3% on the τ_h energy scale is included;
- the theoretical uncertainties on the signal and background cross sections;
- the uncertainty on pileup modelling due to the reweighting of simulated events according to the measured distribution of the number of vertices;
- the uncertainty due to the limited number of events available in the simulated samples (MC stat.);
- an estimated 2.2% uncertainty in the integrated luminosity [43].

In addition, for the fully hadronic channel the following systematic uncertainties are taken into account:

- the uncertainty on trigger efficiencies. The efficiency of the τ part of the trigger is evaluated using $Z \rightarrow \tau\tau$ events. It is used for the “EWK+ $t\bar{t}$ τ ” background estimate. The data-to-simulation correction factor for the trigger on E_T^{miss} is evaluated using $t\bar{t}$ events with an uncertainty estimated to be $\simeq 10\%$. The data-to-simulation correction

factors for the efficiency of the trigger on τ_h and on E_T^{miss} are used for the WH, HH signal and “EWK+t \bar{t} no- τ ” background estimates;

- the uncertainty on the estimate of the multijet background from data;
- the uncertainty on the estimate of “EWK+t \bar{t} τ ” background due to the uncertainty on the τ_h jet energy scale, the selection of muons in the control sample, the limited number of events in the control sample, the contamination from multijet background, and the fraction of $W \rightarrow \tau \rightarrow \mu$ events ($f_{W \rightarrow \tau \rightarrow \mu}$) in the control sample;
- the uncertainty in the application of the lepton veto. It is estimated from the uncertainty in the lepton reconstruction, identification, and isolation efficiencies of 2% (1%) for electrons (muons), which is measured using $Z \rightarrow \ell\ell$ ($\ell = e, \mu$) events;

In addition, for the analyses with τ_h in the final state (τ_h +jets, $e\tau_h$, $\mu\tau_h$), the following systematic uncertainties are taken into account:

- the uncertainty on the efficiency of τ identification, estimated to be 6% [24];
- the uncertainty on the rate of misidentification of a jet as a τ_h or of a lepton as a τ_h , each estimated to be 15% [24];
- the uncertainty on the efficiency of b tagging, 5.4% [23];
- the uncertainty on the rate of misidentification of a jet as a b quark, 10% [23];

In the $e\tau_h$ and $\mu\tau_h$ analyses the uncertainty in the estimation of the misidentified τ background has two sources: the limited number of events for the measurement of the τ misidentification rate and the difference in the τ misidentification rates for jets originating from a quark with respect to jets originating from a gluon.

Finally the uncertainty on the reconstruction, identification, and isolation efficiency of an electron or a muon is taken into account in the $e\tau_h$, $\mu\tau_h$, and $e\mu$ analyses. It is estimated to be $\simeq 2\text{--}3\%$.

The full sets of systematic uncertainties are used as input to the exclusion limit calculation.

In the τ +jets analysis the m_T distribution shown in Fig. 3 is used in a binned maximum-likelihood fit in order to extract a possible signal. Other channels use event counting only for setting the limits. The uncertainties on the shapes for the multijet and “EWK+t \bar{t} τ ” backgrounds derived from data are evaluated taking account of the corresponding uncertainty in every bin of the m_T distribution. In addition, the m_T shape uncertainty for the “EWK+t \bar{t} τ ” background, related to the τ_h energy scale uncertainty, is taken into account in the fit. For the signal and the small “EWK+t \bar{t} no- τ ” background the m_T shape uncertainty in the JES+JER+ E_T^{miss} scale is evaluated from simulation.

7 Evaluation of limits on $\mathcal{B}(t \rightarrow H^+b)$

The expected number of $t\bar{t}$ events, after final event selection, is shown in Fig. 6 for the $\mu\tau_h$ (left) and $e\mu$ (right) analyses as a function of the branching fraction $\mathcal{B}(t \rightarrow H^+b)$ for $m_{H^+} = 120$ GeV. Expectations are shown separately for contributions from WH, HH, and $t\bar{t} \rightarrow WbW\bar{b}$ (WW) processes. In the $e\tau_h$, $\mu\tau_h$, and fully hadronic analyses the total $t\bar{t}$ event yield ($N_{t\bar{t}}^{\text{MSSM}}$) from WW, WH, and HH processes is larger than the yield from the standard model $t\bar{t} \rightarrow WbW\bar{b}$ process ($N_{t\bar{t}}^{\text{SM}}$). This is due to the fact that the branching fraction for the Higgs boson decay into $\tau\nu_\tau$ is larger than the corresponding branching fraction for W boson decay. For the $e\mu$ analysis the total $t\bar{t}$ event yield is smaller than that expected from the standard model.

Table 4: The systematic uncertainties on event yields (in percent) for the τ_h +jets analysis for background processes and for the Higgs boson signal processes WH and HH in the range of $m_{H^+} = 80\text{--}160\text{ GeV}$. The range of errors for the signal processes is given for the Higgs boson mass range of 80–160 GeV.

	HH	WH	multi-jets	EWK+t \bar{t} τ			EWK+t \bar{t} no- τ		
				Emb.data	Res.DY	Res.WW	t \bar{t}	tW	W+jets
JES+JER+ E_T^{miss}	4.7–14	9.0–18		6.6	26	23	8.1	2.4	<10
cross section	$^{+7.0}_{-10.0}$	$^{+7.0}_{-10.0}$			4.0	4.0	$^{+7.0}_{-10.0}$	8.0	5.0
pileup modeling	0.3–4.2	0.6–5.2			7.6	3.9	7.1	15	10
MC stat	6.2–11	7.0–10			29	66	28	49	71
luminosity	2.2				2.2				
trigger	12–13	13		11	12	11	12	11	14
multijet stat.			6.5						
multijets syst.			3.8						
μ sample stat.				3.4					
multijet contamin.				0.3					
$f_{W \rightarrow \tau \rightarrow \mu}$				0.7	0.1	0.1			
muon selections				0.5	0.1	0.1			
lepton veto	0.3–0.5	0.5–0.7			0.9	1.2	0.9	0.6	0.3
τ -jet id	6.0	6.0		6.0	6.0	6.0			
jet, $\ell \rightarrow \tau$ misident.							15		
b-jet tagging	1.1–2.1	1.0–1.7					1.4	1.6	
jet \rightarrow b misident.					2.0	2.6			4.8

Table 5: The systematic uncertainties on event yields (in percent) for the $\mu\tau_h$ analysis for the background processes and for the Higgs boson signal processes WH and HH for $m_{H^+} = 120\text{ GeV}$.

	HH	WH	t $\bar{t}_{\ell\tau}$	t $\bar{t}_{\ell\ell}$	misident. τ	Single top	diboson	DY($\mu\mu$)	DY($\tau\tau$)
JES+JER+ E_T^{miss}	6.0	5.0	5.0	4.0		6.0	11.0	100.0	22.0
cross section		$^{+7.0}_{-10}$				8.0	4.0	4.0	
pileup modeling	4.0	2.0	2.0	8.0		2.0	3.0	25.0	4.0
MC stat	5.0	4.0	2.0	9.0		4.0	9.0	100.0	16.0
luminosity	2.2					2.2			
τ -jet id	6.0	6.0	6.0			6.0	6.0		6.0
jet, $\ell \rightarrow \tau$ misident.				15.0				15.0	
b-jet tagging	6.0	5.0	5.0	5.0		7.0			
jet \rightarrow b misident.							8.0	8.0	9.0
misident. τ (stat.)					10.0				
misident. τ (syst.)					12.0				
lepton selections	2.0					2.0			

Table 6: The systematic uncertainties on event yields (in percent) for the $e\mu$ analysis for the background processes and for the Higgs boson signal processes WH and HH at $m_{H^+} = 120$ GeV.

	HH	WH	$t\bar{t}$	DY($\ell\ell$)	W+jets	Single top	diboson
JES+JER+ E_T^{miss}	2.1	2.0	2.0	6.0	10.8	4.0	6.5
cross section		$^{+7}_{-10}$		4.3	5.0	7.4	4.0
pileup modeling	4.5	4.5	5.0	5.5	4.0	5.5	5.5
MC stat	5.3	7.9	1.0	6.5	42.9	1.9	4.3
luminosity	2.2						
dilepton selection	2.5						

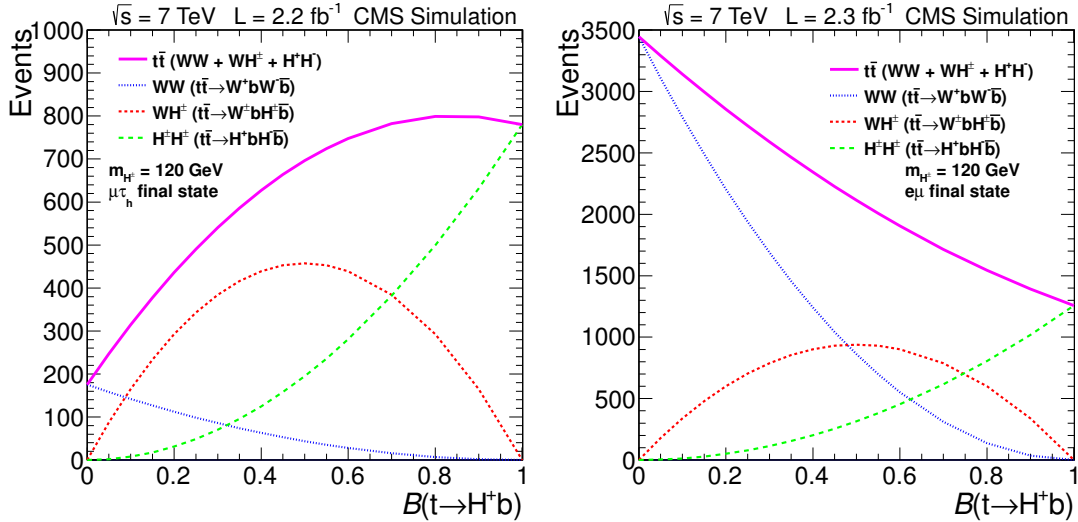


Figure 6: The expected number of $t\bar{t}$ events after event selection for the $\mu\tau_h$ (left) and $e\mu$ (right) final states as a function of the branching fraction $\mathcal{B}(t \rightarrow H^+b)$ for $m_{H^+} = 120$ GeV. Expectations are shown separately for the WH, HH, and WW contributions.

Assuming that any excess or deficit of events in data, when compared with the expected background contribution, is due to the $t \rightarrow H^+b$, $H^+ \rightarrow \tau^+\nu_\tau$ decays, the value of $x = \mathcal{B}(t \rightarrow H^+b)$ for each individual analysis can be related to the difference ΔN between the observed number of events and the predicted background contribution through the following equation:

$$\Delta N = N_{\bar{t}\bar{t}}^{\text{MSSM}} - N_{\bar{t}\bar{t}}^{\text{SM}} = 2x(1-x)N_{\text{WH}} + x^2N_{\text{HH}} + [(1-x)^2 - 1]N_{\bar{t}\bar{t}}^{\text{SM}}. \quad (2)$$

In this equation N_{WH} is estimated from simulation forcing the first top quark to decay to $H^\pm b$ and the second to $W^\mp b$, and N_{HH} forcing both top quarks to decay to $H^\pm b$. In the $e\tau_h$, $\mu\tau_h$, and $e\mu$ analyses, $N_{\bar{t}\bar{t}}^{\text{SM}}$ is evaluated from simulation, as given by the $\bar{t}\bar{t}$ background in Table 2 and 3. In the τ_h +jets analysis, most of the $\bar{t}\bar{t} \rightarrow \text{WbW}\bar{b}$ yield is derived directly from data, so it does not contribute to ΔN whatever the value of x . In other words if an H^+ SUSY signal is present in the data, affecting the $\bar{t}\bar{t} \rightarrow \text{WbW}\bar{b}$ rate, it also affects the data driven background estimate for this rate and therefore this contribution disappears in the difference data – background. In this case $N_{\bar{t}\bar{t}}^{\text{SM}}$ contains only the small $\bar{t}\bar{t}$ contribution included in the “EWK+ $\bar{t}\bar{t}$ no- τ ” background in Table 1, which is derived from simulation: $N_{\bar{t}\bar{t}}^{\text{SM}} = 2.1 \pm 0.6(\text{stat.}) \pm 0.5(\text{syst.})$.

The CLs method [44, 45] is used to obtain an upper limit, at 95% confidence level (CL), on $x = \mathcal{B}(t \rightarrow H^+b)$ using Eq. 2 for each final-state analysis and for their combination. The background and signal uncertainties described in Section 6 are modeled with a log-normal probability distribution function and their correlations are taken into account. In the τ +jets analysis the m_T distribution shown in Fig. 3 is used in a binned maximum-likelihood fit in order to extract a possible signal. For the $e\tau_h$, $\mu\tau_h$, and $e\mu$ final states only event counting is used to obtain the upper limits.

The upper limit on $\mathcal{B}(t \rightarrow H^+b)$ as a function of m_{H^+} is shown in Fig. 7 for the fully hadronic and $e\tau_h$ final states and in Fig. 8 for the $\mu\tau_h$ and $e\mu$ final states. The combined upper limit has been obtained using the procedure described in [46]. Figure 9 (left) shows the upper limit obtained from the combination of all final states.

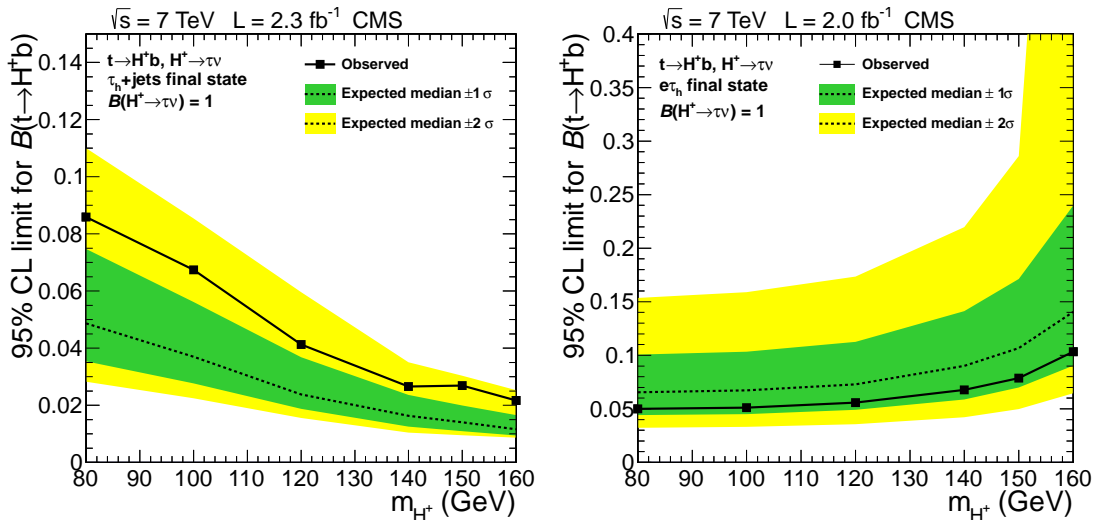


Figure 7: Upper limit on $\mathcal{B}(t \rightarrow H^+b)$ as a function of m_{H^+} for the fully hadronic (left) and the $e\tau_h$ (right) final states. The $\pm 1\sigma$ and $\pm 2\sigma$ bands around the expected limit are also shown.

Table 7 gives the values of the median, $\pm 1\sigma$, and $\pm 2\sigma$ expected and the observed 95% CL upper limit for $\mathcal{B}(t \rightarrow H^+b)$ as a function of m_{H^+} for the combination of the fully hadronic,

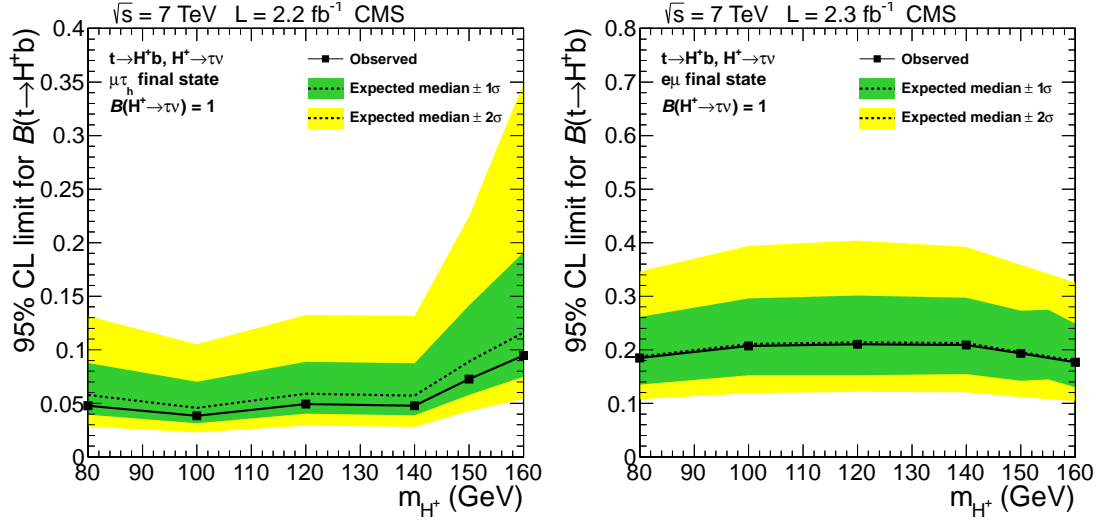


Figure 8: Upper limit on $\mathcal{B}(t \rightarrow H^+b)$ as a function of m_{H^+} for the $\mu\tau_h$ (left) and $e\mu$ (right) final states. The $\pm 1\sigma$ and $\pm 2\sigma$ bands around the expected limit are also shown.

$e\tau_h$, $\mu\tau_h$, and $e\mu$ final states. The systematic uncertainties for the $e\tau_h$, $\mu\tau_h$, and $e\mu$ analyses are larger than the statistical uncertainties. Figure 9 (right) shows the exclusion region in the

Table 7: The expected range and observed 95% CL upper limit for $\mathcal{B}(t \rightarrow H^+b)$ as a function of m_{H^+} for the combination of the fully hadronic, $e\tau_h$, $\mu\tau_h$, and $e\mu$ final states.

95% CL upper limit on $\mathcal{B}(t \rightarrow H^+b)$						
m_{H^+} (GeV)	Expected limit					Observed limit
	-2σ	-1σ	median	$+1\sigma$	$+2\sigma$	
80	0.018	0.022	0.029	0.040	0.054	0.041
100	0.014	0.018	0.024	0.032	0.043	0.035
120	0.013	0.015	0.020	0.027	0.040	0.028
140	0.009	0.011	0.014	0.021	0.030	0.022
150	0.008	0.010	0.013	0.019	0.027	0.023
160	0.008	0.009	0.011	0.016	0.023	0.019

MSSM m_{H^+} - $\tan\beta$ parameter space obtained from the combined analysis for the MSSM m_h^{\max} scenario [47]: $M_{\text{SUSY}} = 1 \text{ TeV}$, $\mu = +200 \text{ GeV}$, $M_2 = 200 \text{ GeV}$, $m_{\tilde{g}} = 0.8M_{\text{SUSY}}$, $X_t = 2M_{\text{SUSY}}$, and $A_b = A_t$. Here, M_{SUSY} denotes the common soft-SUSY-breaking squark mass of the third generation; $X_t = (A_t - \mu/\tan\beta)$ is the stop mixing parameter; A_t and A_b are the stop and sbottom trilinear couplings, respectively; μ the Higgsino mass parameter; $M_{\tilde{g}}$ the gluino mass; and M_2 is the SU(2)-gaugino mass parameter. The value of M_1 is fixed via the unification relation $M_1 = (5/3)M_2 \sin\theta_W / \cos\theta_W$.

The $t \rightarrow H^+b$ branching fraction is calculated with the FeynHiggs program [48]. The exclusion contours corresponding to the $\pm 1\sigma$ theoretical error on $\mathcal{B}(t \rightarrow H^+b)$ due to missing one-loop EW corrections (5%), missing two-loop QCD corrections (2%) and Δ_b induced uncertainties (the Δ_b term accumulates the SUSY-QCD corrections) [36] are also shown in Fig. 9 (right).

The upper limit on the the branching fraction $\mathcal{B}(t \rightarrow H^+b)$ and the exclusion region in the MSSM m_{H^+} - $\tan\beta$ parameter space obtained from the combined analysis are comparable with the results from the ATLAS experiment [17].

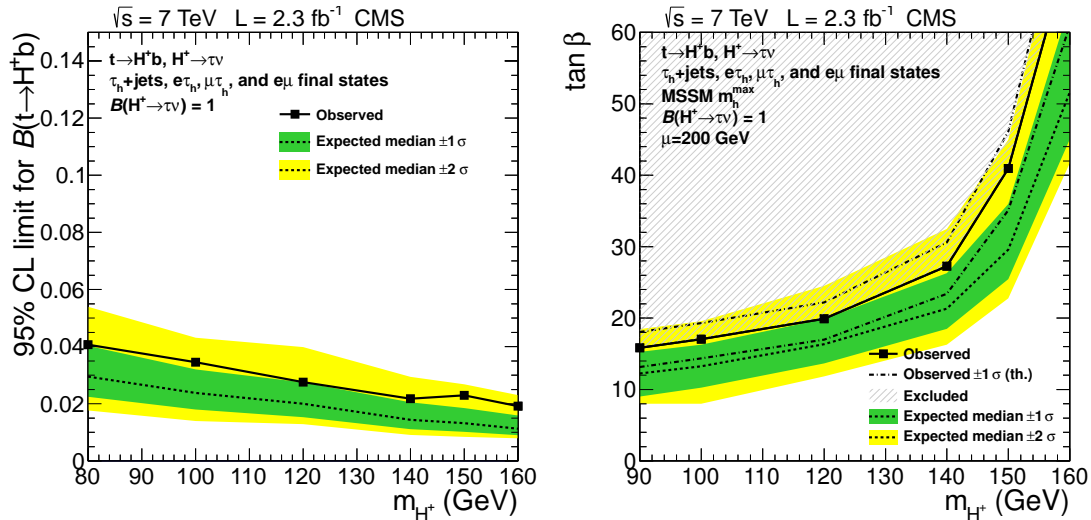


Figure 9: Left: the upper limit on $\mathcal{B}(t \rightarrow H^+ b)$ as a function of m_{H^+} obtained from the combination of the all final states. Right: the exclusion region in the MSSM M_{H^+} - $\tan\beta$ parameter space obtained from the combined analysis for the MSSM m_h^{\max} scenario [47]. The $\pm 1\sigma$ and $\pm 2\sigma$ bands around the expected limit are also shown.

8 Summary

A search has been performed for a light charged Higgs boson produced in top quark decays $t \rightarrow H^+ b$ and which in turn decays into $\tau^+ \nu_\tau$. The data sample used in the analysis corresponds to an integrated luminosity of about 2 fb $^{-1}$. The fully hadronic, $e\tau_h$, $\mu\tau_h$, and $e\mu$ final states have been used in the analysis. The results from these analyses have been combined to extract limits on $t \rightarrow H^+ b$ branching fraction. Upper limits on the branching fraction $\mathcal{B}(t \rightarrow H^+ b)$ in the range of 2–4% are established for charged Higgs boson masses between 80 and 160 GeV, under the assumption that $\mathcal{B}(H^+ \rightarrow \tau^+ \nu_\tau) = 1$.

Acknowledgements

We congratulate our colleagues in the CERN accelerator departments for the excellent performance of the LHC machine. We thank the technical and administrative staff at CERN and other CMS institutes, and acknowledge support from: FMSR (Austria); FNRS and FWO (Belgium); CNPq, CAPES, FAPERJ, and FAPESP (Brazil); MES (Bulgaria); CERN; CAS, MoST, and NSFC (China); COLCIENCIAS (Colombia); MSES (Croatia); RPF (Cyprus); MoER, SF0690030s09 and ERDF (Estonia); Academy of Finland, MEC, and HIP (Finland); CEA and CNRS/IN2P3 (France); BMBF, DFG, and HGF (Germany); GSRT (Greece); OTKA and NKTH (Hungary); DAE and DST (India); IPM (Iran); SFI (Ireland); INFN (Italy); NRF and WCU (Korea); LAS (Lithuania); CINVESTAV, CONACYT, SEP, and UASLP-FAI (Mexico); MSI (New Zealand); PAEC (Pakistan); MSHE and NSC (Poland); FCT (Portugal); JINR (Armenia, Belarus, Georgia, Ukraine, Uzbekistan); MON, RosAtom, RAS and RFBR (Russia); MSTB (Serbia); MICINN and CPAN (Spain); Swiss Funding Agencies (Switzerland); NSC (Taipei); TUBITAK and TAEK (Turkey); STFC (United Kingdom); DOE and NSF (USA).

Individuals have received support from the Marie-Curie programme and the European Research Council (European Union); the Leventis Foundation; the A. P. Sloan Foundation; the Alexander von Humboldt Foundation; the Belgian Federal Science Policy Office; the Fonds

pour la Formation à la Recherche dans l'Industrie et dans l'Agriculture (FRIA-Belgium); the Agentschap voor Innovatie door Wetenschap en Technologie (IWT-Belgium); the Council of Science and Industrial Research, India; and the HOMING PLUS programme of Foundation for Polish Science, co-financed from European Union, Regional Development Fund.

References

- [1] P. Fayet, "Supergauge invariant extension of the Higgs mechanism and a model for the electron and its neutrino", *Nucl. Phys. B* **90** (1975) 104, doi:10.1016/0550-3213(75)90636-7.
- [2] P. Fayet, "Supersymmetry and weak, electromagnetic and strong interactions", *Phys. Lett. B* **64** (1976) 159, doi:10.1016/0370-2693(76)90319-1.
- [3] P. Fayet, "Spontaneously broken supersymmetric theories of weak, electromagnetic and strong interactions", *Phys. Lett. B* **69** (1977) 489, doi:10.1016/0370-2693(77)90852-8.
- [4] S. Dimopoulos and H. Georgi, "Softly broken supersymmetry and SU(5)", *Nucl. Phys. B* **193** (1981) 150, doi:10.1016/0550-3213(81)90522-8.
- [5] N. Sakai, "Naturalness in supersymmetric GUTS", *Z. Phys. C* **11** (1981) 153, doi:10.1007/BF01573998.
- [6] K. Inoue et al., "Low-Energy Parameters and Particle Masses in a Supersymmetric Grand Unified Model", *Prog. Theor. Phys.* **67** (1982) 1889, doi:10.1143/PTP.67.1889. Revised version.
- [7] K. Inoue et al., "Aspects of Grand Unified Models with Softly Broken Supersymmetry", *Prog. Theor. Phys.* **68** (1982) 927, doi:10.1143/PTP.68.927.
- [8] K. Inoue et al., "Renormalization of Supersymmetry Breaking Parameters Revisited", *Prog. Theor. Phys.* **71** (1984) 413, doi:10.1143/PTP.71.413.
- [9] J. F. Gunion et al., "The Higgs Hunters's Guide". Westview Press, 2000.
- [10] A. Djouadi, "The anatomy of electro-weak symmetry breaking. II. The Higgs bosons in the minimal supersymmetric model", *Phys. Rept.* **459** (2008) 1, doi:10.1016/j.physrep.2007.10.005, arXiv:hep-ph/0503173.
- [11] L3 Collaboration, "Search for charged Higgs bosons at LEP", *Phys. Lett. B* **575** (2003) 208-220, doi:10.1016/j.physletb.2003.09.057, arXiv:hep-ex/0309056.
- [12] ALEPH Collaboration, "Search for charged Higgs bosons in e^+e^- collisions at energies up to $\sqrt{s} = 209$ GeV", *Phys. Lett. B* **543** (2002) 1-13, doi:10.1016/S0370-2693(02)02380-8, arXiv:hep-ex/0207054.
- [13] DELPHI Collaboration, "Search for charged Higgs bosons at LEP in general two Higgs doublet models", *Eur. Phys. J. C* **34** (2004) 399-418, doi:10.1140/epjc/s2004-01732-6, arXiv:hep-ex/0404012. 42 pages, 19 figures, Accepted by Eur. Phys. J. C Report-no: CERN-EP/2003-064 Journal-ref: Eur. Phys. J. C34 (2004) 399-418.

- [14] OPAL Collaboration, "Search for Charged Higgs Bosons in e^+e^- Collisions at $\sqrt{s} = 189$ GeV–209 GeV", (2008). arXiv:0812.0267. Submitted to *Eur. Phys. J. C*.
- [15] CDF Collaboration, "Search for charged Higgs bosons from top quark decays in $p\bar{p}$ collisions at $\sqrt{s} = 1.96$ -TeV", *Phys. Rev. Lett.* **96** (2006) 042003, doi:10.1103/PhysRevLett.96.042003, arXiv:hep-ex/0510065.
- [16] D0 Collaboration, "Search for charged Higgs bosons in top quark decays", *Phys. Lett. B* **682** (2009) 278, doi:10.1016/j.physletb.2009.11.016, arXiv:0908.1811.
- [17] ATLAS Collaboration, "Search for charged Higgs bosons decaying via $H^+ \rightarrow \tau\nu$ in top quark pair events using pp collision data at $\sqrt{s} = 7$ TeV with the ATLAS detector", (2012). arXiv:1204.2760. Submitted to *JHEP*.
- [18] CMS Collaboration, "The CMS experiment at the CERN LHC", *JINST* **03** (2008) S08004, doi:10.1088/1748-0221/3/08/S08004.
- [19] CMS Collaboration, "Performance of muon identification in pp collisions at $\sqrt{s} = 7$ TeV", CMS Physics Analysis Summary CMS-PAS-MUO-10-002, (2010).
- [20] CMS Collaboration, "Electron reconstruction and identification at $\sqrt{s} = 7$ TeV", CMS Physics Analysis Summary CMS-PAS-EGM-10-004, (2010).
- [21] CMS Collaboration, "Commissioning of the particle flow reconstruction in minimum-bias and jet events from pp collisions at 7 TeV", CMS Physics Analysis Summary CMS-PAS-PFT-10-002, (2010).
- [22] M. Cacciari, G. P. Salam, and G. Soyez, "The anti- k_T jet clustering algorithm", *JHEP* **04** (2008) 063, doi:10.1088/1126-6708/2008/04/063, arXiv:0802.1189.
- [23] CMS Collaboration, "Performance of the b-jet identification in CMS", CMS Physics Analysis Summary CMS-PAS-BTV-11-001, (2011).
- [24] CMS Collaboration, "Performance of τ -lepton reconstruction and identification in CMS", *JINST* **07** (2012) P01001, doi:10.1088/1748-0221/7/01/P01001.
- [25] F. Maltoni and T. Stelzer, "MadEvent: Automatic event generation with MadGraph", *JHEP* **02** (2003) 027, doi:10.1088/1126-6708/2003/02/027, arXiv:hep-ph/0208156.
- [26] J. Alwall et al., "MadGraph 5: going beyond", *JHEP* **1106** (2011) 128, doi:10.1007/JHEP06(2011)128, arXiv:1106.0522.
- [27] T. Sjöstrand, S. Mrenna, and P. Z. Skands, "PYTHIA 6.4 physics and manual", *JHEP* **05** (2006) 026, doi:10.1088/1126-6708/2006/05/026, arXiv:hep-ph/0603175.
- [28] S. Frixione, P. Nason, and C. Oleari, "Matching NLO QCD computations with parton shower simulations: the POWHEG method", *JHEP* **0711** (2007) 070, doi:10.1088/1126-6708/2007/11/070, arXiv:0709.2092.
- [29] Z. Was, "TAUOLA the library for tau lepton decay, and KKMC / KORALB / KORALZ status report", *Nucl. Phys. Proc. Suppl.* **98** (2001) 96, doi:10.1016/S0920-5632(01)01200-2, arXiv:hep-ph/0011305.
- [30] GEANT4 Collaboration, "GEANT4—a simulation toolkit", *Nucl. Instrum. Meth. A* **506** (2003) 250, doi:10.1016/S0168-9002(03)01368-8.

- [31] J. Allison et al., “Geant4 developments and applications”, *IEEE Trans. Nucl. Sci.* **53** (2006) 270, doi:10.1109/TNS.2006.869826.
- [32] R. Field, “Early LHC Underlying Event Data – Findings and Surprises”, (2010). arXiv:1010.3558.
- [33] U. Langenfeld, S. Moch, and P. Uwer, “New results for $t\bar{t}$ production at hadron colliders”, (2009). arXiv:0907.2527.
- [34] N. Kidonakis, “Next-to-next-to-leading soft-gluon corrections for the top quark cross section and transverse momentum distribution”, *Phys. Rev. D* **82** (2010) 114030, doi:10.1103/PhysRevD.82.114030, arXiv:1009.4935.
- [35] M. Cacciari et al., “Updated predictions for the total production cross sections of top and of heavier quark pairs at the Tevatron and at the LHC”, *JHEP* **0809** (2008) 127, doi:10.1088/1126-6708/2008/09/127, arXiv:0804.2800.
- [36] LHC Higgs Cross Section Working Group Collaboration, “Handbook of LHC Higgs Cross Sections: 2. Differential Distributions”, CERN Report CERN-2012-002, (2012).
- [37] CMS Collaboration, “Measurement of the $t\bar{t}$ production cross section in pp collisions at 7 TeV in lepton + jets events using b -quark jet identification”, *Phys. Rev. D* **84** (2011) 092004, doi:10.1103/PhysRevD.84.092004.
- [38] ATLAS Collaboration, “Measurement of the cross section for top-quark pair production in pp collisions at $\sqrt{s} = 7$ TeV with the ATLAS detector using final states with two high-pt leptons”, (2012). arXiv:1202.4892. Submitted to *JHEP*.
- [39] D. P. Roy, “The Hadronic tau decay signature of a heavy charged Higgs boson at LHC”, *Phys. Lett. B* **459** (1999) 607, doi:10.1016/S0370-2693(99)00724-8, arXiv:hep-ph/9905542.
- [40] CMS Collaboration, “Measurement of the top quark pair production cross section in pp collisions at $\sqrt{s} = 7$ TeV in dilepton final states containing a τ ”, (2012). arXiv:1203.6810. Submitted to *PRD*.
- [41] CMS Collaboration, “Measurement of the $t\bar{t}$ production cross section and the top quark mass in the dilepton channel in pp collisions at $\sqrt{s} = 7$ TeV”, *JHEP* **1107** (2011) 049, doi:10.1007/JHEP07(2011)049, arXiv:1105.5661.
- [42] CMS Collaboration, “Determination of the jet energy scale in CMS with pp collisions at $\sqrt{s} = 7$ TeV”, CMS Physics Analysis Summary CMS-PAS-JME-10-010, (2010).
- [43] CMS Collaboration, “Absolute calibration of the luminosity measurement at CMS: Winter 2012 update”, CMS Physics Analysis Summary PAS-SMP-12-008, (2012).
- [44] L. Read, “Presentation of search results: the CL_s technique”, *J. Phys. G: Nucl. Part. Phys.* **28** (2002) 2693, doi:doi:10.1088/0954-3899/28/10/313.
- [45] T. Junk, “Confidence level computation for combining searches with small statistics”, *Nucl. Instrum. Meth. A* **434** (1999) 435, doi:10.1016/S0168-9002(99)00498-2, arXiv:hep-ex/9902006.
- [46] ATLAS and CMS Collaborations, LHC Higgs Combination Group, “Procedure for the LHC Higgs boson search combination in Summer 2011”, ATL-PHYS-PUB/CMS NOTE 2011-11, 2011/005, (2011).

-
- [47] M. S. Carena et al., "Suggestions for improved benchmark scenarios for Higgs- boson searches at LEP2", (1999). arXiv:hep-ph/9912223.
- [48] T. Hahn et al., "FeynHiggs: A program for the calculation of MSSM Higgs- boson observables - Version 2.6.5", *Comput. Phys. Commun.* **180** (2009) 1426, doi:10.1016/j.cpc.2009.02.014.

A The CMS Collaboration

Yerevan Physics Institute, Yerevan, Armenia

S. Chatrchyan, V. Khachatryan, A.M. Sirunyan, A. Tumasyan

Institut für Hochenergiephysik der OeAW, Wien, Austria

W. Adam, E. Aguilo, T. Bergauer, M. Dragicevic, J. Erö, C. Fabjan¹, M. Friedl, R. Frühwirth¹, V.M. Ghete, J. Hammer, N. Hörmann, J. Hrubec, M. Jeitler¹, W. Kiesenhofer, V. Knünz, M. Krammer¹, D. Liko, I. Mikulec, M. Pernicka[†], B. Rahbaran, C. Rohringer, H. Rohringer, R. Schöfbeck, J. Strauss, A. Taurok, W. Waltenberger, G. Walzel, E. Widl, C.-E. Wulz¹

National Centre for Particle and High Energy Physics, Minsk, Belarus

V. Mossolov, N. Shumeiko, J. Suarez Gonzalez

Universiteit Antwerpen, Antwerpen, Belgium

S. Bansal, T. Cornelis, E.A. De Wolf, X. Janssen, S. Luyckx, L. Mucibello, S. Ochesanu, B. Roland, R. Rougny, M. Selvaggi, Z. Staykova, H. Van Haevermaet, P. Van Mechelen, N. Van Remortel, A. Van Spilbeeck

Vrije Universiteit Brussel, Brussel, Belgium

F. Blekman, S. Blyweert, J. D'Hondt, R. Gonzalez Suarez, A. Kalogeropoulos, M. Maes, A. Olbrechts, W. Van Doninck, P. Van Mulders, G.P. Van Onsem, I. Villella

Université Libre de Bruxelles, Bruxelles, Belgium

B. Clerbaux, G. De Lentdecker, V. Dero, A.P.R. Gay, T. Hreus, A. Léonard, P.E. Marage, T. Reis, L. Thomas, C. Vander Velde, P. Vanlaer, J. Wang

Ghent University, Ghent, Belgium

V. Adler, K. Bernaert, A. Cimmino, S. Costantini, G. Garcia, M. Grunewald, B. Klein, J. Lellouch, A. Marinov, J. McCartin, A.A. Ocampo Rios, D. Ryckbosch, N. Strobbe, F. Thyssen, M. Tytgat, P. Verwilligen, S. Walsh, E. Yazgan, N. Zaganidis

Université Catholique de Louvain, Louvain-la-Neuve, Belgium

S. Basegmez, G. Bruno, R. Castello, L. Ceard, C. Delaere, T. du Pree, D. Favart, L. Forthomme, A. Giammanco², J. Hollar, V. Lemaître, J. Liao, O. Militaru, C. Nuttens, D. Pagano, A. Pin, K. Piotrkowski, N. Schul, J.M. Vizán Garcia

Université de Mons, Mons, Belgium

N. Belyi, T. Caebergs, E. Daubie, G.H. Hammad

Centro Brasileiro de Pesquisas Físicas, Rio de Janeiro, Brazil

G.A. Alves, M. Correa Martins Junior, D. De Jesus Damiao, T. Martins, M.E. Pol, M.H.G. Souza

Universidade do Estado do Rio de Janeiro, Rio de Janeiro, Brazil

W.L. Aldá Júnior, W. Carvalho, A. Custódio, E.M. Da Costa, C. De Oliveira Martins, S. Fonseca De Souza, D. Matos Figueiredo, L. Mundim, H. Nogima, V. Oguri, W.L. Prado Da Silva, A. Santoro, L. Soares Jorge, A. Sznajder

Instituto de Física Teórica, Universidade Estadual Paulista, Sao Paulo, Brazil

C.A. Bernardes³, F.A. Dias⁴, T.R. Fernandez Perez Tomei, E. M. Gregores³, C. Lagana, F. Marinho, P.G. Mercadante³, S.F. Novaes, Sandra S. Padula

Institute for Nuclear Research and Nuclear Energy, Sofia, Bulgaria

V. Genchev⁵, P. Iaydjiev⁵, S. Piperov, M. Rodozov, S. Stoykova, G. Sultanov, V. Tcholakov, R. Trayanov, M. Vutova

University of Sofia, Sofia, Bulgaria

A. Dimitrov, R. Hadjiiska, V. Kozhuharov, L. Litov, B. Pavlov, P. Petkov

Institute of High Energy Physics, Beijing, China

J.G. Bian, G.M. Chen, H.S. Chen, C.H. Jiang, D. Liang, S. Liang, X. Meng, J. Tao, J. Wang, X. Wang, Z. Wang, H. Xiao, M. Xu, J. Zang, Z. Zhang

State Key Lab. of Nucl. Phys. and Tech., Peking University, Beijing, China

C. Asawatangkuldee, Y. Ban, S. Guo, Y. Guo, W. Li, S. Liu, Y. Mao, S.J. Qian, H. Teng, D. Wang, L. Zhang, B. Zhu, W. Zou

Universidad de Los Andes, Bogota, Colombia

C. Avila, J.P. Gomez, B. Gomez Moreno, A.F. Osorio Oliveros, J.C. Sanabria

Technical University of Split, Split, Croatia

N. Godinovic, D. Lelas, R. Plestina⁶, D. Polic, I. Puljak⁵

University of Split, Split, Croatia

Z. Antunovic, M. Kovac

Institute Rudjer Boskovic, Zagreb, Croatia

V. Brigljevic, S. Duric, K. Kadija, J. Luetic, S. Morovic

University of Cyprus, Nicosia, Cyprus

A. Attikis, M. Galanti, G. Mavromanolakis, J. Mousa, C. Nicolaou, F. Ptochos, P.A. Razis

Charles University, Prague, Czech Republic

M. Finger, M. Finger Jr.

Academy of Scientific Research and Technology of the Arab Republic of Egypt, Egyptian Network of High Energy Physics, Cairo, Egypt

Y. Assran⁷, S. Elgammal⁸, A. Ellithi Kamel⁹, S. Khalil⁸, M.A. Mahmoud¹⁰, A. Radi^{11,12}

National Institute of Chemical Physics and Biophysics, Tallinn, Estonia

M. Kadastik, M. Müntel, M. Raidal, L. Rebane, A. Tiko

Department of Physics, University of Helsinki, Helsinki, Finland

P. Eerola, G. Fedi, M. Voutilainen

Helsinki Institute of Physics, Helsinki, Finland

J. Härkönen, A. Heikkinen, V. Karimäki, R. Kinnunen, M.J. Kortelainen, T. Lampén, K. Lassila-Perini, S. Lehti, T. Lindén, P. Luukka, T. Mäenpää, T. Peltola, E. Tuominen, J. Tuominiemi, E. Tuovinen, D. Ungaro, L. Wendland

Lappeenranta University of Technology, Lappeenranta, Finland

K. Banzuzi, A. Karjalainen, A. Korpela, T. Tuuva

DSM/IRFU, CEA/Saclay, Gif-sur-Yvette, France

M. Besancon, S. Choudhury, M. Dejardin, D. Denegri, B. Fabbro, J.L. Faure, F. Ferri, S. Ganjour, A. Givernaud, P. Gras, G. Hamel de Monchenault, P. Jarry, E. Locci, J. Malcles, L. Millischer, A. Nayak, J. Rander, A. Rosowsky, I. Shreyber, M. Titov

Laboratoire Leprince-Ringuet, Ecole Polytechnique, IN2P3-CNRS, Palaiseau, France

S. Baffioni, F. Beaudette, L. Benhabib, L. Bianchini, M. Bluj¹³, C. Broutin, P. Busson, C. Charlot, N. Daci, T. Dahms, L. Dobrzynski, R. Granier de Cassagnac, M. Haguenaer, P. Miné, C. Mironov, M. Nguyen, C. Ochando, P. Paganini, D. Sabes, R. Salerno, Y. Sirois, C. Veelken, A. Zabi

Institut Pluridisciplinaire Hubert Curien, Université de Strasbourg, Université de Haute Alsace Mulhouse, CNRS/IN2P3, Strasbourg, France

J.-L. Agram¹⁴, J. Andrea, D. Bloch, D. Bodin, J.-M. Brom, M. Cardaci, E.C. Chabert, C. Collard, E. Conte¹⁴, F. Drouhin¹⁴, C. Ferro, J.-C. Fontaine¹⁴, D. Gelé, U. Goerlach, P. Juillot, A.-C. Le Bihan, P. Van Hove

Centre de Calcul de l'Institut National de Physique Nucleaire et de Physique des Particules (IN2P3), Villeurbanne, France

F. Fassi, D. Mercier

Université de Lyon, Université Claude Bernard Lyon 1, CNRS-IN2P3, Institut de Physique Nucléaire de Lyon, Villeurbanne, France

S. Beauceron, N. Beaupere, O. Bondu, G. Boudoul, J. Chasserat, R. Chierici⁵, D. Contardo, P. Depasse, H. El Mamouni, J. Fay, S. Gascon, M. Gouzevitch, B. Ille, T. Kurca, M. Lethuillier, L. Mirabito, S. Perries, V. Sordini, Y. Tschudi, P. Verdier, S. Viret

Institute of High Energy Physics and Informatization, Tbilisi State University, Tbilisi, Georgia

Z. Tsamalaidze¹⁵

RWTH Aachen University, I. Physikalisches Institut, Aachen, Germany

G. Anagnostou, S. Beranek, M. Edelhoff, L. Feld, N. Heracleous, O. Hindrichs, R. Jussen, K. Klein, J. Merz, A. Ostapchuk, A. Perieanu, F. Raupach, J. Sammet, S. Schael, D. Sprenger, H. Weber, B. Wittmer, V. Zhukov¹⁶

RWTH Aachen University, III. Physikalisches Institut A, Aachen, Germany

M. Ata, J. Caudron, E. Dietz-Laursonn, D. Duchardt, M. Erdmann, R. Fischer, A. Güth, T. Hebbeker, C. Heidemann, K. Hoepfner, D. Klingebiel, P. Kreuzer, J. Lingemann, C. Magass, M. Merschmeyer, A. Meyer, M. Olschewski, P. Papacz, H. Pieta, H. Reithler, S.A. Schmitz, L. Sonnenschein, J. Steggemann, D. Teyssier, M. Weber

RWTH Aachen University, III. Physikalisches Institut B, Aachen, Germany

M. Bontenackels, V. Cherepanov, G. Flügge, H. Geenen, M. Geisler, W. Haj Ahmad, F. Hoehle, B. Kargoll, T. Kress, Y. Kuessel, A. Nowack, L. Perchalla, O. Pooth, J. Rennefeld, P. Sauerland, A. Stahl

Deutsches Elektronen-Synchrotron, Hamburg, Germany

M. Aldaya Martin, J. Behr, W. Behrenhoff, U. Behrens, M. Bergholz¹⁷, A. Bethani, K. Borras, A. Burgmeier, A. Cakir, L. Calligaris, A. Campbell, E. Castro, F. Costanza, D. Dammann, C. Diez Pardos, G. Eckerlin, D. Eckstein, G. Flucke, A. Geiser, I. Glushkov, P. Gunnellini, S. Habib, J. Hauk, G. Hellwig, H. Jung, M. Kasemann, P. Katsas, C. Kleinwort, H. Kluge, A. Knutsson, M. Krämer, D. Krücker, E. Kuznetsova, W. Lange, W. Lohmann¹⁷, B. Lutz, R. Mankel, I. Marfin, M. Marienfeld, I.-A. Melzer-Pellmann, A.B. Meyer, J. Mnich, A. Mussgiller, S. Naumann-Emme, J. Olzem, H. Perrey, A. Petrukhin, D. Pitzl, A. Raspereza, P.M. Ribeiro Cipriano, C. Riedl, E. Ron, M. Rosin, J. Salfeld-Nebgen, R. Schmidt¹⁷, T. Schoerner-Sadenius, N. Sen, A. Spiridonov, M. Stein, R. Walsh, C. Wissing

University of Hamburg, Hamburg, Germany

C. Autermann, V. Blobel, J. Draeger, H. Enderle, J. Erfle, U. Gebbert, M. Görner, T. Hermanns, R.S. Höing, K. Kaschube, G. Kaussen, H. Kirschenmann, R. Klanner, J. Lange, B. Mura, F. Nowak, T. Peiffer, N. Pietsch, D. Rathjens, C. Sander, H. Schettler, P. Schleper, E. Schlieckau, A. Schmidt, M. Schröder, T. Schum, M. Seidel, V. Sola, H. Stadie, G. Steinbrück, J. Thomsen, L. Vanelderen

Institut für Experimentelle Kernphysik, Karlsruhe, Germany

C. Barth, J. Berger, C. Böser, T. Chwalek, W. De Boer, A. Descroix, A. Dierlamm, M. Feindt, M. Guthoff⁵, C. Hackstein, F. Hartmann, T. Hauth⁵, M. Heinrich, H. Held, K.H. Hoffmann, S. Honc, I. Katkov¹⁶, J.R. Komaragiri, P. Lobelle Pardo, D. Martschei, S. Mueller, Th. Müller, M. Niegel, A. Nürnberg, O. Oberst, A. Oehler, J. Ott, G. Quast, K. Rabbertz, F. Ratnikov, N. Ratnikova, S. Röcker, A. Scheurer, F-P. Schilling, G. Schott, H.J. Simonis, F.M. Stober, D. Troendle, R. Ulrich, J. Wagner-Kuhr, S. Wayand, T. Weiler, M. Zeise

Institute of Nuclear Physics "Demokritos", Aghia Paraskevi, Greece

G. Daskalakis, T. Gerasis, S. Kesisoglou, A. Kyriakis, D. Loukas, I. Manolakos, A. Markou, C. Markou, C. Mavrommatis, E. Ntomari

University of Athens, Athens, Greece

L. Gouskos, T.J. Mertzimekis, A. Panagiotou, N. Saoulidou

University of Ioánnina, Ioánnina, Greece

I. Evangelou, C. Foudas⁵, P. Kokkas, N. Manthos, I. Papadopoulos, V. Patras

KFKI Research Institute for Particle and Nuclear Physics, Budapest, Hungary

G. Bencze, C. Hajdu⁵, P. Hidas, D. Horvath¹⁸, F. Sikler, V. Veszpremi, G. Vesztergombi¹⁹

Institute of Nuclear Research ATOMKI, Debrecen, Hungary

N. Beni, S. Czellar, J. Molnar, J. Palinkas, Z. Szillasi

University of Debrecen, Debrecen, Hungary

J. Karancsi, P. Raics, Z.L. Trocsanyi, B. Ujvari

Panjab University, Chandigarh, India

S.B. Beri, V. Bhatnagar, N. Dhingra, R. Gupta, M. Jindal, M. Kaur, M.Z. Mehta, N. Nishu, L.K. Saini, A. Sharma, J. Singh

University of Delhi, Delhi, India

S. Ahuja, A. Bhardwaj, B.C. Choudhary, A. Kumar, A. Kumar, S. Malhotra, M. Naimuddin, K. Ranjan, V. Sharma, R.K. Shivpuri

Saha Institute of Nuclear Physics, Kolkata, India

S. Banerjee, S. Bhattacharya, S. Dutta, B. Gomber, Sa. Jain, Sh. Jain, R. Khurana, S. Sarkar, M. Sharan

Bhabha Atomic Research Centre, Mumbai, India

A. Abdulsalam, R.K. Choudhury, D. Dutta, S. Kailas, V. Kumar, P. Mehta, A.K. Mohanty⁵, L.M. Pant, P. Shukla

Tata Institute of Fundamental Research - EHEP, Mumbai, India

T. Aziz, S. Ganguly, M. Guchait²⁰, M. Maity²¹, G. Majumder, K. Mazumdar, G.B. Mohanty, B. Parida, K. Sudhakar, N. Wickramage

Tata Institute of Fundamental Research - HECR, Mumbai, India

S. Banerjee, S. Dugad

Institute for Research in Fundamental Sciences (IPM), Tehran, Iran

H. Arfaei, H. Bakhshiansohi²², S.M. Etesami²³, A. Fahim²², M. Hashemi, H. Hesari, A. Jafari²², M. Khakzad, M. Mohammadi Najafabadi, S. Paktinat Mehdiabadi, B. Safarzadeh²⁴, M. Zeinali²³

INFN Sezione di Bari ^a, Università di Bari ^b, Politecnico di Bari ^c, Bari, Italy

M. Abbrescia^{a,b}, L. Barbone^{a,b}, C. Calabria^{a,b,5}, S.S. Chhibra^{a,b}, A. Colaleo^a, D. Creanza^{a,c},

N. De Filippis^{a,c,5}, M. De Palma^{a,b}, L. Fiore^a, G. Iaselli^{a,c}, L. Lusito^{a,b}, G. Maggi^{a,c}, M. Maggi^a, B. Marangelli^{a,b}, S. My^{a,c}, S. Nuzzo^{a,b}, N. Pacifico^{a,b}, A. Pompili^{a,b}, G. Pugliese^{a,c}, G. Selvaggi^{a,b}, L. Silvestris^a, G. Singh^{a,b}, R. Venditti, G. Zito^a

INFN Sezione di Bologna ^a, Università di Bologna ^b, Bologna, Italy

G. Abbiendi^a, A.C. Benvenuti^a, D. Bonacorsi^{a,b}, S. Braibant-Giacomelli^{a,b}, L. Brigliadori^{a,b}, P. Capiluppi^{a,b}, A. Castro^{a,b}, F.R. Cavallo^a, M. Cuffiani^{a,b}, G.M. Dallavalle^a, F. Fabbri^a, A. Fanfani^{a,b}, D. Fasanella^{a,b,5}, P. Giacomelli^a, C. Grandi^a, L. Guiducci^{a,b}, S. Marcellini^a, G. Masetti^a, M. Meneghelli^{a,b,5}, A. Montanari^a, F.L. Navarria^{a,b}, F. Odorici^a, A. Perrotta^a, F. Primavera^{a,b}, A.M. Rossi^{a,b}, T. Rovelli^{a,b}, G. Siroli^{a,b}, R. Travaglini^{a,b}

INFN Sezione di Catania ^a, Università di Catania ^b, Catania, Italy

S. Albergo^{a,b}, G. Cappello^{a,b}, M. Chiorboli^{a,b}, S. Costa^{a,b}, R. Potenza^{a,b}, A. Tricomi^{a,b}, C. Tuve^{a,b}

INFN Sezione di Firenze ^a, Università di Firenze ^b, Firenze, Italy

G. Barbagli^a, V. Ciulli^{a,b}, C. Civinini^a, R. D'Alessandro^{a,b}, E. Focardi^{a,b}, S. Frosali^{a,b}, E. Gallo^a, S. Gonzi^{a,b}, M. Meschini^a, S. Paoletti^a, G. Sguazzoni^a, A. Tropiano^{a,5}

INFN Laboratori Nazionali di Frascati, Frascati, Italy

L. Benussi, S. Bianco, S. Colafranceschi²⁵, F. Fabbri, D. Piccolo

INFN Sezione di Genova, Genova, Italy

P. Fabbricatore, R. Musenich, S. Tosi

INFN Sezione di Milano-Bicocca ^a, Università di Milano-Bicocca ^b, Milano, Italy

A. Benaglia^{a,b,5}, F. De Guio^{a,b}, L. Di Matteo^{a,b,5}, S. Fiorendi^{a,b}, S. Gennai^{a,5}, A. Ghezzi^{a,b}, S. Malvezzi^a, R.A. Manzoni^{a,b}, A. Martelli^{a,b}, A. Massironi^{a,b,5}, D. Menasce^a, L. Moroni^a, M. Paganoni^{a,b}, D. Pedrini^a, S. Ragazzi^{a,b}, N. Redaelli^a, S. Sala^a, T. Tabarelli de Fatis^{a,b}

INFN Sezione di Napoli ^a, Università di Napoli "Federico II" ^b, Napoli, Italy

S. Buontempo^a, C.A. Carrillo Montoya^{a,5}, N. Cavallo^{a,26}, A. De Cosa^{a,b,5}, O. Dogangun^{a,b}, F. Fabozzi^{a,26}, A.O.M. Iorio^a, L. Lista^a, S. Meola^{a,27}, M. Merola^{a,b}, P. Paolucci^{a,5}

INFN Sezione di Padova ^a, Università di Padova ^b, Università di Trento (Trento) ^c, Padova, Italy

P. Azzi^a, N. Bacchetta^{a,5}, P. Bellan^{a,b}, D. Bisello^{a,b}, A. Branca^{a,5}, R. Carlin^{a,b}, P. Checchia^a, T. Dorigo^a, U. Dosselli^a, F. Gasparini^{a,b}, U. Gasparini^{a,b}, A. Gozzelino^a, K. Kanishchev^{a,c}, S. Lacaprara^a, I. Lazzizzera^{a,c}, M. Margoni^{a,b}, A.T. Meneguzzo^{a,b}, M. Nespolo^{a,5}, J. Pazzini, P. Ronchese^{a,b}, F. Simonetto^{a,b}, E. Torassa^a, S. Vanini^{a,b}, P. Zotto^{a,b}, G. Zumerle^{a,b}

INFN Sezione di Pavia ^a, Università di Pavia ^b, Pavia, Italy

M. Gabusi^{a,b}, S.P. Ratti^{a,b}, C. Riccardi^{a,b}, P. Torre^{a,b}, P. Vitulo^{a,b}

INFN Sezione di Perugia ^a, Università di Perugia ^b, Perugia, Italy

M. Biasini^{a,b}, G.M. Bilei^a, L. Fanò^{a,b}, P. Lariccia^{a,b}, A. Lucaroni^{a,b,5}, G. Mantovani^{a,b}, M. Menichelli^a, A. Nappi^{a,b}, F. Romeo^{a,b}, A. Saha^a, A. Santocchia^{a,b}, A. Spiezia^{a,b}, S. Taroni^{a,b,5}

INFN Sezione di Pisa ^a, Università di Pisa ^b, Scuola Normale Superiore di Pisa ^c, Pisa, Italy

P. Azzurri^{a,c}, G. Bagliesi^a, T. Boccali^a, G. Broccolo^{a,c}, R. Castaldi^a, R.T. D'Agnolo^{a,c}, R. Dell'Orso^a, F. Fiori^{a,b,5}, L. Foà^{a,c}, A. Giassi^a, A. Kraan^a, F. Ligabue^{a,c}, T. Lomtadze^a, L. Martini^{a,28}, A. Messineo^{a,b}, F. Palla^a, A. Rizzi^{a,b}, A.T. Serban^{a,29}, P. Spagnolo^a, P. Squillacioti^{a,5}, R. Tenchini^a, G. Tonelli^{a,b,5}, A. Venturi^{a,5}, P.G. Verdini^a

INFN Sezione di Roma ^a, Università di Roma "La Sapienza" ^b, Roma, Italy

L. Barone^{a,b}, F. Cavallari^a, D. Del Re^{a,b,5}, M. Diemoz^a, M. Grassi^{a,b,5}, E. Longo^{a,b}

P. Meridiani^{a,5}, F. Micheli^{a,b}, S. Nourbakhsh^{a,b}, G. Organtini^{a,b}, R. Paramatti^a, S. Rahatlou^{a,b}, M. Sigamani^a, L. Soffi^{a,b}

INFN Sezione di Torino^a, Università di Torino^b, Università del Piemonte Orientale (Novara)^c, Torino, Italy

N. Amapane^{a,b}, R. Arcidiacono^{a,c}, S. Argiro^{a,b}, M. Arneodo^{a,c}, C. Biino^a, N. Cartiglia^a, M. Costa^{a,b}, N. Demaria^a, C. Mariotti^{a,5}, S. Maselli^a, E. Migliore^{a,b}, V. Monaco^{a,b}, M. Musich^{a,5}, M.M. Obertino^{a,c}, N. Pastrone^a, M. Pelliccioni^a, A. Potenza^{a,b}, A. Romero^{a,b}, M. Ruspa^{a,c}, R. Sacchi^{a,b}, A. Solano^{a,b}, A. Staiano^a, A. Vilela Pereira^a

INFN Sezione di Trieste^a, Università di Trieste^b, Trieste, Italy

S. Belforte^a, V. Candelise^{a,b}, F. Cossutti^a, G. Della Ricca^{a,b}, B. Gobbo^a, M. Marone^{a,b,5}, D. Montanino^{a,b,5}, A. Penzo^a, A. Schizzi^{a,b}

Kangwon National University, Chunchon, Korea

S.G. Heo, T.Y. Kim, S.K. Nam

Kyungpook National University, Daegu, Korea

S. Chang, D.H. Kim, G.N. Kim, D.J. Kong, H. Park, S.R. Ro, D.C. Son, T. Son

Chonnam National University, Institute for Universe and Elementary Particles, Kwangju, Korea

J.Y. Kim, Zero J. Kim, S. Song

Korea University, Seoul, Korea

S. Choi, D. Gyun, B. Hong, M. Jo, H. Kim, T.J. Kim, K.S. Lee, D.H. Moon, S.K. Park

University of Seoul, Seoul, Korea

M. Choi, J.H. Kim, C. Park, I.C. Park, S. Park, G. Ryu

Sungkyunkwan University, Suwon, Korea

Y. Cho, Y. Choi, Y.K. Choi, J. Goh, M.S. Kim, E. Kwon, B. Lee, J. Lee, S. Lee, H. Seo, I. Yu

Vilnius University, Vilnius, Lithuania

M.J. Bilinskas, I. Grigelionis, M. Janulis, A. Juodagalvis

Centro de Investigacion y de Estudios Avanzados del IPN, Mexico City, Mexico

H. Castilla-Valdez, E. De La Cruz-Burelo, I. Heredia-de La Cruz, R. Lopez-Fernandez, R. Magaña Villalba, J. Martínez-Ortega, A. Sánchez-Hernández, L.M. Villasenor-Cendejas

Universidad Iberoamericana, Mexico City, Mexico

S. Carrillo Moreno, F. Vazquez Valencia

Benemerita Universidad Autonoma de Puebla, Puebla, Mexico

H.A. Salazar Ibarguen

Universidad Autónoma de San Luis Potosí, San Luis Potosí, Mexico

E. Casimiro Linares, A. Morelos Pineda, M.A. Reyes-Santos

University of Auckland, Auckland, New Zealand

D. Krofcheck

University of Canterbury, Christchurch, New Zealand

A.J. Bell, P.H. Butler, R. Doesburg, S. Reucroft, H. Silverwood

National Centre for Physics, Quaid-I-Azam University, Islamabad, Pakistan

M. Ahmad, M.I. Asghar, H.R. Hoorani, S. Khalid, W.A. Khan, T. Khurshid, S. Qazi, M.A. Shah, M. Shoaib

Institute of Experimental Physics, Faculty of Physics, University of Warsaw, Warsaw, Poland

G. Brona, K. Bunkowski, M. Cwiok, W. Dominik, K. Doroba, A. Kalinowski, M. Konecki, J. Krolikowski

Soltan Institute for Nuclear Studies, Warsaw, Poland

H. Bialkowska, B. Boimska, T. Frueboes, R. Gokieli, M. Górski, M. Kazana, K. Nawrocki, K. Romanowska-Rybinska, M. Szleper, G. Wrochna, P. Zalewski

Laboratório de Instrumentação e Física Experimental de Partículas, Lisboa, Portugal

N. Almeida, P. Bargassa, A. David, P. Faccioli, P.G. Ferreira Parracho, M. Gallinaro, J. Seixas, J. Varela, P. Vischia

Joint Institute for Nuclear Research, Dubna, Russia

I. Belotelov, P. Bunin, M. Gavrilenko, I. Golutvin, I. Gorbunov, A. Kamenev, V. Karjavin, G. Kozlov, A. Lanev, A. Malakhov, P. Moisenz, V. Palichik, V. Perelygin, S. Shmatov, V. Smirnov, A. Volodko, A. Zarubin

Petersburg Nuclear Physics Institute, Gatchina (St Petersburg), Russia

S. Evstyukhin, V. Golovtsov, Y. Ivanov, V. Kim, P. Levchenko, V. Murzin, V. Oreshkin, I. Smirnov, V. Sulimov, L. Uvarov, S. Vavilov, A. Vorobyev, An. Vorobyev

Institute for Nuclear Research, Moscow, Russia

Yu. Andreev, A. Dermenev, S. Gninenko, N. Golubev, M. Kirsanov, N. Krasnikov, V. Matveev, A. Pashenkov, D. Tlisov, A. Toropin

Institute for Theoretical and Experimental Physics, Moscow, Russia

V. Epshteyn, M. Erofeeva, V. Gavrilov, M. Kossov⁵, N. Lychkovskaya, V. Popov, G. Safronov, S. Semenov, V. Stolin, E. Vlasov, A. Zhokin

Moscow State University, Moscow, Russia

A. Belyaev, E. Boos, M. Dubinin⁴, L. Dudko, A. Ershov, A. Gribushin, V. Klyukhin, O. Kodolova, I. Lokhtin, A. Markina, S. Obraztsov, M. Perfilov, S. Petrushanko, A. Popov, L. Sarycheva[†], V. Savrin, A. Snigirev

P.N. Lebedev Physical Institute, Moscow, Russia

V. Andreev, M. Azarkin, I. Dremin, M. Kirakosyan, A. Leonidov, G. Mesyats, S.V. Rusakov, A. Vinogradov

State Research Center of Russian Federation, Institute for High Energy Physics, Protvino, Russia

I. Azhgirey, I. Bayshev, S. Bitioukov, V. Grishin⁵, V. Kachanov, D. Konstantinov, A. Korablev, V. Krychkin, V. Petrov, R. Ryutin, A. Sobol, L. Tourtchanovitch, S. Troshin, N. Tyurin, A. Uzunian, A. Volkov

University of Belgrade, Faculty of Physics and Vinca Institute of Nuclear Sciences, Belgrade, Serbia

P. Adzic³⁰, M. Djordjevic, M. Ekmedzic, D. Krpic³⁰, J. Milosevic

Centro de Investigaciones Energéticas Medioambientales y Tecnológicas (CIEMAT), Madrid, Spain

M. Aguilar-Benitez, J. Alcaraz Maestre, P. Arce, C. Battilana, E. Calvo, M. Cerrada, M. Chamizo

Llatas, N. Colino, B. De La Cruz, A. Delgado Peris, D. Domínguez Vázquez, C. Fernandez Bedoya, J.P. Fernández Ramos, A. Ferrando, J. Flix, M.C. Fouz, P. Garcia-Abia, O. Gonzalez Lopez, S. Goy Lopez, J.M. Hernandez, M.I. Josa, G. Merino, J. Puerta Pelayo, A. Quintario Olmeda, I. Redondo, L. Romero, J. Santaolalla, M.S. Soares, C. Willmott

Universidad Autónoma de Madrid, Madrid, Spain

C. Albajar, G. Codispoti, J.F. de Trocóniz

Universidad de Oviedo, Oviedo, Spain

H. Brun, J. Cuevas, J. Fernandez Menendez, S. Folgueras, I. Gonzalez Caballero, L. Lloret Iglesias, J. Piedra Gomez³¹

Instituto de Física de Cantabria (IFCA), CSIC-Universidad de Cantabria, Santander, Spain

J.A. Brochero Cifuentes, I.J. Cabrillo, A. Calderon, S.H. Chuang, J. Duarte Campderros, M. Felcini³², M. Fernandez, G. Gomez, J. Gonzalez Sanchez, A. Graziano, C. Jorda, A. Lopez Virto, J. Marco, R. Marco, C. Martinez Rivero, F. Matorras, F.J. Munoz Sanchez, T. Rodrigo, A.Y. Rodríguez-Marrero, A. Ruiz-Jimeno, L. Scodellaro, M. Sobron Sanudo, I. Vila, R. Vilar Cortabitarte

CERN, European Organization for Nuclear Research, Geneva, Switzerland

D. Abbaneo, E. Auffray, G. Auzinger, P. Baillon, A.H. Ball, D. Barney, J.F. Benitez, C. Bernet⁶, G. Bianchi, P. Bloch, A. Bocci, A. Bonato, C. Botta, H. Breuker, T. Camporesi, G. Cerminara, T. Christiansen, J.A. Coarasa Perez, D. D'Enterria, A. Dabrowski, A. De Roeck, S. Di Guida, M. Dobson, N. Dupont-Sagorin, A. Elliott-Peisert, B. Frisch, W. Funk, G. Georgiou, M. Giffels, D. Gigi, K. Gill, D. Giordano, M. Giunta, F. Glege, R. Gomez-Reino Garrido, P. Govoni, S. Gowdy, R. Guida, M. Hansen, P. Harris, C. Hartl, J. Harvey, B. Hegner, A. Hinzmann, V. Innocente, P. Janot, K. KAADZE, E. Karavakis, K. Kousouris, P. Lecoq, Y.-J. Lee, P. Lenzi, C. Lourenço, T. Mäki, M. Malberti, L. Malgeri, M. Mannelli, L. Masetti, F. Meijers, S. Mersi, E. Meschi, R. Moser, M.U. Mozer, M. Mulders, P. Musella, E. Nesvold, T. Orimoto, L. Orsini, E. Palencia Cortezon, E. Perez, L. Perrozzi, A. Petrilli, A. Pfeiffer, M. Pierini, M. Pimiä, D. Piparo, G. Polese, L. Quertenmont, A. Racz, W. Reece, J. Rodrigues Antunes, G. Rolandi³³, T. Rommerskirchen, C. Rovelli³⁴, M. Rovere, H. Sakulin, F. Santanastasio, C. Schäfer, C. Schwick, I. Segoni, S. Sekmen, A. Sharma, P. Siegrist, P. Silva, M. Simon, P. Sphicas³⁵, D. Spiga, A. Tsiros, G.I. Veres¹⁹, J.R. Vlimant, H.K. Wöhri, S.D. Worm³⁶, W.D. Zeuner

Paul Scherrer Institut, Villigen, Switzerland

W. Bertl, K. Deiters, W. Erdmann, K. Gabathuler, R. Horisberger, Q. Ingram, H.C. Kaestli, S. König, D. Kotlinski, U. Langenegger, F. Meier, D. Renker, T. Rohe, J. Sibille³⁷

Institute for Particle Physics, ETH Zurich, Zurich, Switzerland

L. Bäni, P. Bortignon, M.A. Buchmann, B. Casal, N. Chanon, A. Deisher, G. Dissertori, M. Dittmar, M. Dünser, J. Eugster, D. Fischer, K. Freudenreich, C. Grab, D. Hits, P. Lecomte, W. Lustermann, A.C. Marini, P. Martinez Ruiz del Arbol, N. Mohr, F. Moortgat, C. Nägeli³⁸, P. Nef, F. Nessi-Tedaldi, F. Pandolfi, L. Pape, F. Pauss, M. Peruzzi, F.J. Ronga, M. Rossini, L. Sala, A.K. Sanchez, A. Starodumov³⁹, B. Stieger, M. Takahashi, L. Tauscher[†], A. Thea, K. Theofilatos, D. Treille, C. Urscheler, R. Wallny, H.A. Weber, L. Wehrli

Universität Zürich, Zurich, Switzerland

C. Amsler, V. Chiochia, S. De Visscher, C. Favaro, M. Ivova Rikova, B. Millan Mejias, P. Otiougova, P. Robmann, H. Snoek, S. Tuppusti, M. Verzetti

National Central University, Chung-Li, Taiwan

Y.H. Chang, K.H. Chen, C.M. Kuo, S.W. Li, W. Lin, Z.K. Liu, Y.J. Lu, D. Mekterovic, A.P. Singh, R. Volpe, S.S. Yu

National Taiwan University (NTU), Taipei, Taiwan

P. Bartalini, P. Chang, Y.H. Chang, Y.W. Chang, Y. Chao, K.F. Chen, C. Dietz, U. Grundler, W.-S. Hou, Y. Hsiung, K.Y. Kao, Y.J. Lei, R.-S. Lu, D. Majumder, E. Petrakou, X. Shi, J.G. Shiu, Y.M. Tzeng, X. Wan, M. Wang

Cukurova University, Adana, Turkey

A. Adiguzel, M.N. Bakirci⁴⁰, S. Cerci⁴¹, C. Dozen, I. Dumanoglu, E. Eskut, S. Girgis, G. Gokbulut, E. Gurpinar, I. Hos, E.E. Kangal, T. Karaman, G. Karapinar⁴², A. Kayis Topaksu, G. Onengut, K. Ozdemir, S. Ozturk⁴³, A. Polatoz, K. Sogut⁴⁴, D. Sunar Cerci⁴¹, B. Tali⁴¹, H. Topakli⁴⁰, L.N. Vergili, M. Vergili

Middle East Technical University, Physics Department, Ankara, Turkey

I.V. Akin, T. Aliev, B. Bilin, S. Bilmis, M. Deniz, H. Gamsizkan, A.M. Guler, K. Ocalan, A. Ozpineci, M. Serin, R. Sever, U.E. Surat, M. Yalvac, E. Yildirim, M. Zeyrek

Bogazici University, Istanbul, Turkey

E. Gülmez, B. Isildak⁴⁵, M. Kaya⁴⁶, O. Kaya⁴⁶, S. Ozkorucuklu⁴⁷, N. Sonmez⁴⁸

Istanbul Technical University, Istanbul, Turkey

K. Cankocak

National Scientific Center, Kharkov Institute of Physics and Technology, Kharkov, Ukraine

L. Levchuk

University of Bristol, Bristol, United Kingdom

F. Bostock, J.J. Brooke, E. Clement, D. Cussans, H. Flacher, R. Frazier, J. Goldstein, M. Grimes, G.P. Heath, H.F. Heath, L. Kreczko, S. Metson, D.M. Newbold³⁶, K. Nirunpong, A. Poll, S. Senkin, V.J. Smith, T. Williams

Rutherford Appleton Laboratory, Didcot, United Kingdom

L. Basso⁴⁹, K.W. Bell, A. Belyaev⁴⁹, C. Brew, R.M. Brown, D.J.A. Cockerill, J.A. Coughlan, K. Harder, S. Harper, J. Jackson, B.W. Kennedy, E. Olaiya, D. Petyt, B.C. Radburn-Smith, C.H. Shepherd-Themistocleous, I.R. Tomalin, W.J. Womersley

Imperial College, London, United Kingdom

R. Bainbridge, G. Ball, R. Beuselinck, O. Buchmuller, D. Colling, N. Cripps, M. Cutajar, P. Dauncey, G. Davies, M. Della Negra, W. Ferguson, J. Fulcher, D. Futyan, A. Gilbert, A. Guneratne Bryer, G. Hall, Z. Hatherell, J. Hays, G. Iles, M. Jarvis, G. Karapostoli, L. Lyons, A.-M. Magnan, J. Marrouche, B. Mathias, R. Nandi, J. Nash, A. Nikitenko³⁹, A. Papageorgiou, J. Pela⁵, M. Pesaresi, K. Petridis, M. Pioppi⁵⁰, D.M. Raymond, S. Rogerson, A. Rose, M.J. Ryan, C. Seez, P. Sharp[†], A. Sparrow, M. Stoye, A. Tapper, M. Vazquez Acosta, T. Virdee, S. Wakefield, N. Wardle, T. Whyntie

Brunel University, Uxbridge, United Kingdom

M. Chadwick, J.E. Cole, P.R. Hobson, A. Khan, P. Kyberd, D. Leggat, D. Leslie, W. Martin, I.D. Reid, P. Symonds, L. Teodorescu, M. Turner

Baylor University, Waco, USA

K. Hatakeyama, H. Liu, T. Scarborough

The University of Alabama, Tuscaloosa, USA

O. Charaf, C. Henderson, P. Rumerio

Boston University, Boston, USA

A. Avetisyan, T. Bose, C. Fantasia, A. Heister, J. St. John, P. Lawson, D. Lazic, J. Rohlf, D. Sperka, L. Sulak

Brown University, Providence, USA

J. Alimena, S. Bhattacharya, D. Cutts, A. Ferapontov, U. Heintz, S. Jabeen, G. Kukartsev, E. Laird, G. Landsberg, M. Luk, M. Narain, D. Nguyen, M. Segala, T. Sinthuprasith, T. Speer, K.V. Tsang

University of California, Davis, Davis, USA

R. Breedon, G. Breto, M. Calderon De La Barca Sanchez, S. Chauhan, M. Chertok, J. Conway, R. Conway, P.T. Cox, J. Dolen, R. Erbacher, M. Gardner, R. Houtz, W. Ko, A. Kopecky, R. Lander, T. Miceli, D. Pellett, F. Ricci-tam, B. Rutherford, M. Searle, J. Smith, M. Squires, M. Tripathi, R. Vasquez Sierra

University of California, Los Angeles, Los Angeles, USA

V. Andreev, D. Cline, R. Cousins, J. Duris, S. Erhan, P. Everaerts, C. Farrell, J. Hauser, M. Ignatenko, C. Jarvis, C. Plager, G. Rakness, P. Schlein[†], J. Tucker, V. Valuev, M. Weber

University of California, Riverside, Riverside, USA

J. Babb, R. Clare, M.E. Dinardo, J. Ellison, J.W. Gary, F. Giordano, G. Hanson, G.Y. Jeng⁵¹, H. Liu, O.R. Long, A. Luthra, H. Nguyen, S. Paramesvaran, J. Sturdy, S. Sumowidagdo, R. Wilken, S. Wimpenny

University of California, San Diego, La Jolla, USA

W. Andrews, J.G. Branson, G.B. Cerati, S. Cittolin, D. Evans, F. Golf, A. Holzner, R. Kelley, M. Lebourgeois, J. Letts, I. Macneill, B. Mangano, S. Padhi, C. Palmer, G. Petrucciani, M. Pieri, M. Sani, V. Sharma, S. Simon, E. Sudano, M. Tadel, Y. Tu, A. Vartak, S. Wasserbaech⁵², F. Würthwein, A. Yagil, J. Yoo

University of California, Santa Barbara, Santa Barbara, USA

D. Barge, R. Bellan, C. Campagnari, M. D'Alfonso, T. Danielson, K. Flowers, P. Geffert, J. Incandela, C. Justus, P. Kalavase, S.A. Koay, D. Kovalskyi, V. Krutelyov, S. Lowette, N. Mccoll, V. Pavlunin, F. Rebassoo, J. Ribnik, J. Richman, R. Rossin, D. Stuart, W. To, C. West

California Institute of Technology, Pasadena, USA

A. Apresyan, A. Bornheim, Y. Chen, E. Di Marco, J. Duarte, M. Gataullin, Y. Ma, A. Mott, H.B. Newman, C. Rogan, M. Spiropulu⁴, V. Timciuc, P. Traczyk, J. Veverka, R. Wilkinson, Y. Yang, R.Y. Zhu

Carnegie Mellon University, Pittsburgh, USA

B. Akgun, V. Azzolini, R. Carroll, T. Ferguson, Y. Iiyama, D.W. Jang, Y.F. Liu, M. Paulini, H. Vogel, I. Vorobiev

University of Colorado at Boulder, Boulder, USA

J.P. Cumalat, B.R. Drell, C.J. Edelmaier, W.T. Ford, A. Gaz, B. Heyburn, E. Luiggi Lopez, J.G. Smith, K. Stenson, K.A. Ulmer, S.R. Wagner

Cornell University, Ithaca, USA

J. Alexander, A. Chatterjee, N. Eggert, L.K. Gibbons, B. Heltsley, A. Khukhunaishvili, B. Kreis, N. Mirman, G. Nicolas Kaufman, J.R. Patterson, A. Ryd, E. Salvati, W. Sun, W.D. Teo, J. Thom, J. Thompson, J. Vaughan, Y. Weng, L. Winstrom, P. Wittich

Fairfield University, Fairfield, USA

D. Winn

Fermi National Accelerator Laboratory, Batavia, USA

S. Abdullin, M. Albrow, J. Anderson, L.A.T. Bauerdick, A. Beretvas, J. Berryhill, P.C. Bhat, I. Bloch, K. Burkett, J.N. Butler, V. Chetluru, H.W.K. Cheung, F. Chlebana, V.D. Elvira, I. Fisk, J. Freeman, Y. Gao, D. Green, O. Gutsche, J. Hanlon, R.M. Harris, J. Hirschauer, B. Hooberman, S. Jindariani, M. Johnson, U. Joshi, B. Kilminster, B. Klima, S. Kunori, S. Kwan, C. Leonidopoulos, J. Linacre, D. Lincoln, R. Lipton, J. Lykken, K. Maeshima, J.M. Marraffino, S. Maruyama, D. Mason, P. McBride, K. Mishra, S. Mrenna, Y. Musienko⁵³, C. Newman-Holmes, V. O'Dell, O. Prokofyev, E. Sexton-Kennedy, S. Sharma, W.J. Spalding, L. Spiegel, P. Tan, L. Taylor, S. Tkaczyk, N.V. Tran, L. Uplegger, E.W. Vaandering, R. Vidal, J. Whitmore, W. Wu, F. Yang, F. Yumiceva, J.C. Yun

University of Florida, Gainesville, USA

D. Acosta, P. Avery, D. Bourilkov, M. Chen, T. Cheng, S. Das, M. De Gruttola, G.P. Di Giovanni, D. Dobur, A. Drozdetskiy, R.D. Field, M. Fisher, Y. Fu, I.K. Furic, J. Gartner, J. Hugon, B. Kim, J. Konigsberg, A. Korytov, A. Kropivnitskaya, T. Kypreos, J.F. Low, K. Matchev, P. Milenovic⁵⁴, G. Mitselmakher, L. Muniz, R. Remington, A. Rinkevicius, P. Sellers, N. Skhirtladze, M. Snowball, J. Yelton, M. Zakaria

Florida International University, Miami, USA

V. Gaultney, S. Hewamanage, L.M. Lebolo, S. Linn, P. Markowitz, G. Martinez, J.L. Rodriguez

Florida State University, Tallahassee, USA

T. Adams, A. Askew, J. Bochenek, J. Chen, B. Diamond, S.V. Gleyzer, J. Haas, S. Hagopian, V. Hagopian, M. Jenkins, K.F. Johnson, H. Prosper, V. Veeraraghavan, M. Weinberg

Florida Institute of Technology, Melbourne, USA

M.M. Baarmand, B. Dorney, M. Hohlmann, H. Kalakhety, I. Vodopyanov

University of Illinois at Chicago (UIC), Chicago, USA

M.R. Adams, I.M. Anghel, L. Apanasevich, Y. Bai, V.E. Bazterra, R.R. Betts, I. Bucinskaite, J. Callner, R. Cavanaugh, C. Dragoiu, O. Evdokimov, L. Gauthier, C.E. Gerber, D.J. Hofman, S. Khalatyan, F. Lacroix, M. Malek, C. O'Brien, C. Silkworth, D. Strom, N. Varelas

The University of Iowa, Iowa City, USA

U. Akgun, E.A. Albayrak, B. Bilki⁵⁵, W. Clarida, F. Duru, S. Griffiths, J.-P. Merlo, H. Mermerkaya⁵⁶, A. Mestvirishvili, A. Moeller, J. Nachtman, C.R. Newsom, E. Norbeck, Y. Onel, F. Ozok, S. Sen, E. Tiras, J. Wetzel, T. Yetkin, K. Yi

Johns Hopkins University, Baltimore, USA

B.A. Barnett, B. Blumenfeld, S. Bolognesi, D. Fehling, G. Giurgiu, A.V. Gritsan, Z.J. Guo, G. Hu, P. Maksimovic, S. Rappoccio, M. Swartz, A. Whitbeck

The University of Kansas, Lawrence, USA

P. Baringer, A. Bean, G. Benelli, O. Grachov, R.P. Kenny Iii, M. Murray, D. Noonan, S. Sanders, R. Stringer, G. Tinti, J.S. Wood, V. Zhukova

Kansas State University, Manhattan, USA

A.F. Barfuss, T. Bolton, I. Chakaberia, A. Ivanov, S. Khalil, M. Makouski, Y. Maravin, S. Shrestha, I. Svintradze

Lawrence Livermore National Laboratory, Livermore, USA

J. Gronberg, D. Lange, D. Wright

University of Maryland, College Park, USA

A. Baden, M. Boutemeur, B. Calvert, S.C. Eno, J.A. Gomez, N.J. Hadley, R.G. Kellogg, M. Kirn,

T. Kolberg, Y. Lu, M. Marionneau, A.C. Mignerey, K. Pedro, A. Peterman, A. Skuja, J. Temple, M.B. Tonjes, S.C. Tonwar, E. Twedt

Massachusetts Institute of Technology, Cambridge, USA

A. Apyan, G. Bauer, J. Bendavid, W. Busza, E. Butz, I.A. Cali, M. Chan, V. Dutta, G. Gomez Ceballos, M. Goncharov, K.A. Hahn, Y. Kim, M. Klute, K. Krajczar⁵⁷, W. Li, P.D. Luckey, T. Ma, S. Nahn, C. Paus, D. Ralph, C. Roland, G. Roland, M. Rudolph, G.S.F. Stephans, F. Stöckli, K. Sumorok, K. Sung, D. Velicanu, E.A. Wenger, R. Wolf, B. Wyslouch, S. Xie, M. Yang, Y. Yilmaz, A.S. Yoon, M. Zanetti

University of Minnesota, Minneapolis, USA

S.I. Cooper, B. Dahmes, A. De Benedetti, G. Franzoni, A. Gude, S.C. Kao, K. Klapoetke, Y. Kubota, J. Mans, N. Pastika, R. Rusack, M. Sasseville, A. Singovsky, N. Tambe, J. Turkewitz

University of Mississippi, University, USA

L.M. Cremaldi, R. Kroeger, L. Perera, R. Rahmat, D.A. Sanders

University of Nebraska-Lincoln, Lincoln, USA

E. Avdeeva, K. Bloom, S. Bose, J. Butt, D.R. Claes, A. Dominguez, M. Eads, J. Keller, I. Kravchenko, J. Lazo-Flores, H. Malbouisson, S. Malik, G.R. Snow

State University of New York at Buffalo, Buffalo, USA

U. Baur, A. Godshalk, I. Iashvili, S. Jain, A. Kharchilava, A. Kumar, S.P. Shipkowski, K. Smith

Northeastern University, Boston, USA

G. Alverson, E. Barberis, D. Baumgartel, M. Chasco, J. Haley, D. Nash, D. Trocino, D. Wood, J. Zhang

Northwestern University, Evanston, USA

A. Anastassov, A. Kubik, N. Mucia, N. Odell, R.A. Ofierzynski, B. Pollack, A. Pozdnyakov, M. Schmitt, S. Stoynev, M. Velasco, S. Won

University of Notre Dame, Notre Dame, USA

L. Antonelli, D. Berry, A. Brinkerhoff, M. Hildreth, C. Jessop, D.J. Karmgard, J. Kolb, K. Lannon, W. Luo, S. Lynch, N. Marinelli, D.M. Morse, T. Pearson, R. Ruchti, J. Slaunwhite, N. Valls, M. Wayne, M. Wolf

The Ohio State University, Columbus, USA

B. Bylsma, L.S. Durkin, C. Hill, R. Hughes, K. Kotov, T.Y. Ling, D. Puigh, M. Rodenburg, C. Vuosalo, G. Williams, B.L. Winer

Princeton University, Princeton, USA

N. Adam, E. Berry, P. Elmer, D. Gerbaudo, V. Halyo, P. Hebda, J. Hegeman, A. Hunt, P. Jindal, D. Lopes Pegna, P. Lujan, D. Marlow, T. Medvedeva, M. Mooney, J. Olsen, P. Piroué, X. Quan, A. Raval, B. Safdi, H. Saka, D. Stickland, C. Tully, J.S. Werner, A. Zuranski

University of Puerto Rico, Mayaguez, USA

J.G. Acosta, E. Brownson, X.T. Huang, A. Lopez, H. Mendez, S. Oliveros, J.E. Ramirez Vargas, A. Zatserklyaniy

Purdue University, West Lafayette, USA

E. Alagoz, V.E. Barnes, D. Benedetti, G. Bolla, D. Bortoletto, M. De Mattia, A. Everett, Z. Hu, M. Jones, O. Koybasi, M. Kress, A.T. Laasanen, N. Leonardo, V. Maroussov, P. Merkel, D.H. Miller, N. Neumeister, I. Shipsey, D. Silvers, A. Svyatkovskiy, M. Vidal Marono, H.D. Yoo, J. Zablocki, Y. Zheng

Purdue University Calumet, Hammond, USA

S. Guragain, N. Parashar

Rice University, Houston, USA

A. Adair, C. Boulahouache, K.M. Ecklund, F.J.M. Geurts, B.P. Padley, R. Redjimi, J. Roberts, J. Zabel

University of Rochester, Rochester, USA

B. Betchart, A. Bodek, Y.S. Chung, R. Covarelli, P. de Barbaro, R. Demina, Y. Eshaq, A. Garcia-Bellido, P. Goldenzweig, J. Han, A. Harel, D.C. Miner, D. Vishnevskiy, M. Zielinski

The Rockefeller University, New York, USA

A. Bhatti, R. Ciesielski, L. Demortier, K. Goulios, G. Lungu, S. Malik, C. Mesropian

Rutgers, the State University of New Jersey, Piscataway, USA

S. Arora, A. Barker, J.P. Chou, C. Contreras-Campana, E. Contreras-Campana, D. Duggan, D. Ferencek, Y. Gershtein, R. Gray, E. Halkiadakis, D. Hidas, A. Lath, S. Panwalkar, M. Park, R. Patel, V. Rekovic, J. Robles, K. Rose, S. Salur, S. Schnetzer, C. Seitz, S. Somalwar, R. Stone, S. Thomas

University of Tennessee, Knoxville, USA

G. Cerizza, M. Hollingsworth, S. Spanier, Z.C. Yang, A. York

Texas A&M University, College Station, USA

R. Eusebi, W. Flanagan, J. Gilmore, T. Kamon⁵⁸, V. Khotilovich, R. Montalvo, I. Osipenkov, Y. Pakhotin, A. Perloff, J. Roe, A. Safonov, T. Sakuma, S. Sengupta, I. Suarez, A. Tatarinov, D. Toback

Texas Tech University, Lubbock, USA

N. Akchurin, J. Damgov, P.R. Duderod, C. Jeong, K. Kovitanggoon, S.W. Lee, T. Libeiro, Y. Roh, I. Volobouev

Vanderbilt University, Nashville, USA

E. Appelt, A.G. Delannoy, C. Florez, S. Greene, A. Gurrola, W. Johns, C. Johnston, P. Kurt, C. Maguire, A. Melo, M. Sharma, P. Sheldon, B. Snook, S. Tuo, J. Velkovska

University of Virginia, Charlottesville, USA

M.W. Arenton, M. Balazs, S. Boutle, B. Cox, B. Francis, J. Goodell, R. Hirosky, A. Ledovskoy, C. Lin, C. Neu, J. Wood, R. Yohay

Wayne State University, Detroit, USA

S. Gollapinni, R. Harr, P.E. Karchin, C. Kottachchi Kankanamge Don, P. Lamichhane, A. Sakharov

University of Wisconsin, Madison, USA

M. Anderson, M. Bachtis, D. Belknap, L. Borrello, D. Carlsmith, M. Cepeda, S. Dasu, L. Gray, K.S. Grogg, M. Grothe, R. Hall-Wilton, M. Herndon, A. Hervé, P. Klabbers, J. Klukas, A. Lanaro, C. Lazaridis, J. Leonard, R. Loveless, A. Mohapatra, I. Ojalvo, F. Palmonari, G.A. Pierro, I. Ross, A. Savin, W.H. Smith, J. Swanson

†: Deceased

1: Also at Vienna University of Technology, Vienna, Austria

2: Also at National Institute of Chemical Physics and Biophysics, Tallinn, Estonia

3: Also at Universidade Federal do ABC, Santo Andre, Brazil

4: Also at California Institute of Technology, Pasadena, USA

- 5: Also at CERN, European Organization for Nuclear Research, Geneva, Switzerland
- 6: Also at Laboratoire Leprince-Ringuet, Ecole Polytechnique, IN2P3-CNRS, Palaiseau, France
- 7: Also at Suez Canal University, Suez, Egypt
- 8: Also at Zewail City of Science and Technology, Zewail, Egypt
- 9: Also at Cairo University, Cairo, Egypt
- 10: Also at Fayoum University, El-Fayoum, Egypt
- 11: Also at Ain Shams University, Cairo, Egypt
- 12: Now at British University, Cairo, Egypt
- 13: Also at Soltan Institute for Nuclear Studies, Warsaw, Poland
- 14: Also at Université de Haute-Alsace, Mulhouse, France
- 15: Now at Joint Institute for Nuclear Research, Dubna, Russia
- 16: Also at Moscow State University, Moscow, Russia
- 17: Also at Brandenburg University of Technology, Cottbus, Germany
- 18: Also at Institute of Nuclear Research ATOMKI, Debrecen, Hungary
- 19: Also at Eötvös Loránd University, Budapest, Hungary
- 20: Also at Tata Institute of Fundamental Research - HECR, Mumbai, India
- 21: Also at University of Visva-Bharati, Santiniketan, India
- 22: Also at Sharif University of Technology, Tehran, Iran
- 23: Also at Isfahan University of Technology, Isfahan, Iran
- 24: Also at Plasma Physics Research Center, Science and Research Branch, Islamic Azad University, Teheran, Iran
- 25: Also at Facoltà Ingegneria Università di Roma, Roma, Italy
- 26: Also at Università della Basilicata, Potenza, Italy
- 27: Also at Università degli Studi Guglielmo Marconi, Roma, Italy
- 28: Also at Università degli studi di Siena, Siena, Italy
- 29: Also at University of Bucharest, Faculty of Physics, Bucuresti-Magurele, Romania
- 30: Also at Faculty of Physics of University of Belgrade, Belgrade, Serbia
- 31: Also at University of Florida, Gainesville, USA
- 32: Also at University of California, Los Angeles, Los Angeles, USA
- 33: Also at Scuola Normale e Sezione dell' INFN, Pisa, Italy
- 34: Also at INFN Sezione di Roma; Università di Roma "La Sapienza", Roma, Italy
- 35: Also at University of Athens, Athens, Greece
- 36: Also at Rutherford Appleton Laboratory, Didcot, United Kingdom
- 37: Also at The University of Kansas, Lawrence, USA
- 38: Also at Paul Scherrer Institut, Villigen, Switzerland
- 39: Also at Institute for Theoretical and Experimental Physics, Moscow, Russia
- 40: Also at Gaziosmanpasa University, Tokat, Turkey
- 41: Also at Adiyaman University, Adiyaman, Turkey
- 42: Also at Izmir Institute of Technology, Izmir, Turkey
- 43: Also at The University of Iowa, Iowa City, USA
- 44: Also at Mersin University, Mersin, Turkey
- 45: Also at Ozyegin University, Istanbul, Turkey
- 46: Also at Kafkas University, Kars, Turkey
- 47: Also at Suleyman Demirel University, Isparta, Turkey
- 48: Also at Ege University, Izmir, Turkey
- 49: Also at School of Physics and Astronomy, University of Southampton, Southampton, United Kingdom
- 50: Also at INFN Sezione di Perugia; Università di Perugia, Perugia, Italy
- 51: Also at University of Sydney, Sydney, Australia

52: Also at Utah Valley University, Orem, USA

53: Also at Institute for Nuclear Research, Moscow, Russia

54: Also at University of Belgrade, Faculty of Physics and Vinca Institute of Nuclear Sciences, Belgrade, Serbia

55: Also at Argonne National Laboratory, Argonne, USA

56: Also at Erzincan University, Erzincan, Turkey

57: Also at KFKI Research Institute for Particle and Nuclear Physics, Budapest, Hungary

58: Also at Kyungpook National University, Daegu, Korea