

# Chapter 6: Possible effects of Clofibrilic acid on gene expression

## 6.1 Introduction

Aquatic organisms are exposed to a variety of pollutants, all of which have the potential to have a detrimental effect. Clofibric acid, which has also been found to be present in the environment, has so far (within the realms of this thesis) been shown to have effects in fish (some more convincingly so than others) at the physiological and biochemical levels. This chapter attempts to find the mechanistic effects of clofibric acid on adult fathead minnows (if present), by looking at the molecular level.

It was decided that two genes would be considered for examination after exposure of fish to clofibric acid. The decision of which genes to look at was primarily made by identifying those genes already found to be up- or down-regulated by fibrates in humans (there were no data available from fish). It was also important to consider whether the genes had been previously identified in fish (more specifically in the fathead minnow). The chosen genes were Lipoprotein Lipase (LPL) and Glucose-6-Phosphate Dehydrogenase (G6PDH). LPL is a gene involved in lipid metabolism and is a known natural target for fibrates (via PPAR $\alpha$ ) in humans, and G6PDH is involved in fatty acid synthesis, steroid biosynthesis and defence against xenobiotic toxicity and oxidative stress.

LPL is a glycoprotein, and one of the family of triacylglycerol lipases, which include pancreatic and hepatic lipases. As previously stated, lipoprotein lipase is a key enzyme in the metabolism of lipids (Murthy *et al* 1996). In mammals, the enzyme is synthesised in the parenchymal cells of adipose and several other tissues (excluding the liver), and is secreted into the capillary endothelium, where it is bound to the cell surface and where the lipase acts on triacylglycerols in plasma lipoproteins, to release fatty acids for uptake and

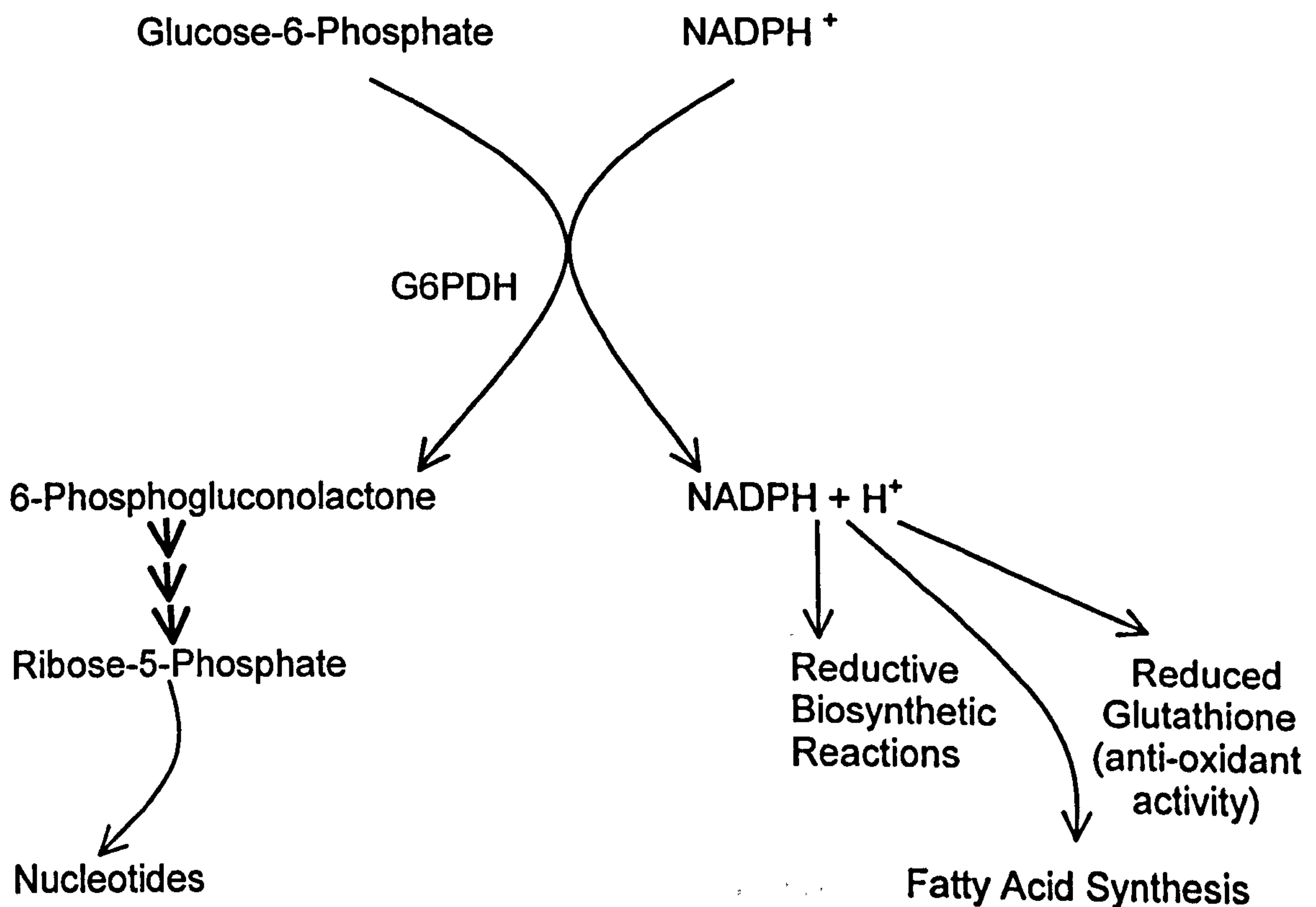
storage or use by other organs such a muscle, for oxidation (Liang *et al*, 2002). In humans, LPL activity is regulated by diet and a number of hormones, including epinephrine, norepinephrine, thyroid stimulating hormone, adrenocorticotrophic hormone (ACTH), growth hormone and glucagons. Liang *et al* (2002) have also shown in the red sea bream, LPL expression seems to also be regulated by the nutritional state of the fish.

Babin and Vernier, (1989) have previously purified trout LPL, and found its properties and molecular weight to be similar to those of the mammalian enzyme. Kwon *et al* (2001) have also previously cloned and sequenced the LPL gene from Rainbow trout. In fish, significant LPL expression occurs in the liver (Oku *et al*, 2002; Liang *et al*, 2002) (unlike the situation in mammals) and also in vitellogenic ovaries (Kwon *et al*, 2001). It has been suggested by Kwon *et al*, (2001) that LPL is involved in the storage and mobilisation of egg yolk constituents during vitellogenesis. The tissue specific mechanisms of LPL gene expression in fish may therefore be different from that in mammals and consequently the literature regarding LPL may not be completely comparable across species.

Peroxisome proliferators-activated receptors (PPARs), as previously mentioned in Chapter 1, were identified in the 1990s in rodents and named after their ability to facilitate peroxisome proliferation. PPARs are key transcriptional factors that catalyze and coordinate different biochemical events in order to achieve energy homeostasis. Fibrates are well known activators of PPARs, specifically PPAR $\alpha$ , for the regulation of  $\beta$ -oxidation of fatty acids. They have been shown to control the expression of various genes that are crucial for lipid and glucose metabolism. PPAR $\alpha$  activation decreases triglyceride levels by amplifying the expression of lipoprotein lipase (LPL).



Glucose-6-phosphate dehydrogenase (G6PDH), the key enzyme of the pentose phosphate pathway (previously discussed in Section 1.6.1.1), is crucial in the supply of riboses for DNA and RNA synthesis by production of 6-phosphogluconate, particularly in proliferating cells. However, a more important function, the production of NADPH, the major cytoplasmic reducing compound, is now acknowledged (Winzer *et al*, 2002). G6PDH is a regulatory enzyme in NADPH-dependant xenobiotic biotransformation and defences against oxidative stress (Figure 6.1).



**Figure 6.1: The role of glucose-6-phosphate dehydrogenase (G6PDH) in cellular metabolism (adapted from Salati and Amir-Ahmady, 2001).**

G6PDH expression is regulated in the liver and adipose tissue by hormonal and nutritional factors. Its activity correlates with the rate of fatty acid biosynthesis. Winzer *et al* (2002) suggest that G6PDH in fish is sensitive to inactivation by xenobiotics in a sex-dependant manner. Physiological



conditions resulting in oxidative stress can also result in changes in G6PDH activity, and its gene expression is essential for protection of the cell against even mild oxidative stress.

## 6.2 Protocol

The effect of clofibric acid on both LPL and G6DPH mRNA expression levels was investigated. The livers of adult female and male fathead minnow collected from Experiments 4 and 5 (see Chapter 5 for experimental design) were used in this study. Morphometric and biochemical results from these experiments can also be seen in Chapter 5.

### 6.2.1 Computer analysis of known sequences

Gene sequence searches for fathead minnow LPL, G6PDH and  $\beta$ -actin were carried out using the Entrez search and retrieval system at NCBI (<http://www.ncbi.nlm.nih.gov/entrez/>). If the specific fathead minnow sequences were not found, sequences from related fish species that were present in the database were aligned using a web-based multiple alignment tool (BCM search launcher - <http://searchlauncher.bcm.tmc.edu/multi-align/>) so that primers could be designed to the conserved regions (it was important that similar taxa were used in the alignment to ensure a more accurate consensus was achieved). Alignments can be seen in Appendix 2 and 3.

### 6.2.2 Primers construction

Primers were designed for the lipoprotein lipase and  $\beta$ -actin genes (chosen as a house-keeping gene) by aligning sequences from other species of fish and finding conserved regions. The primers were designed by eye due to

the complexity of the alignments. For LPL, primers were designed for RT-PCR across introns (sequence can be seen in Appendix 2), whereas for  $\beta$ -actin, the only suitable primer binding sites were found within exon 2, so the primers were designed to this region (sequence can be seen in Appendix 3). Although exonic primers potentially lack the specificity of primers designed across introns (as they can also amplify from the genomic gene sequence), genomic contamination was previously shown not to be an issue (see Section 2.3.1.2).

The general rules of primer design were followed. In some primers, when the identity of a base was unclear in the consensus sequence of the alignment, a degenerate base was used to allow for this.

Rules for primer design:

- Keep the G-C content about 50%
- Ensure there is a GC clamp at the 3' end
- Try and design primers between 16-24 base pairs long
- Avoid complementary sequence, both within and between primer pairs (to avoid secondary structure formation)

The primers for the G6PDH gene were designed using PRIMER3 program (part of the Lasergene suite of genetic analysis software) using a submitted sequence for the fathead minnow liver G6PDH gene (Gen Bank Accession number: AF206637), which can be seen in Appendix 1. All primers were then synthesised and purchased from Sigma – Genosys Ltd (Pampisford, UK). They were assessed by PCR-amplification of fathead cDNA at 1, 2 and 3 mM MgCl<sub>2</sub> concentrations (screening cycling conditions: 95°C for 15 mins, 35 cycles of 94°C for 30 sec, 58°C for 30 secs, 72°C for 30 secs, and a final 72°C for 5 mins). Primers that failed to amplify were disregarded. Remaining primers



were then screened by amplifying from a fathead mRNA dilution series on the Rotor Gene (Corbett Research, Cams). It was found that the LPL primers were problematic, giving amplification reaction efficiencies greater than 1. It was thought that this might be due to the degeneracy of certain bases within the primer sequence. These primers were then re-synthesised without degeneracy and these were then screened as before. All reaction efficiencies using these non-degenerative primers were less than 1. The optimal primer pair for each gene can be seen in Table 6.1 below.

**Table 6.1: Primer pairs used for Real Time RT-PCR for liver samples from Experiments 4 and 5.**

Gene	Primer sequence
LPL	FHLPL4r – AAC AGG TGG ATG GAG CGC FHLPL7f – GAC ATC TAC CCC AAT GGA GG
G6PDH	FHGAP3r – ACC CCA TCC CAG CGT TCA TTC FHGAP3f – GAG AAG CCC GCA TCC ACC AG
$\beta$ -Actin	FHBACT2f – GAT ATG GAG AAG ATC TGG C FHBACT2r – GTT GGC TTT GGG GTT CAG G

### 6.2.3 Quantification of LPL and G6PDH gene expression by quantitative real time RT-PCR

Livers from control and dosed fathead minnows (*Pimephales promelas*) from both Experiment 4 (exposed to 1mg/l clofibric acid) and Experiment 5 (control, 10 $\mu$ g/l and 1mg/l clofibric acid) were carefully dissected and weighed using RNase free conditions and immediately snap-frozen as previously described in Section 2.1.4. Total RNA extraction was performed on the liver using TRI Reagent, as previously described in Section 2.3.1. The RNA concentrations were determined spectrophotometrically (Genequant,



Pharmacia, Cambridge, UK) and the integrity of the RNA checked by running it on agarose gels (Section 2.3.1.3). After concentrations were determined, all samples were then diluted with double autoclaved MilliQ water to give concentrations of 10ng/ $\mu$ l total RNA in each sample.

Real time RT-PCR was used for relative quantitative determination of LPL, G6DPH and  $\beta$ -actin mRNA expression in adult fathead minnow exposed to clofibric acid (control and dosed), as briefly discussed in Section 2.  $\beta$ -actin was used as a house-keeping gene to allow all other results to be 'normalised' to the level of expression of  $\beta$ -actin.

#### 6.2.3.1 Experiment 4

130 total RNA samples extracted from livers dissected from fathead minnows exposed to clofibric acid in Experiment 4 (Section 2.1.4 and 5.4) were diluted to 10ng/ $\mu$ l using double autoclaved, sterile deionised water.

10 $\mu$ l reactions were run in strips of 4x100 $\mu$ l PCR tubes, where 10ng of RNA was used as a template in each reaction with master mix (Qiagen QuantiTect SYBR Green RT-PCR master mix - consisting of HotStarTaq DNA polymerase, Quantitect SYBR Green RT-PCR buffer (containing TrisCl, KCl,  $(\text{NH}_4)_2\text{SO}_4$ , and 5mM  $\text{MgCl}_2$ , pH 8.7 (20°C), dNTP Mix (contains dATP, dCTP, dGTP, and dTTP/dUTP; ultrapure), SYBR Green and ROX florescent dyes, QuantiTect RT mix) and RNase free water (PCR grade)) and 5 picomols of each of the primers. All samples were analysed in duplicate

RNA sample 100 was used as the standard for this experiment and so was diluted using double autoclaved, sterile deionised water to 0.5,2,8,20,50 ng/ $\mu$ l (Figure 2.14). These dilutions were used to produce the standard curve for quantification of all 3 genes.

Amplification and detection of samples and standards were performed on the Rotor Gene 3000 system (Corbett Research, Cambs) using the following thermal cycling conditions:

50°C for 30 minutes	(Reverse transcription)	
95°C for 15 minutes	(Taq activation/initial denaturing step)	
94°C for 10 sec	(denature)	} repeated for 50 cycles
58°C for 10 sec	(annealing)	
72°C for 10 sec	(extension)	

At the end of this cycling, a melt curve was calculated which consisted of measurements of fluorescence at every 1°C from 60-99°C. This curve shows the specificity of the PCR and reveals the presence, if any, of primer-dimer (Figure 2.15).

Quantities of mRNA in the samples were quantified relatively by comparison with a standard curve derived from a dilution series of an RNA reference (sample 100). The level of  $\beta$ -actin in each reaction was used to normalise for the variability in RNA quality or quantity, among the samples. Results are reported as the ratio of LPL/ $\beta$ -actin and G6DPH/ $\beta$ -actin.

### 6.2.3.2 Experiment 5

84 total RNA samples previously extracted from livers dissected from fathead minnows exposed to clofibric acid in Experiment 5 (Section 2.1.4 and 5.5) were diluted to 10ng/ $\mu$ l using double autoclaved, sterile deionised water as described previously. In this experiment, however, PCR reactions were carried in 96-well plates in 20 $\mu$ l reactions using the same constituent concentrations as specified previously (Section 6.2.3.1) and again, all samples were analysed in



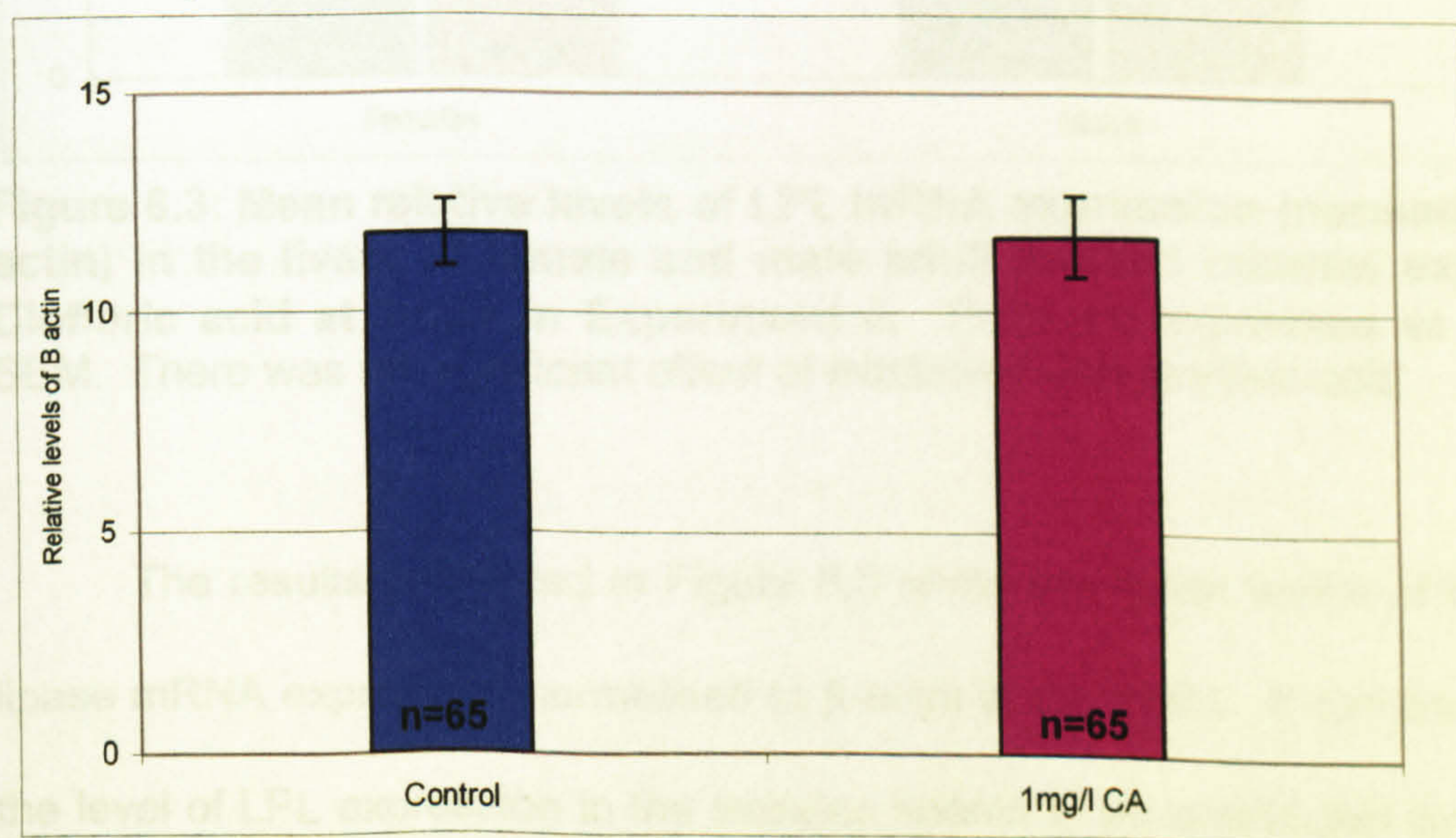
duplicate. RNA sample 100 from Experiment 4 was again used as the standard for this experiment and so was diluted using double autoclaved, sterile deionised water to give the range 0.19,0.78, 3.125, 12.5, 50, 200 ng/ $\mu$ l. Amplification and detection of samples and standards were performed on the ABI Prism 7900HT Sequence detection system (Applied Biosystems, USA) using thermal cycling conditions as described above. Quantities of mRNA in each of the samples were calculated as described previously.

#### 6.2.4 Statistics

Differences between males and females within control and clofibrac acid-exposed experimental groups were analysed using SigmaStat (version 2.03). In cases of normality, differences were determined by a t-test, and where normality test failed, non-parametric statistical tests were used.

### 6.3 Results

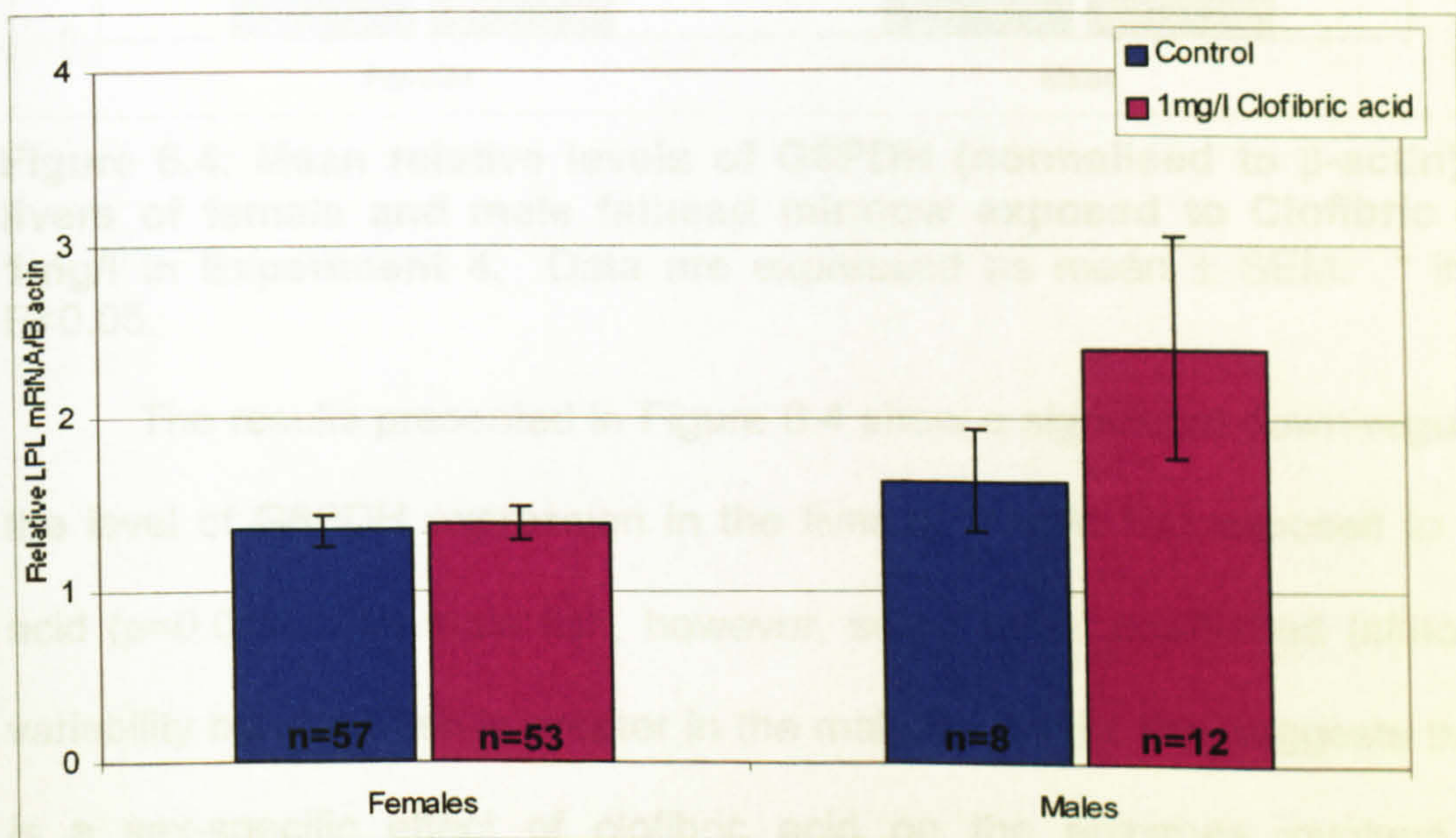
#### 6.3.1 Levels of expression of selected genes in the livers of fish from Experiment 4



**Figure 6.2: Mean relative levels of  $\beta$ -Actin expression in the livers of adult fathead minnow exposed to 1mg/l Clofibrac acid from Experiment 4 ( $p=0.3$ ). Data are expressed as means  $\pm$  SEM. There was no significant effects of treatment with clofibrac acid.**



Figure 6.2 shows the levels of  $\beta$ -actin mRNA expression from the livers collected from Experiment 4. It has been shown that gene expression of  $\beta$ -actin (and many other house-keeping genes) may change in the face of physiological challenges (Kazeto *et al*, 2004), thereby negating its usefulness in standardising for loading differences, RNA quality, etc. However, in this experiment,  $\beta$ -actin levels amongst control and dosed fish were shown to be very similar, and were well within the expected individual and procedural variance. Therefore, I feel confident that  $\beta$ -actin expression, at least in this study, was a useful and accurate internal standard for normalisation of the data.



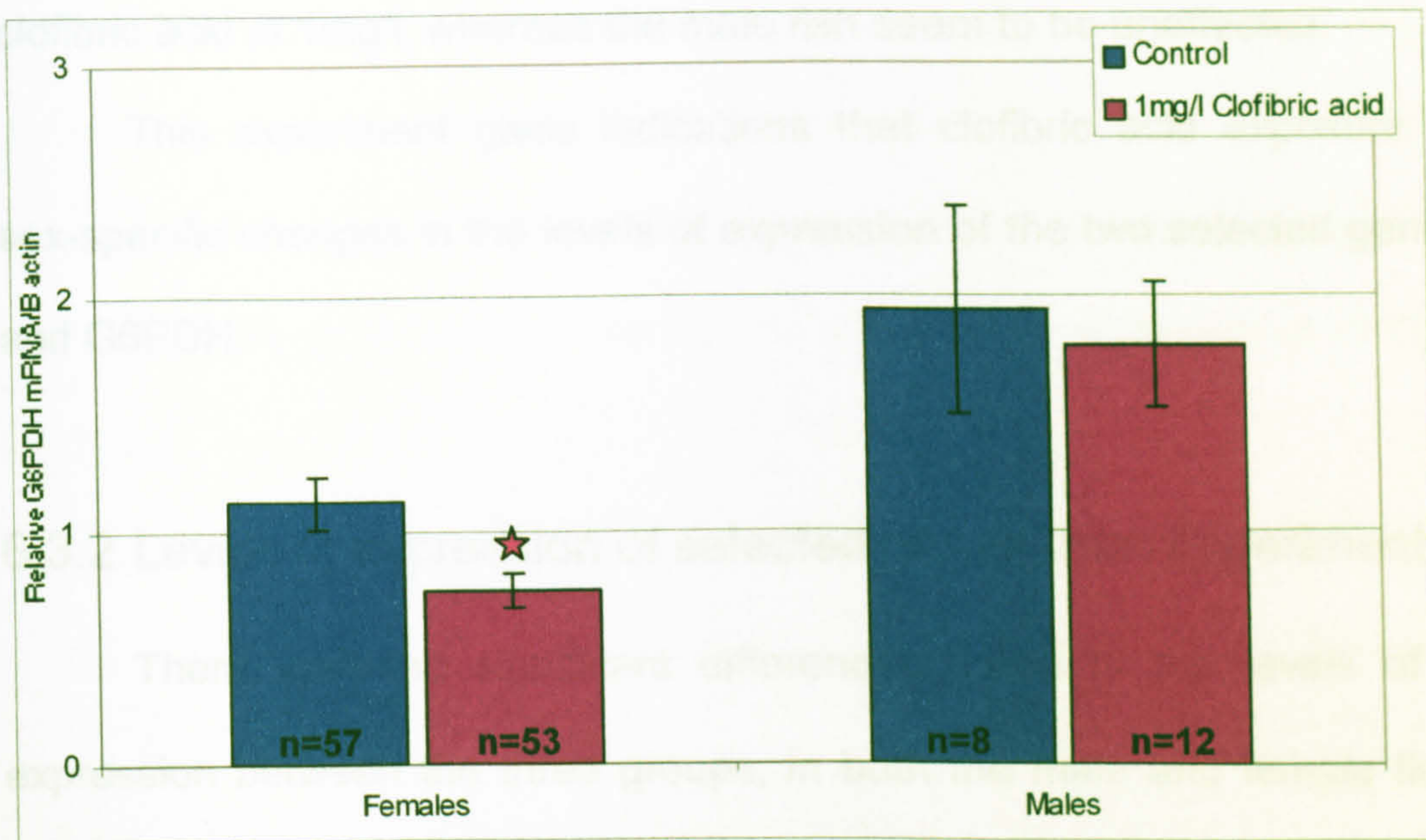
**Figure 6.3: Mean relative levels of LPL mRNA expression (normalised to  $\beta$ -actin) in the livers of female and male adult fathead minnow exposed to Clofibrac acid at 1mg/l in Experiment 4. Data are expressed as means  $\pm$  SEM. There was no significant effect of treatment with clofibrac acid.**

### 6.3.1.1 Summary of the results from Experiment 4

The results presented in Figure 6.3 show the mean levels of lipoprotein lipase mRNA expression normalised to  $\beta$ -actin in the livers. It can be seen that the level of LPL expression in the females seems to be unaffected by exposure to clofibrac acid, whereas in the males the levels give the impression that they



are up-regulated (although not significantly). These results indicate that there may be a sex-specific effect on LPL expression after exposure to clofibric acid.



**Figure 6.4: Mean relative levels of G6PDH (normalised to  $\beta$ -actin) in the livers of female and male fathead minnow exposed to Clofibric acid at 1mg/l in Experiment 4. Data are expressed as mean  $\pm$  SEM. \* indicates  $P < 0.05$ .**

The results presented in Figure 6.4 show a significant down-regulation in the level of G6PDH expression in the liver of female fish exposed to clofibric acid ( $p=0.01$ ). The male fish, however, seem to be unaffected (although the variability between fish is greater in the males). Again, this suggests that there is a sex-specific effect of clofibric acid on the enzymes involved in lipid metabolism in fathead minnow, with the effect in this case on female fish.

#### 6.3.1.1 Summary of the results from Experiment 4

In summary, the results obtained from Experiment 4 indicate that the levels of LPL mRNA expression in fathead minnow exposed to 1mg/l clofibric acid are affected in a sex-specific manner. In the males, the levels of LPL mRNA seem to show an upward trend in response to exposure, whereas the female fish seem to be unaffected by this same treatment. The results obtained

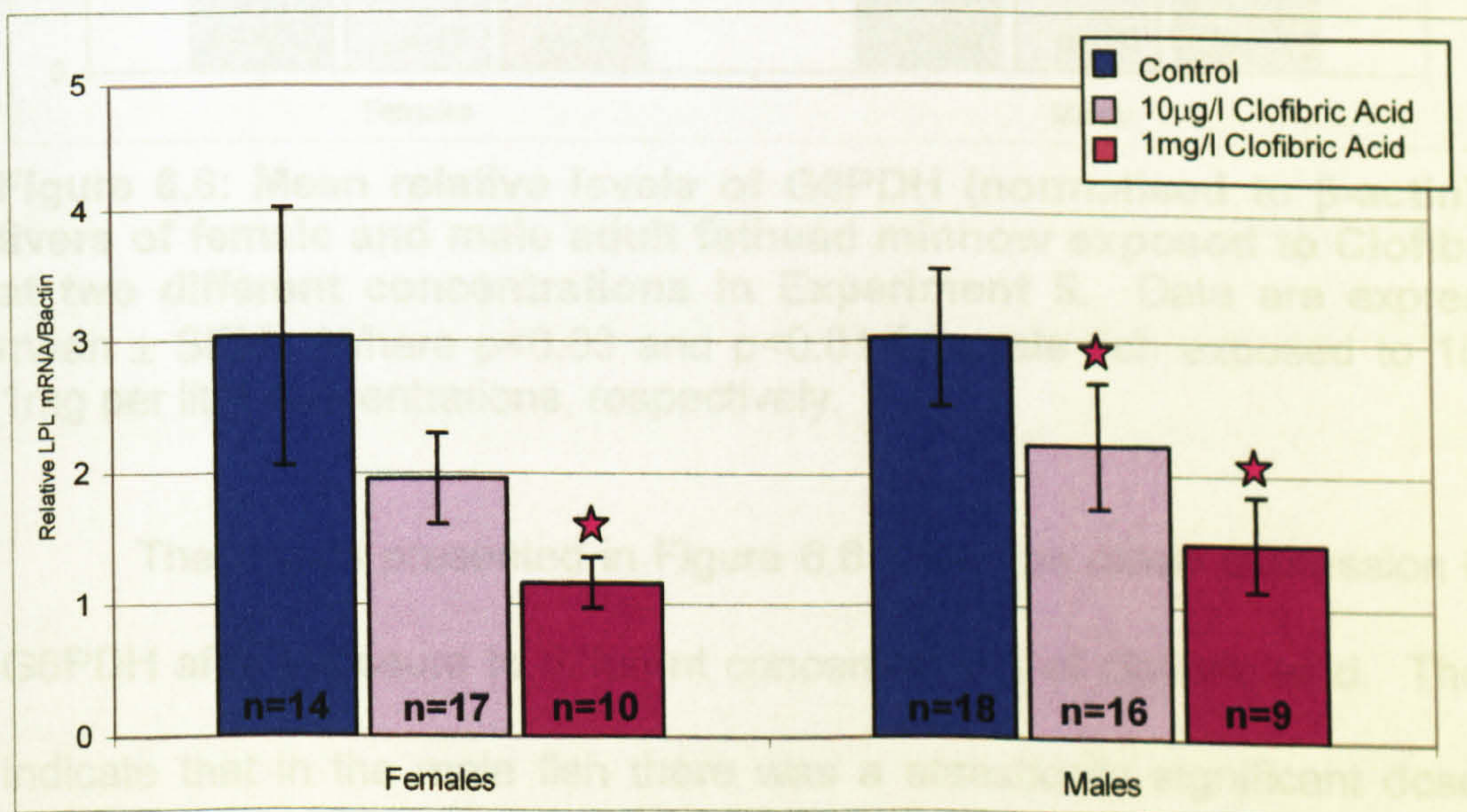


for G6PDH expression, on the other hand, tell a different story: the female fish have significantly lower levels of G6PDH mRNA expression when exposed to clofibric acid at 1mg/l, whereas the male fish seem to be unaffected.

This experiment gives indications that clofibric acid exposure causes sex-specific changes in the levels of expression of the two selected genes, LPL and G6PDH.

### 6.3.2 Levels of expression of selected genes from Experiment 5

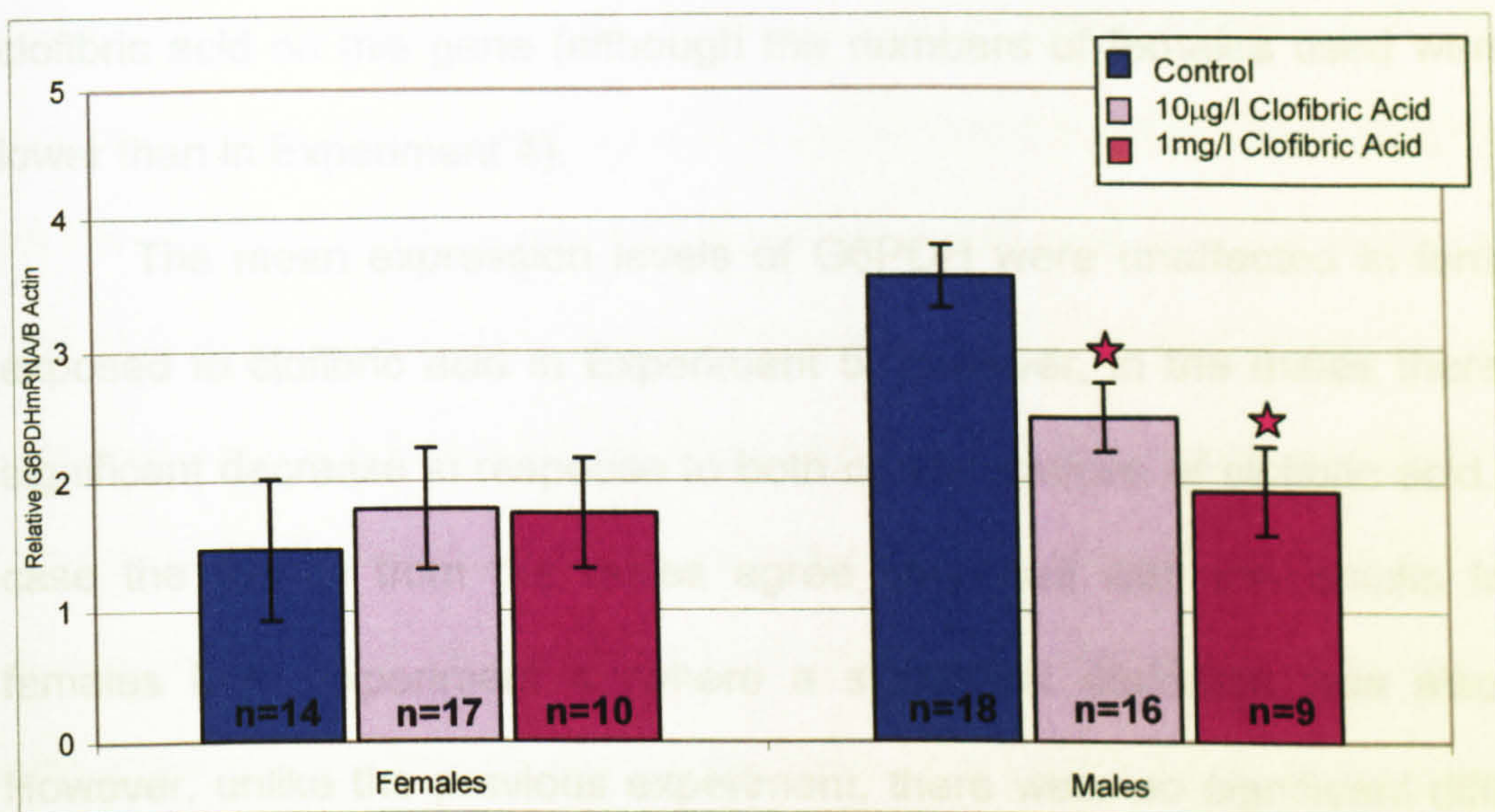
There were no significant differences found in the levels of  $\beta$ -actin expression between the three groups, in both the male and female fish, from this study (data not shown). This agrees with the results from Experiment 4, and therefore shows that  $\beta$ -actin is suitable as a house-keeping gene in these studies.



**Figure 6.5: Mean relative levels of LPL mRNA expression (normalised to  $\beta$ -actin) in the livers of female and male adult fathead minnow exposed to Clofibric acid at two different concentrations in Experiment 5. Data are expressed as mean  $\pm$  SEM. Significant differences are shown, where  $p < 0.03$  (males) and  $p < 0.01$  (males and females) for the 10µg and 1 mg per litre concentrations, respectively.**



The results presented in Figure 6.5 show that there seems to be a dose-dependant decrease on the mean LPL expression levels of both male and female fish in response to clofibrac acid exposure for 3 weeks. In the male fish at both doses of clofibrac acid, significant differences were seen when compared to the controls ( $p < 0.03$  and  $0.01$ ). In the case of the females, there was a significant difference between the control and highest dose only of clofibrac acid ( $p < 0.01$ ).



**Figure 6.6: Mean relative levels of G6PDH (normalised to  $\beta$ -actin) in the livers of female and male adult fathead minnow exposed to Clofibrac acid at two different concentrations in Experiment 5.** Data are expressed as mean  $\pm$  SEM. Where  $p < 0.03$  and  $p < 0.01$  for male fish exposed to  $10\mu\text{g}$  and  $1\text{mg}$  per litre concentrations, respectively.

The results presented in Figure 6.6 show the mean expression levels of G6PDH after exposure to different concentrations of clofibrac acid. The results indicate that in the male fish there was a statistically significant dose-related decrease in mean G6PDH levels with increasing exposure to clofibrac acid. In the females, however, no difference was seen with exposure to clofibrac acid.



### **6.3.2.1 Summary of the results from Experiment 5**

In summary, the results obtained in Experiment 5 indicate that clofibric acid had significant effects of the levels of expression of LPL in both males and females (with less effect at lower concentrations in the females). These results differ from the results from Experiment 4, where a possible up-regulation was seen in the males and no effect was seen in the females. However, this up-regulation was not significant, and the number of males used in Experiment 5 were higher and therefore may give be a better representation of the effect of clofibric acid on this gene (although the numbers of females used were much lower than in Experiment 4).

The mean expression levels of G6PDH were unaffected in female fish exposed to clofibric acid in Experiment 5, however, in the males there was a significant decrease in response to both concentrations of clofibric acid. In this case the results from the males agree very well with the results from the females from Experiment 4 (where a significant decrease was also seen). However, unlike the previous experiment, there were no significant differences seen in the expression levels in females (although the numbers of fish were lower). The apparent difference in the response of the males may be seen due to the fact that the numbers of fish Experiment 5 were higher than in Experiment 4.

## **6.4 General summary of the effects of clofibric acid on gene expression in the fathead minnow**

The results presented in Chapter 6 indicate there are definite effects of clofibric acid exposure on levels of gene expression in the fathead minnow. It can be seen, however, that there are differences in the results between the two

experiments, although they were both carried out in the same way. The only obvious differences between experiments were in numbers of fish used and the sex ratio within each tank (~5:1 females: males in Experiment 4 and 1:1 in Experiment 5). The importance of this is discussed below.

The LPL results in Experiment 4 indicate that the levels of expression were not significantly different in the males or females exposed to clofibric acid, however, there was an indication in the males of a slight upward trend. On the other hand, in Experiment 5, there were significant and dose-dependant decreases in the males and females exposed to clofibric acid. It is considered that the results from the female fish in Experiment 4 are probably more reliable, as the numbers were higher and therefore there was less variability, whereas with the males, the numbers were lower and may be less reliable than those obtained in Experiment 5. Additionally, these differences in effect on LPL expression between experiments may be explained by the sex ratio of the fish in each experiment. In Experiment 5, there were higher numbers of male fish within each tank and consequently more likelihood of the female fish being encouraged to spawn more regularly, therefore inducing more reproductive cycles and consequently more fluctuations in the vitellogenin production/oogenesis. It has previously been shown that the levels of LPL expression change in the ovary during oogenesis (Kwon *et al*, 2001) and this may be true for LPL of the liver also; this could account for the relatively high variability between fish seen within Experiment 5.

Fibrates have been previously shown to raise LPL expression in rats (Staels and Auwerx, 1992) and female mice (Toda *et al*, 2003), although no induction has been shown in rabbits (Alegret *et al*, 1998), and in fact a decrease in LPL expression has been noted previously in hamster hepatocytes after



exposure to a fibric acid (Guo *et al*, 2001). Alegret *et al* (1998) suggest that the differences seen may be explained by inter-species differences in peroxisome proliferation.

It was noted in both experiments that the levels of expression of G6PDH were higher in males than females, and this agrees with the results of Winzer *et al* (2002), who found that male fish generally show higher G6DPH activity than females. In Experiment 4, the levels of G6PDH were significantly down-regulated in female fish and seemed to be unaffected in male fish exposed to clofibrac acid at 1mg/l. However, the results obtained in Experiment 5 show a significant decrease (which was dose-dependant) in the expression levels of G6PDH of male fish, and the female fish in this case seem to be unaffected. Again, as with the LPL results, the numbers of females used in Experiment 4 were higher and consequently results may therefore be more of a true representation of the effects of clofibrac acid on the female fish. The males, however, have higher numbers in Experiment 5, and these results also agree with the significant results found in the female and the slight decrease seen in the males from Experiment 4.

G6PDH activity has previously been shown in male rats exposed to clofibrac acid to be decreased (Cleary *et al*, 1987), however, they do state that there have been no consistent effects previously seen on G6PDH activity. Winzer *et al* (2002) showed a decrease in the level of G6PDH in female flounder hepatocytes with exposure to xenobiotics, and Bucher, *et al*, (1993) also observed a reduction in G6PDH activity in bullheads exposed to paper mill effluent (however sex was not specified). G6PDH in female flounder has been previously shown to be inhibited by their levels of 17- $\beta$ -oestradiol, although the mechanisms of action are not clearly identified yet (Winzer *et al*, 2002), and this



inhibitory effect of oestradiol is probably the reason that G6PDH levels are on average lower in females compared to males. It may also explain why no effects were seen in Experiment 5, while a significant effect was seen in Experiment 4: the fish were more likely to be spawning with the presence of more males, which might lead to higher, and more fluctuating 17- $\beta$ -oestradiol levels. This would lead to more variable G6PDH levels, which could potentially 'mask' any effects of drug exposure in this experiment.

A reduction in G6PDH level increases an organism's susceptibility to xenobiotics, and this may result in the decreased production of NADPH, which is necessary for biosynthetic reactions or biotransformation activities (Winzer *et al*, 2002). This makes females far more susceptible to xenotoxicity, as they also need NADPH for the production of VTG.

In conclusion, it can be seen from these experiments that significant effects of clofibric acid, at different concentrations, occurred on the levels of expression of selected genes. Generally, the effect of clofibric acid seems to be to reduce the expression of LPL and G6PDH in the liver of exposed fish. However, these were not completely reproduced in each experiment, and possible reasons for this have been discussed. The results nevertheless highlight the need for further investigation, taking into account sex ratios, spawning and E2 levels. It may also be informative to look at tissue-specific effects of clofibric acid exposure, as only levels in the liver were measured in these experiments.



# Chapter 7: General Discussion



It is now well established that pharmaceuticals and synthetic chemicals from personal care products are being released into the environment. The exact effects that each drug has (both individually and in combination) on ecosystems, biota, and humans, however, are not understood. It is therefore clear that much more research is critically needed.

Prior to the work reported in this thesis, there were no known experiments (excluding basic toxicological studies) carried out to look at the effects of clofibric acid or clofibrate on lipid metabolism in fish.

In 2001, Pfluger and Dietrich asked a pertinent question, as to whether clofibric acid can adversely affect cholesterol synthesis, and thus steroidogenesis, and consequently influence endocrine regulation, in aquatic species. Given the complexity of lipid metabolism and its pathways, there may potentially be various mechanisms that could make fish susceptible to exposure to clofibric acid. The results obtained in this thesis suggest that clofibric acid may have complex effects, reflecting several different mechanisms of action at various stages of lipid metabolism. Effects of fibrates on mammals have been seen from the physiological level down to the molecular levels. The chapters within this thesis have presented the first evidence (albeit preliminary) of clofibric acid having effects on both adult and embryo fish, at various levels of organisation.

The studies I conducted involved two different species, and for one of these species, fish of different ages. None of the results I obtained (perhaps with the exception of those concerned with spermatogenesis and some of those involving gene expression) showed major, very pronounced effects of clofibric acid. Further, although some of the effects I observed might have been what I expected if the drug had the same effects (through the same mechanisms) in



fish as it does in mammals, these effects were not always reproducible, raising a question mark as to their robustness. However, my research does show that there are effects of clofibric acid in fish on pathways which were not only previously unexpected (for example, steroidogenesis and spermatogenesis), but which may potentially have a much larger impact on the viability of fish populations. These effects all occurred at concentrations of clofibric acid below those previously shown to have any biological effects on fish.

It may be the case, however, that the seemingly minor effects I found were not statistically significant purely because of the sensitivity of methodologies employed for determining these relatively small differences, rather than them not actually being due to real effects. Consider, for example, the effects of clofibric acid on lipid metabolism in mammals. The effects on lipid levels in humans (a reduction of the concentration of triglycerides by 30-60% and cholesterol by 20-25%) are changes seen in people who have elevated levels in the first place. It is this group of people who take fibrates. Investigating these effects in a different organism, with different levels and route of exposure, and in one whose lipid levels are not elevated above normal by disease, is a completely different scenario - (although it has been shown that in hamsters with normal lipid levels there are significant decreases in both cholesterol and triglyceride levels (Guo *et al* 2001)). In fish, which have been shown to be hyperlipidemic and hypercholesterolemic (when compared with human standards), the effect of clofibric acid on triglyceride and cholesterol levels may be lower than in humans, and as such may be close to or below the sensitivity of the assays employed.

Another point to consider is whether these minor effects of clofibric acid on fish are genuinely minor, or is it possible that the doses I used produced



effects that are just at the bottom of the dose response curve, in which case increasing the dose would increase the magnitude of those effects. And if so, are the higher doses environmentally relevant? Further work is needed to assess these possibilities.

The most significant results from this thesis must be put into context of any relevant previous literature. The reduction in sperm production and steroid synthesis have shown that fish exposed to clofibric acid are deleteriously effected. Similarly to this, studies previously have reported reduced libido and impotence in humans (Martindale, 1999), perhaps due to a reduction in sex steroids, as well as arrested spermatogenesis in dogs and monkeys (Schulman *et al*, 2002). Phthalates (also PPs) have also been shown to induce pathological changes in rodents, and other fibrates have been shown to alter gene expression in Leydig cells of rats, and inhibit progesterone synthesis in human cell lines (Gazouli, *et al*, 2002). In mice Bezafibrate has also been shown to exhibit antiandrogenic properties (Gazouli, *et al*, 2002). The fact that the same results were found in fish and mammals, and even that the potential mechanism (the reduction in testosterone) is the same for fish and mammals, provides much stronger evidence that these are true effects in fish. However, the more expected and well-characterised therapeutic effects that Clofibric acid has in humans and mammals (namely the raising of HDL/reduction in triglyceride and cholesterol, etc) have not been found in this study. The failure to reproduce these effects in fish may highlight true biological differences between fish and mammals, or may be purely due to differences in routes of entry.



Upon reflection, what would I do differently if I were to start my PhD now? I would probably start my studies at the molecular level, using a larger range of concentrations for the exposure experiments – to determine if there were dose-related effects of exposure to clofibric acid. I would also probably more clearly establish the base-line values of the parameters of interest, and their inter-individual variability, before exposing any fish to the drug of interest. For example, more knowledge of the normal levels of cholesterol, triglyceride and lipoproteins in fish, and to what degree and why these change, would have helped a lot in both experimental design and the interpretation of results. More established techniques to measure these parameters would have also been very useful. It is important, however, to remember that assessment of the effects of specific drugs is complicated by their mechanisms of action – which show species-, tissue-, and sometimes cell-specific effects. Consequently, those effects seen in one species may not be seen in others.

It is always very easy to say in hindsight what one would have done differently – however, I believe that the choices I made at the time were correct. They have provided thought-provoking results that can, in the future, be used to take this piece of science further.

I have shown significant effects on a number of very important endpoints, in both adults and embryos, during fixed-term exposures. There is no way of estimating by how much these changes might be magnified over time and successive generations, or what cumulative effect they may have over the entire lifecycle, and consequently what effect they will have on overall fitness. It may be that pronounced effects occur only at high (environmentally unrealistic) concentrations of clofibric acid, but nevertheless much lower (environmentally



realistic) concentrations may still produce significant effects which, although small, could still be important (and adverse).

It is interesting that work designed to ascertain the impact of environmental levels of clofibric acid on fish has highlighted the need to reconsider the impact of these same levels on man (particularly as the drug has been shown to be present in drinking water): what effect will it be having on our young men's sperm counts, and on unborn embryos? Although such statements may seem unnecessarily alarmist to some, others would not dismiss the possibility that low level, but constant, exposure of people might affect some of them (especially in the light of the continued decline of human sperm counts).

In summary, some effects of clofibric acid on fish have been determined, although further, more in-depth studies are required to determine if these effects are reproducible. Multigenerational studies would ideally be carried out, to determine if clofibric acid has any population effects. The fact that effects have been observed when clofibric acid concentrations were well below the previously determined NOEC and LOEC levels, indicates that populations in the wild could well be affected. Long-term exposure to seemingly low concentrations may be very harmful, causing sublethal effects manifested in later generations.

It is important, also, to consider that it may not be exposure to an individual drug which causes a population decline – aquatic organisms are probably never exposed to just one drug (such as clofibric acid), but instead receive simultaneous exposure to a poorly defined, complex mixture of many drugs. I investigated the effects of just one drug, but in the future I hope research will lead to the determination of the effects of the cocktail of drugs fish that are exposed to. These drugs in combination with even more complex



multiple stressors such as disease, predation or competition and habitat destruction, need to be considered, to assess if these individual contributors add to the overall stress a population can be under.

It is clear from the results of the embryo experiment that further work must be carried out to further characterise and quantify the effects that were reported here and ascertain if the effects could be detrimental at the population level. It would be sensible to examine where exactly clofibric acid is located when it is taken up by the egg/embryo. This could be done by using radio-labelled (or dye-conjugated) clofibric acid. Another interesting parameter to look at, in light of the differences in yolk opacity observed, would be the changes (if any) in the lipid profile within the developing embryo yolk; this could be done using gels (similar to the ones used in the adult experiments). Using histological techniques, the development of the spleen could also be examined (i.e. examining changes in sinusoid space, as was done by Handy *et al*, 2002), or by determining white blood cell counts, to see if there is any effect on the immune response with exposure to clofibric acid.

Perhaps the most important endpoints for further study, in view of the results obtained, would be to look at the effects of clofibric acid on gene expression in embryos after exposure to clofibric acid, specifically looking at genes (especially G6PDH) involved in lipid metabolism (for example, acyl CoA, APO E, and A1) and the detoxification pathways (e.g. cytochrome p450 genes). Changes in gene expression in the embryo would be expected to have pronounced effects, as they will be occurring during development, when the embryo is extremely sensitive and gene expression is consequently tightly regulated.

The results from the adult studies also highlight the need for further investigation. It would be interesting to ascertain the reproductive effects of the



lowering of the testosterone and sperm counts, and consequently a pair breeding experiment would be useful to determine if there were any effects on fertility, by measuring the numbers of eggs spawned/fertilised. The sperm quality could be further assessed by measuring sperm motility and viability using the Computer Assisted Sperm Analysis (CASA) system (Hobson Sperm tracker; Kime *et al*, 2001). Additionally, gonads of both sexes could also be examined histological to determine if the decreased sperm count is due to any gross effects on cellular organisation (such as abnormal development of Leydig, Sertoli and germ cells, for example). The effect of clofibric acid on the next generation could also be assessed – by looking at juveniles, which were spawned, hatched, and 'grown on' in the presence of clofibric acid.

It could also be very important to look in more detail at the molecular level. As well as looking at other genes involved in lipid metabolism (see above), it might be very informative to also look at the genes involved in spermatogenesis and steroid metabolism. An extremely powerful way of doing this would be to use DNA microarrays to quantify changes in gene expression using RNA extracted from exposed versus non-exposed fish. In this way, changes in expression of thousands of genes, including whole biochemical pathways, can be assessed at the same time, allowing multiple mechanisms in many different pathways to be identified rapidly and efficiently.

It is true also that the experiments described in this thesis were conducted somewhat unrealistically (in an environmental sense), since only a single compound was assessed. In reality, wildlife are often exposed to multiple concentrations of many pollutants with multiple mechanisms of action. Therefore, once reproducible effects have been established, mixture effects could be assessed.



With respect to pharmaceuticals in the environment, it is now clear that the most important conclusion is that an improvement in the clearance of these drugs from the environment is essential. Although costly, removal/degradation of these contaminants biologically or chemically during wastewater treatment is required, to reduce their concentrations in effluents discharged into the aquatic environment. This, in turn would reduce the long-term and largely unknown cost not only to wildlife, but also ourselves.



# Personal Publications

Although none of the research reported in this thesis has currently been published as papers, I intend to write a paper or two, based on the most convincing results, in the near future.

## PAPERS

Harries, J.E., Runnalls, T, Hill, E., Harris, C.A., Maddix, S, Sumpter, J.P., Tyler, C.R. (2000) Development of a reproductive performance test for endocrine disrupting chemicals using pair-breeding fathead minnows (*Pimephales promelas*). *Environmental Science and Technology*, 34: 3003-3011.

Handy, R.D, Runnalls, T, Russell, P.M. (2002) Histopathologic biomarkers in three-spined sticklebacks, *Gasterosteus aculeatus*, from several rivers in Southern England that meet the freshwater fisheries directive. *Ecotoxicology*, 11(6):467-79.

Van Aerle, R., Runnalls, T.J., Tyler, C.R. (2004) Ontogeny of gonadal sex development relative to growth in fathead minnow. *Journal of Fish Biology*, 64(2): 355-369.

Brian, J.V., Harris, C., Scholze, M., Backhaus, T., Booy, P., Lamoree, M., Pojana G., Jonkers, N., Runnalls, T., Bonfa, A., Marcomini, A. and Sumpter, J.P. (2005) Prediction Of The Response Of Freshwater Fish To A Mixture Of Estrogenic Chemicals. *Environmental Health Perspectives*, 113 (6): 721-728.

## MEDIA INTEREST IN MY RESEARCH

Steve Farrar (2004) Cast-off drugs harm wildlife. *The Times Higher Education Supplement*. 21<sup>st</sup> May 2004.

## POSTERS

Runnalls, T.J. and Sumpter J.P., (2004) Pharmaceuticals in the Environment – the effect of Clofibric acid on fish. SETAC Europe, 14<sup>th</sup> Annual Meeting, Prague, Czech Republic.

Brian, J.V., Harris, C., Scholze, M., Backhaus, T., Booy, P., Lamoree, M., Pojana, G., Bonfa, A., Runnalls, T., Marcomini, A., Sumpter, J. (2004) Assessing the joint action of estrogenic chemicals in freshwater fish. SETAC Europe, 14<sup>th</sup> Annual Meeting, Prague, Czech Republic.

Van Aerle, R., Runnalls, T., Pounds, N., Hutchinson, T., Maddix, S., and Tyler, C.R. (2000) Endocrine disruption: back to basics. 3rd SETAC World Congress, Brighton, United Kingdom.



Van Aerle, R., Runnalls, T.J., and Tyler, C.R. (2000) Gonadal Sex differentiation in fathead minnow, *Pimephales promelas*. 4th International Symposium on Fish Endocrinology, Seattle, Washington, USA.

Tyler, C.R., Hutchinson, T., Harries, J., Runnalls, T., Pounds, N., Maddix, S., van Aerle, R., Harris, C., and Sumpter, J.P. (1999) Reproductive effects of environmental estrogens in the fathead minnow (*Pimephales promelas*). SETAC 20th Annual meeting, Philadelphia, PA.





# PHARMACEUTICALS IN THE ENVIRONMENT

## - the effects of clofibric acid on fish



Tamsin Runnalls and John Sumpter

Ecotoxicology Research Group, Department of Biological Sciences, Brunel University, Uxbridge, Middlesex, UB8 3PH, UK

Tamsin.Runnalls@Brunel.ac.uk

### Abstract

Pharmaceuticals in the aquatic environment are an emerging issue and the risks they pose are mostly unknown. We have been studying possible effects of clofibric acid, the major metabolite of a lipid-lowering drug, in fish. These were investigated using different experimental approaches and endpoints. When fathead minnow embryos were exposed to clofibric acid, effects were seen on eggshell, time to hatch, hatchability, mortality and viability. Adult fathead minnow were similarly exposed and, in females, significant effects on liver size and HDL cholesterol were observed. The action of clofibric acid on gene expression was also examined: Glucose-6-Phosphate Dehydrogenase (G6PDH) mRNA was significantly down-regulated in females, whilst Lipoprotein Lipase (LPL) mRNA appeared to be up-regulated in males. Vitellogenin (VTG) gene expression decreased, whereas eggshell protein (ZP3) mRNA levels remained unchanged. Clofibric acid also had a significant effect on sperm count in exposed fish; this may be, in part, due to a decrease in plasma testosterone concentration (also reduced in exposed fish). These results show that clofibric acid may have detrimental effects on fish populations.

### Introduction

Various classes of prescription drugs have been detected at concentrations up to  $\mu\text{g/l}$  levels in sewage, surface and ground water. They include steroids, anti-inflammatory, anti-cancer, lipid regulators, anti-epileptic, antibiotics and painkillers. Little is currently known about the environmental impact of these drugs. As they are developed to have a biological effect, their potential to cause effects within the environment is great.

**Clofibric acid (CA)** is the major metabolite of the lipid-lowering drugs Clofibrate, Etofibrate and Etofyllinclofibrate. It is non-biodegradable, very persistent and frequently found at  $\mu\text{g/l}$  concentrations in the environment. CA was originally detected in the environment as a consequence of the routine analysis for acidic pesticides, and has since been frequently detected in surface waters, ground waters, sewage effluent and even drinking waters.

### Materials and Methods

Exposure studies were carried out using both adult and embryo fathead minnow (figure 1) to determine the effects of CA.

**Adults**: various assays were employed to determine potential effects of CA (nominal concentrations: 1mg/l and 10  $\mu\text{g/l}$ ):

- Serum was run on agarose gels (HYDRAGEL HDL/LDL cholesterol kit - SEBIA) and visualised using a cholesterol specific enzymatic method. Quantification of HDL cholesterol within lipoproteins was achieved using densitometry
- Livers and gonads from exposed and control female fish were used to determine VTG and ZP3 mRNA levels respectively, using Hybridisation Protection Assays (MLT, Cardiff)
- Sperm counts were carried out on male gonads
- Plasma was analysed for levels of testosterone using a radioimmunoassay
- Quantitative real-time RT-PCR was performed on livers samples using Qiagen QuantiTect SYBR green RT-PCR kit to compare expression levels of LPL and G6PDH mRNAs between control and dosed fish

**Embryos**: various end points were monitored including time to hatch, hatchability, mortality and viability when exposed to 1mg/l, 1  $\mu\text{g/l}$  and 1 ng/l CA.



Figure 1: The fathead minnow (*Pimephales promelas*): males are the larger and darker fish, whereas the females are smaller and lighter

### Results and Discussion

**Adults:**

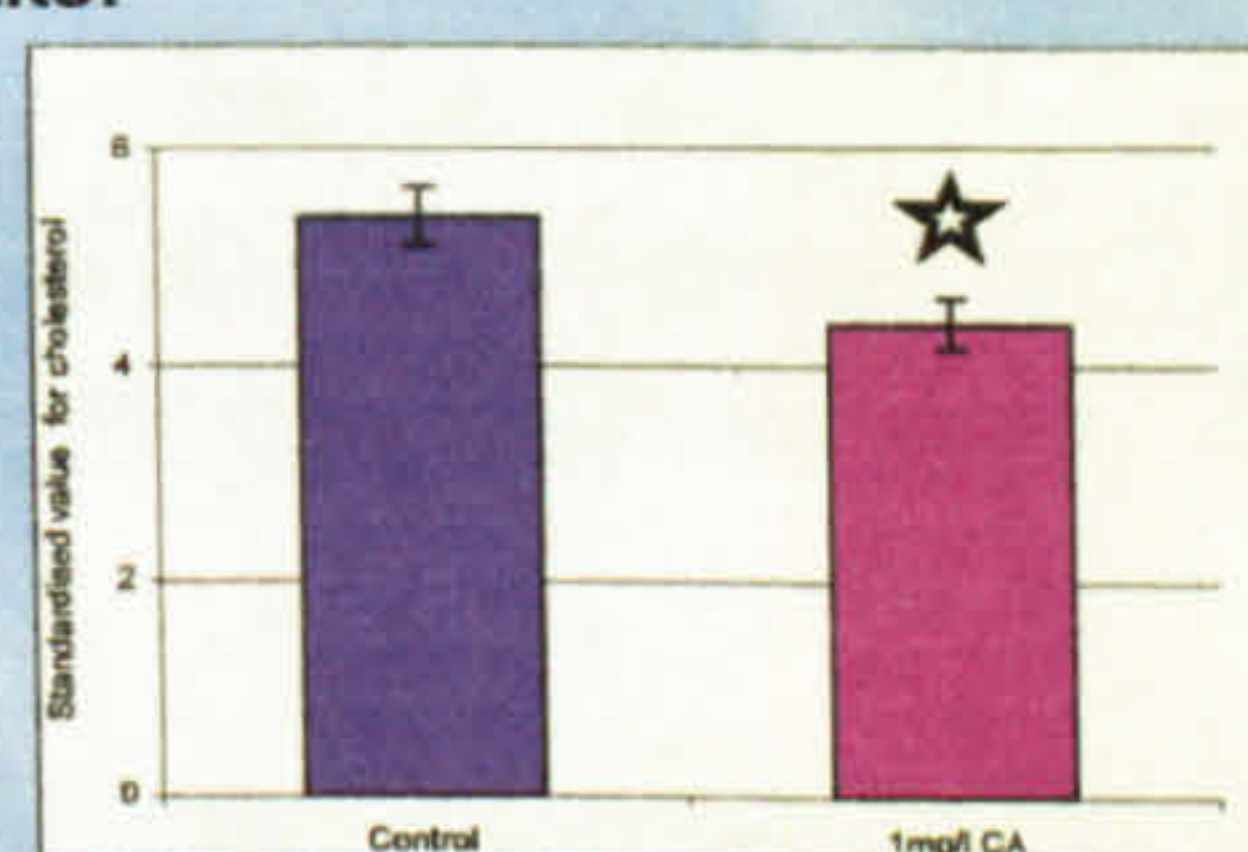


Figure 2: Effect of clofibric acid on HDL cholesterol levels in females ( $p=0.006$ )

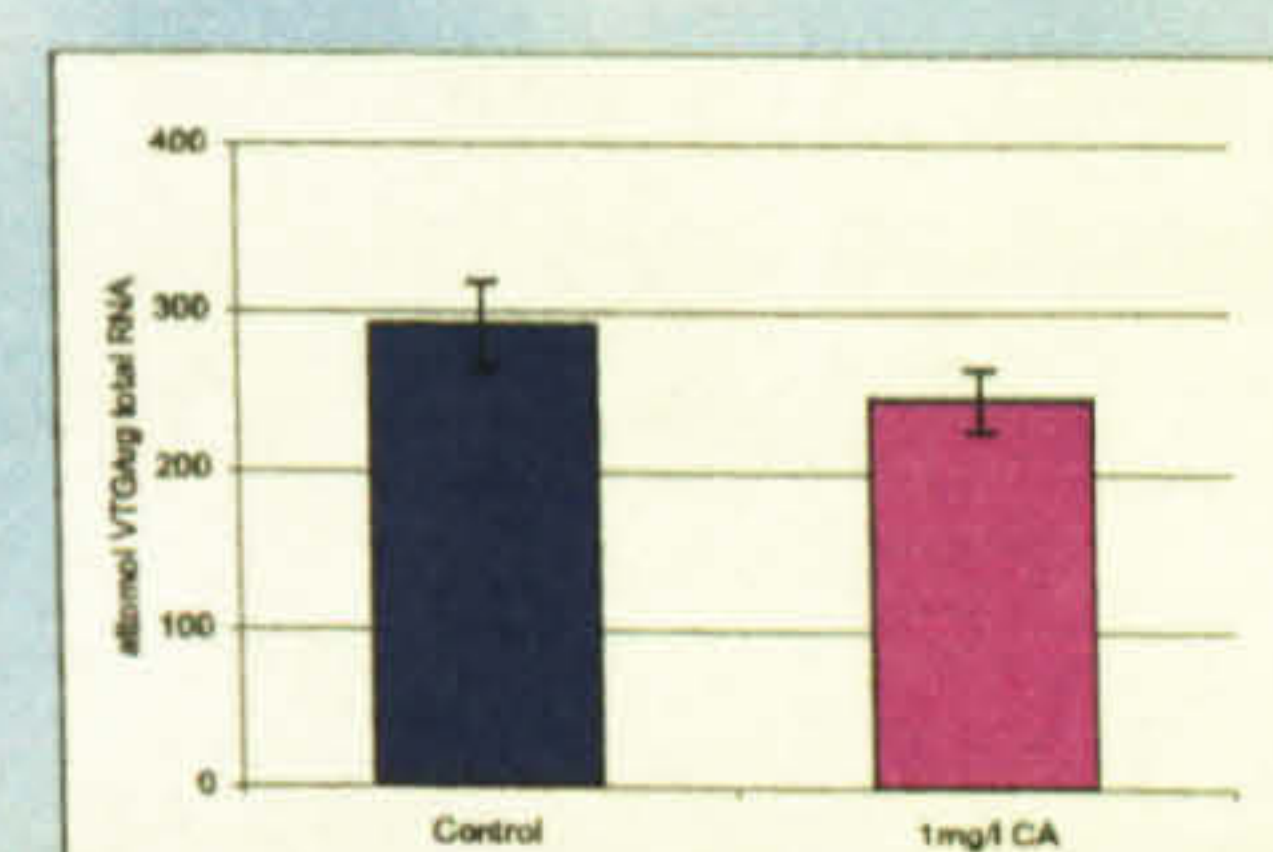


Figure 3: Effect of clofibric acid on VTG mRNA levels in females

>Significant effects on HDL cholesterol in lipoproteins were observed in females (figure 2)

>Vitellogenin (VTG) gene expression in females decreased (figure 3), although not significantly, whereas eggshell protein (ZP3) mRNA levels in females remained unchanged (data not shown)

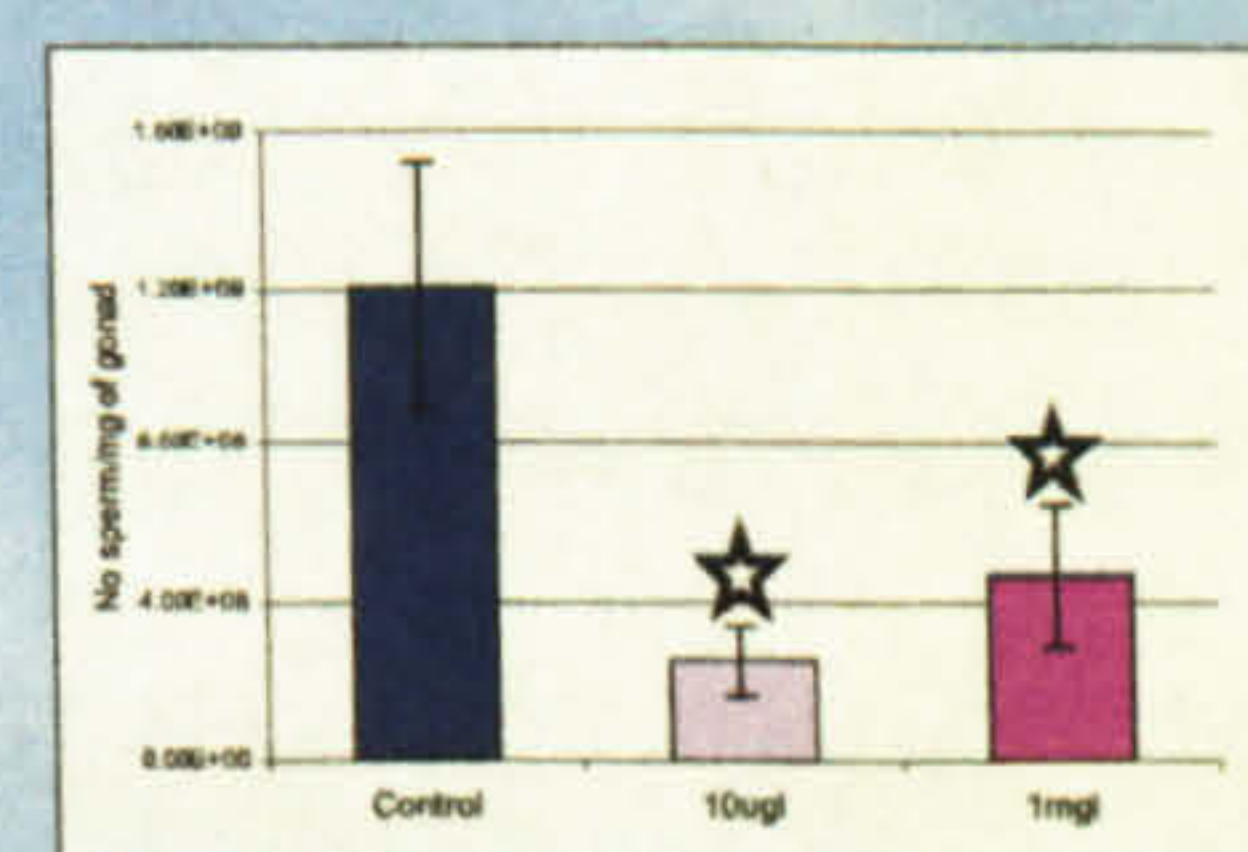


Figure 4: Effect of clofibric acid on sperm counts of males ( $p=0.01$  and  $0.04$ )

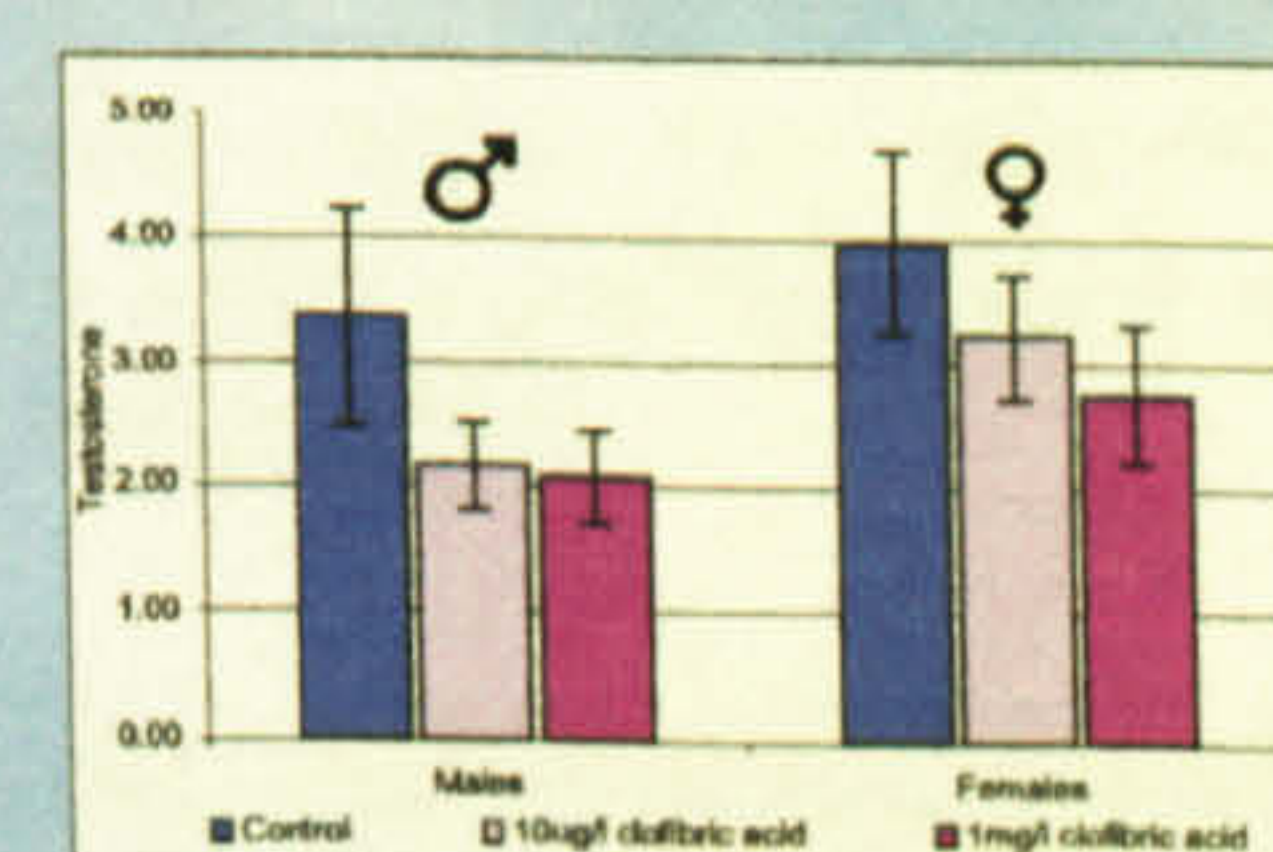


Figure 5: Effect of clofibric acid on plasma testosterone levels in males and females

>Significant effects on sperm count in exposed fish were seen (figure 4); this may be, at least in part, due to a decrease in plasma testosterone concentration in dosed fish (figure 5)

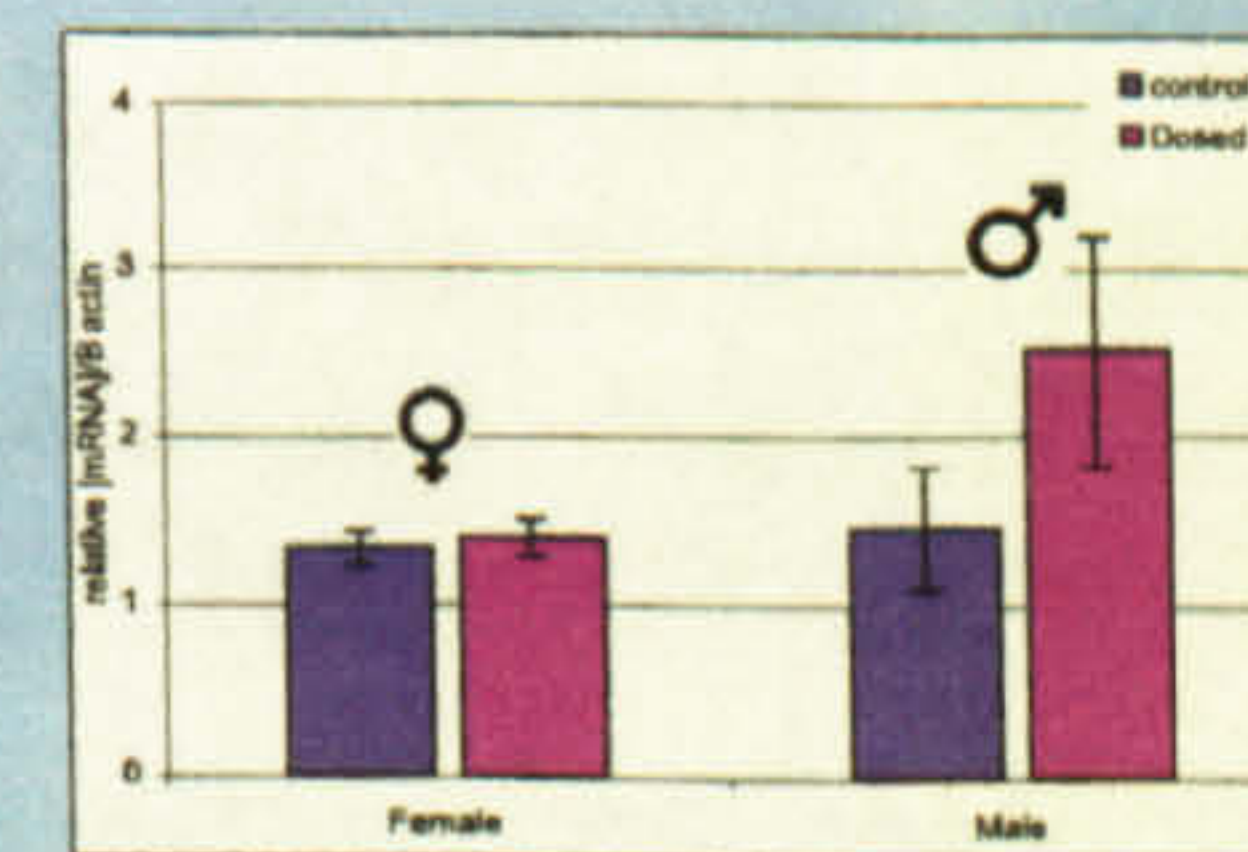


Figure 6: Effect of 1mg/l clofibric acid on LPL mRNA levels

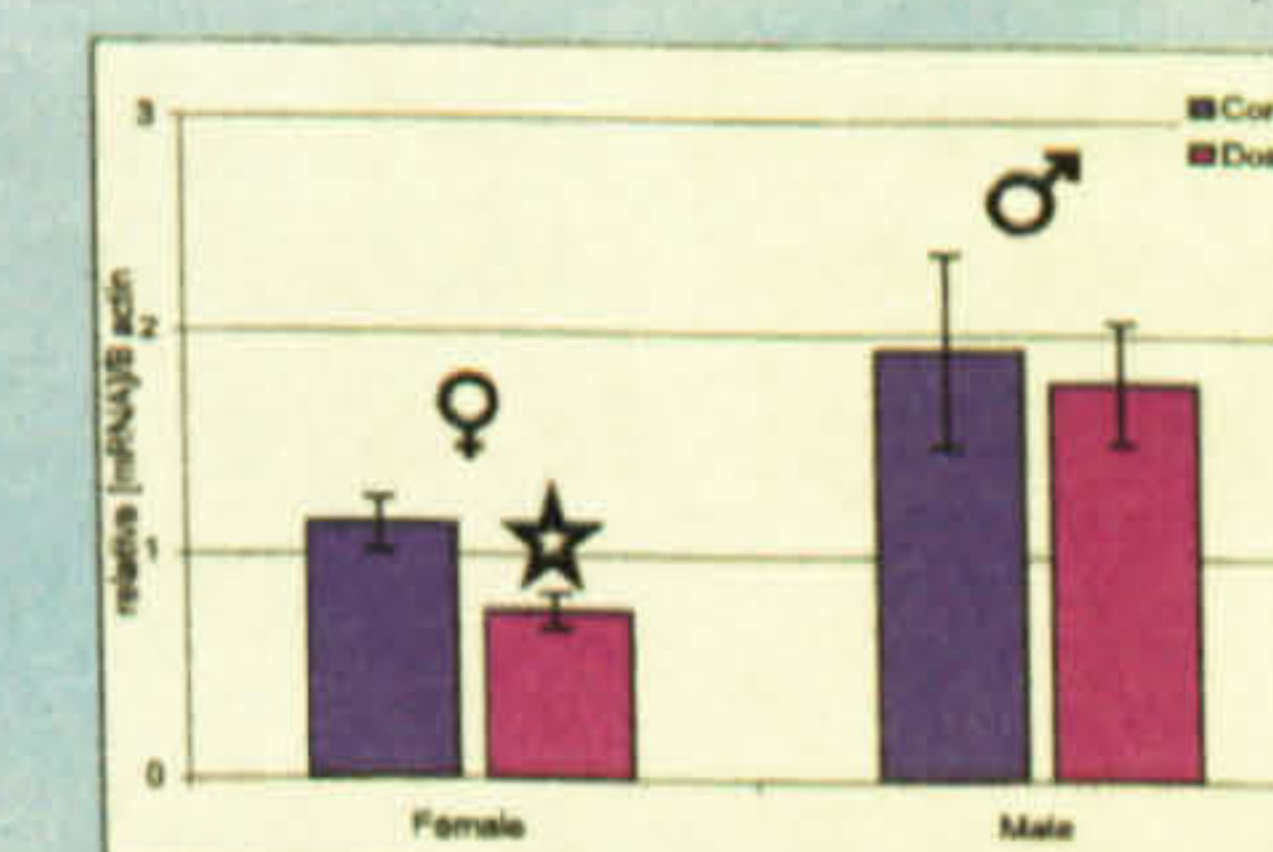


Figure 7: Effect of 1mg/l clofibric acid on G6PDH mRNA levels ( $p=0.01$ )

>Effects on gene expression: LPL mRNA appeared to be up-regulated in males (figure 6), whilst G6PDH mRNA was significantly down-regulated in females (figure 7)

>Significant effects were seen on HSI in females (data not shown)

**Embryos:**

>Effects were also observed on egg shell, time to hatch, hatchability, mortality and viability (data not shown)

As can be seen, significant effects have been found at relatively low doses (further work needs to be carried out to establish the LOECs for these endpoints)

### Conclusions

- Although these are preliminary findings, they indicate a trend, and perhaps a sex-specific effect in some cases. The presence of clofibric acid in the aquatic environment may have effects not only at a physiological level but also at the molecular level.
- In mammals, Clofibrate is known to reduce elevated plasma concentrations of triglycerides by 30-60% and, to a lesser extent, cholesterol (by 20-25%). It has been found to do this by acting through PPAR receptors to alter expression of a number of genes - we have quantified the degree of expression of two of these genes (Lipoprotein Lipase and Glucose-6-Phosphate Dehydrogenase) in fathead minnow and have shown that this mechanism of action may also pertain to fish.
- This work shows that clofibric acid has the potential to have significant effects on all stages of fish development, the cumulative effect of which may have a profound effect on fish fitness when chronically exposed in the natural environment.

Acknowledgements: Molecular Light Technologies, Cardiff for HPA kits, Sue Maddix (Brunel) for radioimmunoassay



# REFERENCES

- Aherne, G.W. and Briggs, R. (1989).** The relevance of the presence of certain synthetic steroids in the aquatic environment. *J. Pharm. Pharmacol.* 41:735-736.
- AHFS (2000).** American Hospital Formulary Service - Drug Information. Bethesda, MD, USA, American Society of Hospital Pharmacists, Inc.
- Alder, P., Steger-Hartmann, Th., Kalbfus, W. (2001).** Distribution of natural and synthetic estrogenic steroid hormones in water samples from southern and middle Germany. *Acta Hydrochim. Hydrobiol.* 29: 227-241.
- Alegret, M., Verd, J.C., Diaz, C., Hernandez, G., Adzet, T., Sanchez, R.M., Laguna, J.C. (1998).** Effect of hypolipidemic drugs on key enzyme activities related to lipid metabolism in normolipidemic rabbits. *Eur. J. Pharmacol.* 347: 283-291.
- Allain, C. C., Poon, L.S., Chan, C.S.G., Richmond, W., Fu, P.C. (1974).** Enzymatic determination of total serum cholesterol. *Clinical Chemistry* 20: 470-475.
- Ando, S. and Matsuzaki, M. (1996).** A unique lipoprotein profile found in the plasma of cultured Japanese eel *Anguilla japonica*: very low density lipoprotein, but not high density lipoprotein, is the main component of plasma. *Fish Physiology and Biochemistry* 15(6): 469-479.
- Arukwe, A., Knudsen, F.R., Goksoyr, A. (1997).** Fish *Zona radiata* (Eggshell) Protein: A sensitive Biomarker for Environmental Estrogens. *Environ. Health Persp.* 105(4): 418-422.
- Ashby, J., Lefevre, P.A., Odum, J., Tinwell, H., Kennedy, S.J., Beresford, N., Sumpter, J.P. (1997).** Failure to Confirm Estrogenic Activity for Benzoic Acid and Clofibrate: Implications for lists of Endocrine Disrupting Agents. *Regul. Toxicol. Pharm.* 26: 96-101.
- Auwerx, J., Schoonjans, K., Fruchart, J-C., Staels, B. (1996).** Transcriptional control of triglyceride metabolism: fibrates and fatty acids change the expression of the LPL and apo C-III genes by activating the nuclear receptor PPAR. *Atherosclerosis* 124: 29-37.
- Ayscough, N.J., Fawell, J., Franklin, G., Young, W. (2000).** Review of Human Pharmaceuticals in the Environment. Bristol, UK, Environment Agency.
- Babin, P.J. and Vernier, J.M. (1989).** Plasma lipoproteins in fish. *J. Lipid Res.* 30: 467-489.



- Baker, V. A., Harries, H.M., Waring, J.F., Duggan, C.M., Hong, A.N., Jolly, R.A., Yoon, L.W., De Souza, A.T., Schmid, J.E., Brown, R.H., Ulrich, R.G., and Rockett, J.C. (2004).** Clofibrate-Induced Gene Expression Changes in Rat Liver: A Cross-Laboratory Analysis Using Membrane cDNA Arrays. *Environmental Health Perspectives* 112(4): 428-438.
- Baronti, C., Curini, R., D'Ascenzo, G., Di Corcia, A., Gentili, A., Samperi, R. (2000).** Monitoring natural and synthetic estrogens at activated sludge sewage treatment plants and in a receiving river water. *Environ. Sci. Technol.* 34(24): 5059-5066.
- Belfroid, A.C., Van der Horst, A., Vethaak, A.D., Schafer, A.J., Rijs, G.B.J., Wegener, J., Cofino, W.P. (1999).** Analysis and occurrence of estrogenic hormones and their glucuronides in surface water and wastewater in the Netherlands. *Sci. Total Environ.* 225: 101-108.
- Billard, R., Breton, B., Richard, G. (1981).** On the inhibitory effect of some steroids on spermatogenesis in adult rainbow trout (*Salmo gairdner*). *Can. J. Zool.* 59: 1479-1487.
- Blane, G.F. (1987).** Comparative Toxicity and safety profile of fenofibrate and other fibric acid derivatives. *Am. J. Med.* 83(5B): 26-36.
- Borg, B. (1994).** Androgens in Teleost Fishes. *Comp. Biochem. and Physiol.* 109(c): 219-245.
- Bouwer, E., Reinhard, M., McCarty, P.L. (1982).** Organic contamination behaviour during rapid infiltration of secondary wastewater at the Phoenix 23rd Avenue Project. Stanford, CA, USA, Stanford University: 29-31.
- Boyd, G.R. and Grimm, D.A. (2001).** Occurrence of pharmaceutical contaminants and screening of treatment alternatives for southeastern Louisiana. *Ann. NY Acad. Sci.* 948: 80-89.
- Bromage, N.R., Jones, J., Randall, C., Thrush, M., Davies, B., Springate, J., Duston, J., Barker, G. (1992).** Broodstock management, fecundity, egg quality and the timing of egg production in the rainbow trout (*Oncorhynchus mykiss*). *Aquaculture* 100: 141-166.
- Brooks, B.W., Foran, C.M., Richards, S.M., Weston, J., Turner, P.K., Stanley, J.K., Soloman, K.R., Slattery, M., La Point, T.W. (2003).** Aquatic toxicology of fluoxetine. *Toxicol. Lett.* 142: 169-183.
- Brooks, S., Tyler, C.R., Sumpter, J.P. (1997).** Egg quality in fish: what makes a good egg? *Rev. Fish Biol. Fisher.* 7: 387-416.
- Bucher, F., Hofer, R., Krumschnabel, G., Doblender, C. (1993).** Disturbances in the prooxidant-antioxidant balance in the liver of Bullhead (*Cottus gobio*) exposed to treated paper mill effluents. *Chemosphere* 27: 1329-1338.



- Buser, H.R., Poiger, T., Muller, M.D. (1998).** Occurrence and Fate of the Pharmaceutical Drug Diclofenac in Surface waters: Rapid Photodegradation in a Lake. *Environ. Sci. Technol.* 32(22): 3449-3456.
- Buser, H.R. and Muller, M.D. (1998).** Occurrence of the Pharmaceutical Drug Clofibric Acid and the Herbicide Mecoprop in various Swiss lakes and in the North Sea. *Environ. Sci. Technol.* 32(1): 188-192.
- Catapano, A.L. (1995).** Fibrates: Modes of Action. In: **Gotto, A.M., Lenfant, C., Catapano, A.L., Paoletti, R.** Multiple risk factors in cardiovascular disease 1:295-306.
- Chapman, M.J. (2003).** Fibrates in 2003: therapeutic action in atherogenic dyslipidaemia and future perspectives. *Atherosclerosis* 171: 1-13.
- Chomczynski, P. and Sacchi, N. (1987).** Single-step method of RNA isolation by acid guanidinium thiocyanate-phenol-chloroform extraction. *Anal. Biochem.* 162(1): 156-9.
- Christensen, F.M. (1998).** Pharmaceuticals in the environment - A human risk? *Regul. Toxicol. Pharm.* 28: 212-221.
- Cleary, M.P., Kasiske, B., O'Donnell, M.P., Keane, W.F. (1987).** Effect of long term clofibric acid treatment on serum and tissue lipid and cholesterol levels in obese Zucker rats. *Atherosclerosis* 66: 107-112.
- Cleuvers, M. (2004).** Mixture toxicity of the anti-inflammatory drugs diclofenac, ibuprofen, naproxen, and acetylsalicylic acid. *Ecotoxicol. Environ. Safety* 59: 309-315.
- Colborn, T., and Clement, C. (1992).** Chemically induced alterations in sexual and functional development: the wildlife/human connection. Princeton, New Jersey, Princeton Scientific Publishing Company, Inc.
- Colborn, T. and Smolen, M.J. (1996).** Epidemiological analysis of persistent organochlorine contaminants in cetaceans. *Environ. Contam. Toxicol.* 146: 91-172.
- Daughton, C.G. and Ternes, T.A. (1999).** Pharmaceuticals and Personal Care Products in the Environment: Agents of Subtle Change? *Environ. Health Persp.* 107(6): 907-939.
- Desbrow, C., Routledge, E.J., Brighty, G.C., Sumpter, J.P., Waldock, M. (1998).** Identification of Estrogenic Chemicals in STW effluent. 1. Chemical Fractionation and in Vitro Biological Screening. *Environ. Sci. Technol.* 32(11): 1549-1558.
- Diaz-Cruz, M.S., Lopez de Alda, M.J., Barcelo, D. (2003).** Environmental behavior and analysis of veterinary and human drugs in soils, sediments and sludge. *Trends Anal. Chem.* 22(6): 340-351.



- Dietrich, D. (2001).** Ecotoxicology Testing: Acute versus Chronic effect. Are extrapolations of acute data to chronic feasible? London, DIA.
- Donohue, M., Baldwin, L.A., Leonard, D.A., Kostecky, P.T., Calabrese, E.J. (1993).** Effect of hypolipidemic drugs Gemfibrozil, Ciprofibrate and Clofibrac acid on peroxisomal  $\beta$ -oxidation in primary cultures of rainbow trout hepatocytes. *Ecotoxicol. Environ. Safety* 26: 127-132.
- Drewes, J.E., Heberer, T., Reddersen, K. (2002).** Fate of Pharmaceuticals during indirect potable reuse. *Water Sci. Technol.* 46: 73-80.
- Eghdamian, B. and Ghose, K. (1998).** Mode of action and adverse effects of lipid lowering drugs. *Drugs of Today* 34(10): 943-956.
- ENDS (2000).** A new focus on drugs in the environment. Hazardous substances No17. E.C. Report.
- Erickson, B.E. (2002).** Analysing the Ignored Environmental Contaminants. *Environ. Sci. Technol.* 36(7): 140-145.
- Ericson, J.F., Laenge, R., Sullivan, D. (2002).** Comment on Pharmaceuticals, hormones, and other organic wastewater contaminants in US streams, 1999-2000: A national reconnaissance. *Environ. Sci. Technol.* 36(18): 4005-4006.
- Fan, L-Q., You, L., Brown-Borg, H., Brown, S., Edwards, R.J., Corton, C. (2004).** Regulation of phase I and phase II steroid metabolism enzymes by PPAR $\alpha$  activators. *Toxicol.* 204(2-3): 109-121.
- Farre, M., Ferrer, I., Ginebreda, A., Figueras, M., Olivella, L., Tirapu, L., Vilanova, M., Barceló, D. (2001).** Determination of drugs in surface water and wastewater samples by liquid chromatography - mass spectrometry: methods and preliminary results including toxicity studies with *Vibrio fischeri*. *J. Chromatog.* 938: 187-197.
- Ferrari, B., Paxeus, N., Giudice, R.L., Pollio, A., Garric, J. (2003).** Ecotoxicological impact of pharmaceuticals found in treated wastewaters: study of carbamazepine, clofibrac acid and diclofenac. *Ecotoxicol. Environ. Safety* 55: 359-370.
- Fielding, M., Gibson, T.M., James, H.A., McLoughlin, K., Steel, C.P. (1981).** Organic micropollutants in drinking water, WRc.
- Fossati, P. and Prencipe, L. (1982).** Serum triglycerides determined colorimetrically with an enzyme that produces hydrogen peroxide. *Clinical Chem.* 28: 2077-2080.
- Garrison, A.W., Pope, J.D., Allen, F.R. (1976).** Identification and analysis of organic pollutants in water. Identification and analysis of organic pollutants in water. C. H. Keith, Ann Arbor Science Publishers Inc: 517-566.



- Gartiser, S., Brinker, L., Erbe, T., Kummerer, K., Willmund, R. (1996).** Contamination of hospital wastewater with hazardous compounds as defined by 7a WHG. *Acta Hydrochim. Hydrobiol.* 24: 90-97.
- Gazouli, M., Yao, Z.X., Boujrad, N., Corton, C., Culty, M., Papadopoulos, V. (2002).** Effect of Peroxisome Proliferators on Leydig Cell Peripheral-type Benzodiazepine Receptor Gene Expression, Hormone-stimulated Cholesterol Transport, and Steroidogenesis: Role of the Peroxisome Proliferator-Activated Receptor $\alpha$ . *Endocrinol.* 143(7): 2571-2583.
- Gilman, C.I., Leusch, F.D.L., Breckenridge, W.C., MacLatchy, D.L. (2003).** Effects of phytosterol mixture on male fish plasma lipoprotein fractions and testis P450scc activity. *Gen. Comp. Endocrinol.* 130: 172-184.
- Golet, E.M., Alder, A.C., Giger, W. (2002).** Environmental Exposure and Risk assessment of Fluoroquinolone Antibacterial Agents in Wastewater and River Water of the Glatt Valley Watershed, Switzerland. *Environ. Sci. Technol.* 36(17): 3645-3651.
- Golet, E.M., Alder, A.C.; Hartmann, A.; Ternes, T.A.; Giger, W. (2001).** Trace determination of fluoroquinolone antibacterial agents in urban wastewater by solid-phase extraction and liquid chromatography with fluorescence detection. *Analy. Chem.* 73(15): 3632-3638.
- Grier, H. J. (1981).** Cellular organisation of the testis and spermatogenesis in fishes. *American Zoologist* 21: 345-357.
- Guo, Q., Wang, P.R., Milot, D.P., Ippolito, M.C., Hernandez, M., Burton, C.A., Wright, S.D., Chao, Y. (2001).** Regulation of lipid metabolism and gene expression by fenofibrate in hamsters. *Biochimica et Biophysica Acta* 1533: 220-232.
- Haasch, M.L., Henderson, M.C., Buhler, D.R. (1998).** Induction of lauric acid hydroxylase activity in catfish and bluegill by peroxisome proliferating agents. *Comp. Biochem. Physiol. C Pharmacol. Toxicol. Endocrinol.* 121(1-3): 297-303.
- Hallare, A.V., Kohler, H.R., Triebkorn, R. (2004).** Developmental toxicity and stress protein responses in zebrafish embryos after exposure to diclofenac and its solvent, DMSO. *Chemosphere* 56(7): 689-666.
- Halling-Sorensen, B., Hotlen Lutzhoft, C., Andersen, H.R., Ingerslev, F.J. (2000).** Environmental risk assessment of antibiotics; comparison of mecillinam, trimethoprim and ciprofloxacin. *Antimicrobial Chemotherapy* 46: 53-58.
- Handy, R. D., Runnalls, T., Russell, P.M. (2002).** Histopathologic Biomarkers in Three Spined Sticklebacks, *Gasterosteus aculeatus*, from Several Rivers in Southern England that Meet the Freshwater Fisheries Directive. *Ecotoxicol.* 11: 467-479.



- Harries, J.E., Sheahan, D.A., Jobling, S., Matthiessen, P., Neall, P., Sumpter, J.P., Tyler, C.R., Zaman, N. (1997).** Estrogenic activity in five U.K. rivers detected by measurement of vitellogenesis in caged male trout. *Environ. Toxicol. Chem.* 16(3): 534-542.
- Harries, J.E., Runnalls, T., Hill, E., Harris, C.A., Maddix, S., Sumpter, J.P., Tyler, C.R. (2000).** Development of a reproductive performance test for endocrine disrupting chemicals using pair-breeding fathead minnows (*Pimephales promelas*). *Environ. Sci. Tech.* 34: 3003-3011.
- Heberer, T.H., Dunnbier, U., Reilich, C.H., Stan, H.J. (1997).** Detection of drugs and drug metabolites in ground water samples of a drinking water treatment plant. *Fresenius Environ. Bull.* 6: 438-443.
- Heberer, T.H., Schmidt-Baumler, K., Stan, H.J. (1998).** Occurrence and distribution of organic contaminants in the aquatic system in Berlin. *Acta Hydroch. Hydrob.* 26: 272-278.
- Heberer, T.H., Verstraeten, I.M., Meyer, M.T., Mechlinski, A., Reddersen, K. (2001).** Occurrence and fate of pharmaceuticals during bank filtration - preliminary results from investigations in Germany and the United States. *Water Resources Update* 120: 4-17.
- Heberer, T.H. (2002).** Occurrence, fate, and removal of pharmaceutical residues in the aquatic environment: a review of recent research data. *Toxicol. lett.* 131: 5-17.
- Heberer, T.H.** Tracking down persistent pharmaceutical residues from municipal sewage to drinking water. Attenuation of Groundwater Pollution by bank filtration. T. Grischek and K. Hiscock, J. Hydrol. (In Press).
- Heberer, T.H. and Stan, H.J. (1996).** Occurrence of polar organic contaminants in Berlin drinking water. *Vom Wasser* 86: 19-31.
- Heberer, T.H. and Stan, H.J. (1997).** Determination of Clofibric Acid and N-(Phenylsulfonyl)-sarcosine in sewage, river and drinking water. *International J. Environ. Anal. Chem.* 67: 113-124.
- Henschel, K.P., Wenzel, A., Diedrich, M., Fliedner, A. (1997).** Environmental Hazard Assessment of Pharmaceuticals. *Reg. Toxicol. Pharm.* 25: 220-225.
- Herrmann, K. (1993).** Effects of the anticonvulsant drug valproic acid and related substances on the early development of the zebrafish (*Brachydanio rerio*). *Toxicol. Vitro* 7(1): 41-54.
- Hignite, C. and Azarnoff, D.L. (1977).** Drugs and drug metabolites as environmental contaminants: chlorophenoxyisobutyrate and salicylic acid in sewage water effluent. *Life Sciences* 20(2): 337-341.



- Hirsch, R., Ternes, T.A., Harberer, K., Kratz, K.L. (1999). Occurrence of antibiotics in the aquatic environment. *Sci. Total Environ.* 225: 109-118.
- Hirsch, R.T., Ternes, T.A.; Haberer, K.; Mehlich, A.; Ballwanz, F.; Kratz, K.L. (1998). Determination of antibiotics in different water compartments via liquid chromatography - electrospray tandem mass spectrometry. *J Chromatography A*(815): 213-223.
- Huggett, D.B., Brooks, B.W., Peterson, B., Foran, C.M., Schlenk, D. (2002). Toxicity of select beta adrenergic receptor-blocking pharmaceuticals ( $\beta$ -blockers) on aquatic organisms. *Arch. Environ. Contam. Toxicol.* 43: 229-235.
- IARC (1996). Clofibrate, IARC Monographs on the Evaluation of Carcinogenic Risks to Humans: Some pharmaceutical drugs. Geneva, Switzerland.
- IARC (1996). (International Agency for Research) Monograph on the Evaluation of carcinogenic Risks to humans. Lyon, France.
- Iijima, N., Kayama, M., Okazaki, M., Hara, I. (1985). Time course changes of lipid distribution in carp plasma lipoprotein after force-feeding with soybean oil. *Bulletin of the Japanese Society of Scientific Fisheries* 51(3): 467-471.
- Ikeuchi, T., Todo, T., Kobayashi, T., and Nagahama, Y. (2001). Two subtypes of androgen and progesterone receptors in fish testes. *Comp. Biochem. Physiol.* 129(B): 449-455.
- Jensen, B.H. and Taylor, M.H. (2002). Lipid transport in female *Fundulus heteroclitus* during the reproductive season. *Fish Physiol. Biochem.* 25: 141-151.
- Jensen, K.M., Korte, J.J., Kahl, M.D., Pasha, M.S., Ankley, G.T. (2001). Aspects of basic reproductive biology and endocrinology in the fathead minnow (*Pimephales promelas*). *Comp. Biochem. Physiol.* C(128): 127-141.
- Jobling, S., Sheahan, D.A., Osborne, J.A., Matthiessen, P., Sumpter, J.P. (1995). Inhibition of testicular growth in rainbow trout (*Oncorhynchus mykiss*) exposed to environmental estrogens. *Environ. Toxicol. Chem.* 15: 194-202.
- Jobling, S., Nolan, M., Tyler, C.R., Brighty, G., Sumpter, J.P. (1998). Widespread sexual disruption in wild fish. *Environ. Sci. Technol* 32: 2498-2506.
- Jones, O.A.H., Voulvoulis, N., Lester, J.N. (2002). Aquatic environmental assessment of the top 25 English prescription pharmaceuticals. *Water Res.* 36: 5013-5022.



- Jos, A., Repetto, G., Rios, J.C., Hazen, M.J., Molero, M.L., del Peso, A., Salguero, M., Fernandez-Freire, P., Perez-Martin, J.M., Camean, A.** (2003). Ecotoxicological evaluation of carbamazepine using six different model systems with eighteen endpoints. *Toxicol. Vitro* 17: 525-532.
- Kagawa, H., Young, G., Adachi, S., Nagahama, Y.** (1982). Estradiol-17 $\beta$  production in Anago salmon (*Oncorhynchus rhodurus*) ovarian follicles: role of the thecal and granulosa cells. *Gen. Comp. Endocrinol.* 47: 440-448.
- Kalbfus, W.** (1997). Belastung bayerischer Gewässer durch Lipidsenker. *Flussbiol* 50: 190-198.
- Kazeto, Y., Place, A.R., Trant, J.M.** (2004). Effects of endocrine disrupting chemicals on the expression of CYP19 genes in zebrafish (*Danio rerio*) juveniles. *Aquatic Toxicol* 69(1): 25-34.
- Kime, D., Van Look, K.J.W., McAllister, B.G., Huyskens, G., Rurangwa, E., Ollevier, F.** (2001). Computer assisted sperm analysis (CASA) as a tool for monitoring sperm quality in fish *Comp. Biochem. Physiol. C* (130): 425-433.
- Kime, D.E.** (1993). Classical and non-classical steroids in fish reproduction. *Reviews Fish Biol. Fisher* 3: 160-180.
- Kime, D.E.** (1999). A strategy for assessing the effects of xenobiotics on fish reproduction. *Sci. Total Environ* 225: 3-11.
- Knickmeyer, R. and Steinhart, H.** (1989). On the distribution of polychlorinated biphenyl congeners and hexachlorobenzene in different tissues of dab (*Limanda limanda*) from the North Sea. *Chemosphere* 19: 1309-1320.
- Kolpin, D.W., Furlong, E.T., Meyer, M.T., Thurman, E.M., Zaugg, S.D., Barber, L.B., Buxton, H.T.** (2002). Pharmaceuticals, Hormones, and other organic wastewater contaminants in US streams, 1999-2000: A National Reconnaissance. *Environ. Sci. Technol.* 36: 1202-1211.
- Kopf, W.** (1995). Wirkung endokriner Stoffe in Biotests mit Wasserorganismen. Vortrag bei der 50. Fachtagung des Bayerisches Landesamt für Wasserwirtschaft: Stoffe mit endokriner Wirkung im Wasser (Abstract) (Effects of endocrine substances in Bioassays with aquatic organisms). (Quoted in Rombke *et al*, 1995). 50th seminar of the Bavarian Association for Waters Supply.
- Kota, B., Huang, T.H-W., Roufogalis, B.D.** (2004). An overview on biological mechanisms of PPARs. *Pharmacological Research* (In press).
- Koutsouba, V., Heberer, T., Fuhrmann, B., Schmidt-Baumler, K., Tsipi, D., Hiskia, A.** (2003). Determination of polar pharmaceuticals in sewage water of Greece by gas chromatography-mass spectrometry. *Chemosphere* 51: 69-75.



- Kristensen, P. (1995).** Sensitivity of embryos and larvae in relation to other stages in the life cycle of fish: a literature review. Sublethal and Chronic effects of pollutants on freshwater fish. R. Muller, Lloyd, R. Oxford, UK, FAO: 155-166.
- Kwon, J.L., Prat, F., Randall, C., Tyler, C.R. (2001).** Molecular Characterisation of Putative Yolk Processing Enzymes and their Expression During Oogenesis and Embryogenesis in Rainbow Trout (*Oncorhynchus mykiss*). Biol. Reprod. 65: 1701-1709.
- Lahnsteiner, F. and Patarnello, P. (2004).** Egg quality determination in the gilthead seabream *Sparus aurata*, with biochemical parameters. Aquaculture 237: 433-459.
- Lange, R., Hutchinson, T.H., Croudace, C.P., Siegmund, F., Schweinfurth, H., Hampe, P., Panter, G., Sumpter, J.P. (2001).** Effects of the synthetic estrogen 17 $\alpha$ -ethinylestradiol on the life cycle of the fathead minnow (*Pimephales promales*). Environ Toxicol. Chem. 20(6): 1216-1227.
- Larsson, D.G.J., Adolfsson-Erici, M., Parkkonen, J., Petterson, M., Berg, A.H., Olsson, P-E., Forlin, L. (1999).** Ethinylloestradiol - an undesired fish contraceptive? Aquatic Toxicol. 45: 91-97.
- Latruffe, N. and Vamecq, V. J. (1997).** Peroxisome proliferators and peroxisome proliferators-activated receptors (PPARs) as regulators of lipid metabolism. Biochimie. 79(2-3): 81-94.
- Laville, N., Ait-Aissa, S., Gomez, E., Casellas, C., Porcher, J.M. (2003).** Effects of human pharmaceuticals on cytotoxicity, EROD activity and ROS production in fish hepatocytes. Toxicol. 196(1-2): 41-55.
- Leaver, M.J., Wright, J., George, S.G. (1998).** A peroxisomal proliferator-activated receptor gene from the marine flatfish, the plaice (*Pleuronectes platessa*). Marine Environ. Res. 46(1-5): 75-79.
- Liang, X.F., Ogata, H.Y., Oku, H. (2002).** Effect of dietary fatty acids on lipoprotein lipase gene expression in the liver and visceral adipose tissue of fed and starved red sea bream *Pagrus major*. Comp. Biochem. Physiol. 132: 913-919.
- Liang, X.F., Oku, H., Ogata, H.Y. (2002).** The effects of feeding condition and dietary lipid level on lipoprotein lipase gene expression in liver and visceral adipose tissue of red sea bream *Pagrus major*. Comp. Biochem. Physiol A 131: 335-342.
- Martindale, W. (1999).** Martindale - The complete drug reference, Pharmaceutical Press, UK.
- McGowan, M.W., Artiss, J.D., Strandbergh, D.R., Zak, B. (1983).** A peroxidase-coupled method for the colorimetric determination of serum triglycerides. Clin. Chem. 29(3): 538-42.



- Metcalfe, C.D.K., B.G., Bennie, D.T., Servos, M., Ternes, T.A., Hirsch, R.** (2003). Occurrence of neutral and acidic drugs in the effluents of Canadian sewage treatment plants. *Environ. Toxicol. Chem.* 22(12): 2872-2880.
- Metcalfe, C.D., Miao, X-S., Koenig, B.G., Struger, J.** (2003). Distribution of acidic and neutral drugs in surface waters near sewage treatment plants in the lower great lakes, Canada. *Environ. Toxicol. Chem.* 22(12): 2881-2889.
- Miller, M.A. and Amrhein, J.F.** (1995). Maternal transfer of organochlorine compounds in Lake Superior siscowet (*Salvelinus namaycush* siscowet) to their eggs. *Bull. Environ. Contam. Toxicol.* 55: 96-103.
- Miller, W.L.** (1988). Molecular Biology of Steroid Hormone Synthesis. *Endocr. Rev.* 9: 295-318.
- Mouchel, N., Trichet, V., Betz, A., Le Pennec, J.P., Wolff, J.** (1996). Characterisation of vitellogenin from rainbow trout (*Oncorhynchus mykiss*). *Gene* 174: 59-64.
- Murray, R.K., Granner, D.K., Mayes, P.A., Rodwell, V.W.** (1993). *Harper's Biochemistry*. USA, Prentice-Hall International Inc.
- Murthy, V., Julien, P., Gagne, C.** (1996). Molecular Pathobiology of the Human Lipoprotein Lipase Gene. *Pharmacol. Ther.* 70(2): 101-135.
- Nagel, R.** (2002). The embryo test with the zebrafish *Danio rerio* - a general model in ecotoxicology and toxicology. *ALTEX* 19(1).
- Ng, T.B. and Idler, D.R.** (1983). Yolk formation and Differentiation in Teleost Fishes. *Fish Physiology*. W. S. Hoar, Randall, D.J., Donaldson, E.M. New York and London, Academic Press. IX: 373-404.
- Nolan, M., Jobling, S., Brighty, G., Sumpter, J.P., Tyler, C.R.** (2001). Histological description of intersexuality in the roach (*Rutilus rutilus* L.). *Journal of Fish Biology*. 58(160-176).
- Oku, H., Ogata, H.Y., Liang, X.F.** (2002). Organisation of the lipoprotein lipase gene of red sea bream *Pagrus major*. *Comp. Biochem. Physiol.* B(131): 775-785.
- Orn, S., Holbech, H., Madsen, T.H., Norrgren, L., Petersen, G.I.** (2003). Gonad development and vitellogenin production in zebrafish (*Danio rerio*) exposed to ethinylestradiol and methyltestosterone. *Aquatic Toxicol.* 65: 397-411.
- Ostrander, G.K.** (2000). *The Laboratory Fish*. London, Academic Press.



- Perkins, E. J. and Schlenk, D. (1998).** Immunochemical characterization of hepatic cytochrome P450 isozymes in the channel catfish: assessment of sexual, developmental and treatment-related effects. *Comp. Biochem. Physiol. C*(121): 305-310.
- Perlemuter, L., Hazard, J., Kazatchkine, M. (1975).** Comparison of carbamazepine and clofibrate in diabetes insipidus study of seven cases. *Nouv Presse Med* 4: 2307-2310.
- Petty, J.D., Huckins, J.N., Alvarez, D.A., Brumbaugh, W.G., Cranor, W.L., Gale, R.W., Rastall, A.C., Jones-Lepp, T.L., Leiker, T.J., Rostad, C.E., Furlong, E.T. (2004).** A holistic passive integrative sampling approach for assessing the presence and potential impacts of waterborne environmental contaminants. *Chemosphere* 54(6): 695-705.
- Pfluger, P. and Dietrich, D.R. (2001).** Pharmaceuticals in the environment - an overview and principle considerations. *Pharmaceuticals in the Environment*. K. Kummerer. Heidelberg, Germany, Springer Verlag: 11-17.
- Pretti, C., Novi, S., Longo, V., Gervasi, P.G. (1999).** Effect of Clofibrate, a peroxisome proliferator, in sea bass (*Dicentrarchus labrax*), a marine fish. *Environ. Res. A*(80): 294-296.
- Purdom, C.E., Hardiman, P.A., Bye, V.J., Eno, N.C., Tyler, C.R., Sumpter, J.P. (1994).** Estrogenic effects of effluents from sewage treatment works. *Chem. Ecol.* 8: 275-285.
- Richardson, M.L. and Bowron, J. M. (1985).** The fate of pharmaceuticals in the aquatic environment. *J. Pharm Pharm.* 37: 1-12.
- Roeschlau, P., Bernt, E., Gruber, W.A. (1974).** Enzymatic determination of total cholesterol in serum. *Clinical Chemistry* (12): 226.
- Routledge, E.J. and Sumpter, J.P. (1996).** Estrogenic activity of surfactants and their degradation products assessed using a recombinant yeast screen. *Environ. Toxicol. Chem.*15: 241-248.
- Ruyter, B., Andersen, O., Dehli, A., Ostlund Farrants, A-K., Gjoen, T., Thomassen, M.S. (1997).** Peroxisome proliferator activated receptors in Atlantic salmon (*Salmo salar*): effects on PPAR transcription and acyl-CoA oxidase activity in hepatocytes by peroxisome proliferators and fatty acids. *Biochimica et Biophysica Acta* 1348: 331-338.
- Sacher, F., Lange, F.Th., Brauch, H.J., Blankenhorn, I. (2001).** Pharmaceutical in groundwaters. Analytical methods and results of a monitoring program in Baden-Wurtemberg, Germany. *J. Chromatograph. A*(938): 199-210.



- Saiki, R.K., Scharf, S., Faloona, F. (1985).** Enzymatic amplification of globin genomic sequences and restriction site analysis for diagnosis of sickle cell anemia. *Science* 230: 1350-1354.
- Salati, L.M. and Amir-Ahmady, B. (2001).** Dietary regulation of expression of glucose-6-phosphate dehydrogenase. *Annu. Rev. Nutr.* 21: 121-40.
- Sanderson, H., Johnson, D.J., Wilson, C.J., Brain, R.A., Soloman, K.R. (2003).** Probabilistic hazard assessment of environmentally occurring pharmaceuticals toxicity to fish, daphnids and algae by ECOSAR screening. *Toxicol. lett.* 144(3): 383-395.
- Santulli, A., Curatolo, A., Modica, A., D'Amelio, L., D'Amelio, V. (1989).** Serum lipoproteins of sea bass (*Dicentrarchus labrax*). Purification and partial characterization by density gradient ultracentrifugation and agarose column chromatography. *Comp. Biochem. Physiol.* 94B(4): 613-619.
- Santulli, A., Cusenza, L., Modica, A., Curatolo, A., D'Amelio, V. (1991).** Fish plasma lipoproteins - comparative observations in serranides and sparides. *Comp. Biochem. Physiol.* 99B(2): 251-255.
- Santulli, A., Messina, C.M., Modica, A., D'Amelio, V. (1996).** Lipid and apolipoprotein composition of lipoproteins of European sea bass (*Dicentrarchus labrax* L.). *Comp. Biochem. Physiol.* 114B(3): 321-326.
- Scarano, L.J., Calabrese, E.J., KostECKI, P.T., Baldwin, L.A., Leonard, D.A. (1994).** Evaluation of a rodent peroxisome proliferator in two species of freshwater fish: rainbow trout (*Onchorynchus mykiss*) and Japanese medaka (*Oryzias latipes*). *Ecotoxicol. Environ. Saf.* 29(1): 13-19.
- Scheytt, T., Mersmann, P., Heberer, T. (2001).** Natural attenuation of pharmaceuticals. Proceedings of the 2<sup>nd</sup> International Conference on Pharmaceuticals and Endocrine Disrupting Chemicals in Water. Minnesota.
- Scholz, S. and Gutzeit, H.O. (2000).** 17- $\alpha$ -ethinylestradiol affects reproduction, sexual differentiation and aromatase gene expression of the medaka (*Oryzias latipes*). *Aquatic Toxicol.* 50: 363-373.
- Schoonjans, K.M.G., Staels, B., Auwerx, J. (1997).** Peroxisome proliferator-activated receptors, orphans with ligands and functions. *Curr. Opin. Lipidol.* 8(3): 159-166.
- Schowaneck, D. and Webb, S. (2002).** Exposure simulation for pharmaceuticals in European surface waters with GREAT-ER. *Toxicol. Lett.* 131: 39-50.
- Schulman, L.J., Sargent, E.V., Naumann, B.D., Faria, E.C., Dolan, D.G., Wargo, J.P. (2002).** A Human Health Risk Assessment of Pharmaceuticals in the Aquatic Environment. *Human and Ecological Risk Assessment* 8(4): 657-680.



- Schulte, C. and Nagel, R. (1994).** Testing acute toxicity in the embryo of zebrafish, *Brachydanio rerio*, as an alternative to the acute fish test: Preliminary results. *ATLA* 22(1): 12-19.
- Schulz, R.W., Vischer, H.F., Cavaco, J.E.B., Santos, E.M., Tyler, C.R., Goos, H.J.Th., Bogerd, J. (2001).** Gonadotrophins, their receptors, and the regulation of testicular functions in fish. *Comp. Biochem. Physiol. B* (129): 407-417.
- Schulz, R.W. and Miura, T. (2002).** Spermatogenesis and its endocrine regulation. *Fish Physiol. Biochem.* 26: 43-56.
- Scott, A.P. and Sumpter, J.P. (1983).** A comparison of the female reproductive cycle of autumn and winter-spawning strains of rainbow trout (*Salmo gairdneri*). *Gen. Comp. Endocrinol.* 52: 79-85.
- Scott, A.P. and Sumpter, J.P. (1989).** Seasonal Variations in Testicular Germ Cell Stages and in Plasma Concentrations of Sex Steroids in Male Rainbow Trout (*Salmo gairdneri*) Maturing at 2 Years Old. *Gen. Comp. Endocrinol.* 73: 46-58.
- Sedlak, D.L. and Pinkston, K.E. (2001).** Factors affecting the concentrations of pharmaceuticals released to the aquatic environment. *Water Res. Update:* 56-64.
- Seiler, J.P. (2002).** Pharmacodynamic activity of drugs and ecotoxicology - can the two be connected? *Toxicol. Lett.* 131: 105-115.
- Sherazi, A. (2000).** Multiple Hormonal Activities of Industrial Chemicals. Dept Biological Sciences. Uxbridge, Brunel University: 211.
- Sheridan, M.A. (1988).** Lipid dynamics in fish: aspects of absorption, transportation, deposition and mobilization. *Comp. Biochem. Physiol.* 90B: 679-690.
- Shore, L.S., Gurevitz, M., Shemesh, M. (1993).** Estrogen as an environmental pollutant. *Bull. Environ. Contam. Toxicol.* 51(3): 361-366.
- Snyder, S.A., Westerhoff, P., Yoon, Y., and Sedlak, D.L. (2003).** Pharmaceuticals, Personal Care Products, and Endocrine Disruptors in Water: Implications for the Water Industry. *Environ. Engineer. Sci.* 20(5): 449-469.
- Sohoni, P. and Sumpter, J.P. (1998).** Several environmental oestrogens are also anti-androgens. *J. Endocrinol.* 158: 327-339.
- Staels, B. and Auwerx, J. (1992).** Perturbation of developmental gene expression in rat liver by fibric acid derivatives: lipoprotein lipase and alpha-fetoprotein as models. *Development.* 115: 1035-1043.



- Staels, B., Dallongeville, J., Auverx, K., Shoonjans, K., Leitersdorf, E., Fruchart, J.C. (1998).** Mechanisms of action of fibrates on lipid and lipoprotein metabolism. *Circulation* 98: 2088-2093.
- Stan, H.J., Heberer, T.H., Linkerhagner, M. (1994).** Occurrence of clofibric acid in the aquatic system - does the medical application cause contamination of surface, ground and drinking water? *Vom Wasser* 83: 57-68.
- Stan, H.J. and Heberer, T. (1997).** Pharmaceuticals in the aquatic environment. *Analisis mag.* 25(7): M20-M23.
- Steger-Hartmann, T., Kummerer, K., Schecker, J. (1996).** Trace analysis of the antineoplastics ifosfamide and cyclophosphamide in sewage water by two-step solid-phase extraction and gas chromatography-mass spectrometry. *J Chromatogr* 726: 179-184.
- Stumpf, M., Ternes T.A., Harberer, K., Baumann, W. (1996).** Determination of drugs in sewage treatment plants and river water. *Vom Wasser* 86: 291-303.
- Stumpf, M., Ternes, T.A., Wilken, R.D., Rodrigues, S.V., Baumann, W. (1999).** Polar residues in sewage and natural waters in the state of Rio de Janeiro, Brazil. *Sci. Total Environ.* 225: 135-141.
- Sumpter, J.P. and Jobling, S. (1995).** Vitellogenin as a biomarker for estrogenic contamination of the aquatic environment. *Environ. Health Persp.* 103(7): 173-178.
- Sumpter, J.P. and Pickering, A.D. (2005).** Chapter 16: Comprehend: Major findings and Prospects. *Estrogens and Xenoestrogens in the Aquatic Environment: An integrated approach for field monitoring and effect assessment.* A. D. Vethaak, SETAC Press.
- Ternes, T.A. (1998).** Occurrence of drugs in German sewage treatment plants and rivers. *Water Res.* 32: 3245-3260.
- Ternes, T.A., Kreckel, P., Mueller, J. (1999).** Behaviour and occurrence of estrogens in municipal sewage treatment plants - II Aerobic batch experiments with activated sludge. *Sci. Total Environ.* 225: 91-99.
- Ternes, T.A. (2001).** Analytical methods for the determination of pharmaceuticals in the aqueous environmental samples. *Trends anal. Chem.* 20(8): 419-434.
- Thain, M. and Hickman, M. (2000).** *The Penguin dictionary of Biology.* London, Penguin Books.
- Toda, K., Okada, T., Miyaura, C., Saibara, T. (2003).** Fenofibrate, a ligand for PPAR $\alpha$ , inhibits aromatase cytochrome P450 expression in the ovary of mouse. *J. lipid res.* 44: 265-270.



- Tom, M. Chen, N., Segev, M., Herut, B., Rinkevich, B. (2004).** Quantifying fish metallothionein transcript by real time PCR for its utilization as an environmental biomarker. *Marine Pollution Bulletin* 48: 705-710.
- Tyler, C.R., Sumpter, J.P., Kawauchi, H., Swanson, P. (1991).** Involvement of gonadotrophin in the uptake of vitellogenin into vitellogenic follicles of the rainbow trout. *Gen. Comp. Endocrinol.* 84: 291-299.
- Tyler, C.R., Pottinger, T.G., Santos, E., Sumpter, J.P., Price, S-A., Brooks, S., Nagler, J.J. (1996).** Mechanisms controlling egg size and number in the rainbow trout *Oncorhynchus mykiss*. *Biol. Reprod.* 54: 8-15.
- Tyler, C.R., Van Der Eerden, B., Jobling, S., Panter, G., Sumpter, J.P. (1996).** Measurement of vitellogenin, a biomarker for exposure to oestrogenic chemicals, in a wide variety of cyprinid fish. *J. Comp. Physiol.* 166: 418-426.
- Tyler, C.R., and Sumpter, J.P. (1996).** Oocyte growth and development in teleosts. *Reviews in Fish Biology and Fisheries.* 6: 287-318.
- Tyler, C.R., Jobling, S., Sumpter, J.P. (1998).** Endocrine disruption in wildlife: A critical review of the evidence. *Crit. Rev. Toxicol.* 28(4): 319-361.
- Tyler, C.R., van Aerle, R., Hutchinson, T.H., Maddix, S., Trip, H. (1999).** An *in vivo* testing system for endocrine disruptors and fish early life stages using induction of vitellogenin. *Environ. Toxicol. Chem.* 18(2): 337-347.
- US EPA (1987).** Guidelines for the culture of fathead minnows *Pimephales promelas* for use in toxicity tests. Duluth, MN.
- Van den Belt, K., Verheyen, R., Witters, H. (2003).** Comparison of vitellogenin responses in zebrafish and rainbow trout following exposure to environmental estrogens. *Ecotoxicol. Environ. Saf.* 56(2): 271-81.
- Wako Pure Chemical Industries.** Product data sheet - Triglyceride. Dallas TX: Code No 997-69801.
- Walker, C. and Streisinger, G. (1983).** Induction of mutations by gamma rays in pre-gonium germ cells of zebrafish embryos. *Genetics* 103: 125-136.
- Wallaert, C. and Babin P.J. (1994).** Age related, sex-related, and seasonal changes of plasma lipoprotein concentrations in trout. *J. Lipid res.* 35: 1619-1633.
- Wantanabe, T. (1982).** Lipid nutrition in fish. *Comp. Biochem. Physiol.* 73b: 3-15.
- Warner, R.R. (1997).** Sperm allocation in coral reef fishes: strategies for coping with demands on sperm production. *Bioscience* 47: 561-564.



- Webb, S.** (2000). Risk Assessment Approaches for Pharmaceuticals. Strombeek-Bever, Procter and Gamble.
- Weigel, S., Kuhlmann, J., Huhnerfuss, H.** (2002). Drugs and personal care products as ubiquitous pollutants: occurrence and distribution of clofibric acid, caffeine and DEET in the North sea. *Sci. Total Environ.* 295: 131-141.
- Weigel, S., Huhnerfuss, H., Kellenborn, R.** (2003). Pharmaceuticals, their metabolites and caffeine in sewage and seawater from Norway and in the North sea. Hamburg, SETAC.
- WHO** (1992). WHO laboratory manual for the examination of human semen and sperm-cervical mucus interaction. Cambridge, University Press.
- Winzer, K., Van Noorden, C.J.F., Kohler, A.** (2002). Glucose-6-phosphate dehydrogenase: the key to sex-related xenobiotic toxicity in hepatocytes of European flounder (*Platichthys flesus* L.). *Aquatic Toxicol.* 56: 275-288.
- Yamazaki, F. and Donaldson, E.M.** (1969). Involvement of gonadotrophin and steroid hormones in the spermiation of the goldfish (*Crassius auratus*). *Gen. Comp. Endocrinol.* 12: 491-497.
- Yang, J.H., KostECKI, P.T., Calabrese, E.J., Baldwin, L.A.** (1990). Induction of peroxisome proliferation in rainbow trout exposed to ciprofibrate. *Toxicol. Appl. Pharmacol* 104(3): 476-482.
- Yoshikuni, M. and Nagahama, Y.** (1991). Endocrine Regulation of Gametogenesis in Fish. *Bulletin of the Institute of Zoology, Academia Sinica monograph.* 16: 139-172.
- Zuccato, E., Calamari, D., Natangelo, M., Fanelli, R.** (2000). Presence of therapeutic drugs in the environment. *Lancet* 355 (May): 1789-1790.



# APPENDIX



# Appendix 1: Sequence used for designing primers for G6PDH real-time PCR in the PRIMER3 program.

LOCUS AF206637 1412 bp mRNA linear VRT 20-APR-2000  
 DEFINITION Pimephales promelas liver glucose-6-phosphate-1-dehydrogenase mRNA,partial cds.  
 ACCESSION AF206637  
 VERSION AF206637.2 GI:7629274  
 SOURCE Pimephales promelas  
 ORGANISM [Pimephales promelas](#)  
 Eukaryota; Metazoa; Chordata; Craniata; Vertebrata; Euteleostomi; Actinopterygii; Neopterygii; Teleostei; Ostariophysi; Cypriniformes; Cyprinidae; Pimephales.

REFERENCE 1 (bases 1 to 1412)  
 AUTHORS Dasmahapatra,A.K., Wimpee,B.A. and Dellinger,J.  
 TITLE G6PD mRNA in fathead minnow liver  
 JOURNAL Unpublished

REFERENCE 2 (bases 1 to 516)  
 AUTHORS Dasmahapatra,A.K., Wimpee,B.A.B. and Dellinger,J.  
 TITLE Direct Submission  
 JOURNAL Submitted (18-NOV-1999) School of Allied Health, NIEHS Marine and Freshwater Biomedical Sciences Center, University of Wisconsin-Milwaukee, 600 East Greenfield Avenue, Milwaukee, WI 53204, USA

REFERENCE 3 (bases 1 to 1412)  
 AUTHORS Dasmahapatra,A.K., Wimpee,B.A.B. and Dellinger,J.  
 TITLE Direct Submission  
 JOURNAL Submitted (20-APR-2000) NIEHS Marine and Freshwater Biomedical Sciences Center, University of Wisconsin-Milwaukee, 600 East Greenfield Avenue, Milwaukee, WI 53204, USA

REMARK Sequence update by submitter  
 COMMENT On Apr 20, 2000 this sequence version replaced gi:[6601558](#).  
 FEATURES Location/Qualifiers  
 source 1..1412  
 /organism="Pimephales promelas"  
 /mol\_type="mRNA"  
 /db\_xref="taxon:90988"  
 /tissue\_type="liver"  
 CDS <1..>1412  
 /note="G6PD"  
 /codon\_start=1  
 /product="glucose-6-phosphate-1-dehydrogenase"  
 /protein\_id="AAF19030.2"  
 /db\_xref="GI:7629275"

translation="LAKKKIYPTLWWLFRDGLLPEQTYFVGFARSDLTVDAIRAACMP  
 YMKVVDSDAERLAAFFSRNSYIGGKYVDESSFDNLNTHLLSLPGGAGANRLFYLALPP  
 IVYHDVTKNIKHQCMSTKGWNRIIVEKPFQHDLOSSEELSSHLSLFTTEEQIYRIDHY  
 LGKEMVQNLMLVLRFGNRIFGPIWNRDSVACVVLTFKEPFGTQGRGGYFDDFGIIRDVM  
 QNHLLQMLSLVAMEKPASTSSNDVRDEKVKVLKCI EAVSLSDVVLGQYVGD PDGEGDA  
 KLGYLDDSTVPKGSTQATFATAVLYVKNERWDGVPFILRCGKALNERKAEVRLQFTDV  
 PGDIFDSQCRRELVVRVQNEAIYAKMMSKPGVYFSPEETELDLTYHSRYRDVKLP  
 DAYERLILDVFCGQMHFVRSDELREAWRI FTPLLHQIEKEKTPPIKYKYSRGP A EAD  
 ELVQKVGFRYEGTYKWNPH"

## ORIGIN

```

1 ctggccaaga agaaaatcta cccaactttg tgggtggtgt tcagagacgg tcttctcccc
61 gaacagacat atttcgtggg ctttgctcgt tccgatctga ccgtggatgc catacgtgcg
121 gcctgcatgc cctacatgaa ggtggtcgac tctgatgcag agcgctcgc cgcgttcttc
181 agtcgaaact cttacatcgg cgggaagtac gtggatgaat cgtctttcga taacctgaac
241 actcacctgc tgtccctgcc cggaggagcc gggccaacc ggetcttcta cctgaccta FHGAP2f
301 cagcccatcg tctacatga tgtcaccaag aacatcaaac atcaatgcat gagcaccaaa
361 ggctggaaca ggatcatcgt ggagaagccg tttggccatg acttgcagag ctacagaggag
421 ttatccagtc atctgttttc tctcttcacc gaggaacaga tttaccggat agaccattac
481 ctaggcaaag agatggtcca gaacctaatg gtgctcaggt ttggaaaccg gatatttggc
FHGAP2r 541 cccatattgga accgggacag tgtggcatgt gtggttctga cttcaaaaga gccgtttggt
FHGAP1f 601 acccagggcc ggggaggata tttcgatgat tttggtatca ttggcatgt catgcagaac
661 cacctgctgc agatgctctc tctggttgcc atgggagaagc ccgcatccac caactctaat FHGAP3f
721 gatgttaggg acgagaaggc gaagggtgtt aagtgcattg aagcagtctc tctgtcagac
781 gtggtcttgg gtcagtacgt gggagatcca gatggagaag gagatgctaa acttggttat
841 ctagatgact caactgtccc taaaggctcc actcaagcta catttgccac tgcagtgctt

```



	FHGAP3r	FHGAP1rb	
901	tatgtaaaga	atgaacgctg	ggatggggtt cccttcatcc tccggtgtgg aaaggctctg
961	aatgagagga	aggcagaggt	gaggctgcag ttcaccgacg ttcttggaga catctttgac
<b>FHGAP1r</b> 1021	tctcagtgca	ggcggaacga	<b>gttgggtggtc</b> cgcgtgcagc ccaacgaggc catctacgcc
1081	aagatgatga	gcaagaaacc	tggagtctac ttcagtcagg aagagacgga gctggacctg
1141	acttaccaca	gcagatacag	<b>ggatg</b> ttaag ctccctgatg cttatgagcg actgattttg
1201	gatgtctttt	gtggtcagat	gcattttg <b>tt</b> ccagtgacg aattgagga agcctggaga
1261	atcttcactc	ctcttcttca	tcagatcgag aaagagaaga cgccacccat caaatacaaa
1321	tacggg <b>agtc</b>	gtggtcctgc	agaggctgac gagctggtgc agaaggtggg ctttcgctat
1381	gagggtacat	acaagtgggt	caaccacac ag

Where: **intron/exon boundies;** **reverse primers;** **forward primers;** **over lap**  
**between primers.**



## Appendix 2: LPL sequence alignment using the ClustalW Multiple sequence alignment on the BCM search launcher.

Including bream genomic sequence did not give good alignment (compared to  $\beta$ -actin), possibly because of the large number of exons, or diversity between genes. Intron/exon boundaries, therefore, are from the submitted genomic sequence for bream (AB054063) and are marked on the bream cDNA sequence ([ ]). Marked on the alignment below are the primers binding sites for the original degenerate primer pairs, non-degenerate primers were subsequently designed and screened from these.

	1	15	16	30	31	45	46	60	61	75	76	90	
1 rainbowtrout1	-----CCAC	TCTTATCACAAATCA	GATTACTTTTAGAC	CAGAGCAGTGGTCCT	ACTGACCTATAACAAT	TGGATCTACCACTCC							79
2 rainbowtrout2	CATAAGAACTCCAC	TCTTATCACAAATCA	GATTACTTTTAGAC	CAGAGCAGTGGTCCT	ACTGACCTATAACAAT	TGGATCTACCACTCC							90
3 zebrafish1	-----	-----	-----	-----	-----	-----							0
4 zebrafish2	-----	-----	-----	-----	-----	-----							0
5 catfish	-----	-----	-----	-----	-----	-----							0
6 atlanticsalmon2	-----	-----	-----	-----	-----	-----							0
7 bream	----GACGCACTGA	ACTCAGTCTGAGAGG	GAAATATACAGTCTT	CTGCAAAGAGATCCG	ACTGATTTAATTAAC	TGCTGAAGCGATTCT							85
8 atlanticsalmon1	-----	-----	-----	-----	-----	-----							0
9 winterflounder1	-----	-----	-----	-----	-----	-----							0
10 winterflounder2	-----	-----	-----	-----	-----	-----							0
	91	105	106	120	121	135	136	150	151	165	166	180	
1 rainbowtrout1	TAAACCAACATACAA	GAACATTTTCATTTCG	GGACTTGACGGAGAA	ACCTCTGGATCAACA	ATAATATGGGAAAAG	AAAATACCTTTTGG							169
2 rainbowtrout2	TAAACCAACATACAA	GAACATTTTCATTTCG	GGACTTGACGGAGAA	ACCTCTGGATCAACA	ATAATATGGGAAAAG	AAAATACCTTTTGG							180
3 zebrafish1	-----	-----	-----	-----	-----	-----							0
4 zebrafish2	-----	-----	-----	-----	-----	-----							0
5 catfish	-----	-----	-----	-----	-----	-----							0
6 atlanticsalmon2	-----	-----	-----	-----	-----	-----							0
7 bream	TCTGTGAAAGGACA-	-AACCTGTGAA----	AGAAATGAAAGCGTG	GCGAGTTGTGTTTCT	GTA	GTACTTTCTGGTGTT	GAA-TGCAGTCGTGC						168
8 atlanticsalmon1	-----	-----	-----	-----	-----	-----							0
9 winterflounder1	-----	-----	-----	-----	-----	-----							0
10 winterflounder2	-----	-----	-----	-----	-----	-----							0
	181	195	196	210	211	225	226	240	241	255	256	270	
1 rainbowtrout1	TCACCGTTTGGATAA	TTCTGGCAAATATCT	GTGTATCTTTTCAA	GTACACCAGAACAAA	CACTTTTTGGTAACA	GCAACTCCACTGAAT							259
2 rainbowtrout2	TCACCGTTTGGATAA	TTCTGGCAAATATCT	GTGTATCTTTTCAA	GTACACCAGAACAAA	CACTTTTTGGTAACA	GCAACTCCACTGAAT							270
3 zebrafish1	-----	-----	-----	-----	-----	-----							0
4 zebrafish2	-----	-----	-----	-----	-----	-----							0
5 catfish	-----	-----	-----	-----	-----	-----							0
6 atlanticsalmon2	-----	-----	-----	-----	-----	-----							0
7 bream	AGCATGTGACGTCCC	TGGAAGAAGAGCTCT	CCGATTCTATTTTG	[GTA----	ACTTCCTC	GACCCTCTGAAA----	--GACTTGATTGAAC						249
8 atlanticsalmon1	-----	-----	-----	-----	-----	-----							0
9 winterflounder1	-----	-----	-----	-----	-----	-----							0
10 winterflounder2	-----	-----	-----	-----	-----	-----							0
	271	285	286	300	301	315	316	330	331	345	346	360	
1 rainbowtrout1	GGCTTGAGGACTACA	CAGACATTGTATCCA	AGTTCTCCCTGAGAA	CTGCTGAGATACCGG	ATGATGACTTGTGCT	ACATCGTTCCCGGCC							349
2 rainbowtrout2	GGCTTGAGGACTACA	CAGACATTGTATCCA	AGTTCTCCCTGAGAA	CTGCTGAGATACCGG	ATGATGACTTGTGCT	ACATCGTTCCCGGCC							360
3 zebrafish1	-----	-----	-----	-----	-----	-----							0
4 zebrafish2	-----	-----	-----	-----	-----	-----							0
5 catfish	-----	-----	-----	-----	-----	-----							0
6 atlanticsalmon2	-----	-----	-----	-----	-----	-----							0
7 bream	ACAAGGATGACGCCA	ATCAAACCGTTGCCA	AATTCTCCCTCCGGA	AACCGTCCCATCCTG	ATGACGACCTGTGCT	ACATCGTTCCCTGGCA							339
8 atlanticsalmon1	-----	-----	-----	-----	-----	-----							0
9 winterflounder1	-----	-----	-----	-----	-----	-----							0
10 winterflounder2	-----	-----	-----	-----	-----	-----							0
	361	375	376	390	391	405	406	420	421	435	436	450	
1 rainbowtrout1	AGCCCTCAACCATCC	CAAAGTGTGAATTCA	ACCCTGGGTATAAGA	CGTTCGTGGTCATTC	ATGGATGGACGGTCA	CGGGGCTGTTTGAGA							439
2 rainbowtrout2	AGCCCTCAACCATCC	CAAAGTGTGAATTCA	ACCCTGGGTATAAGA	CGTTCGTGGTCATTC	ATGGATGGACGGTCA	CGGGGCTGTTTGAGA							450
3 zebrafish1	-----	-----	-----	-----	-----	-----							0
4 zebrafish2	-----	-----	-----	-----	-----	-----							0
5 catfish	-----	-----	-----	-----	-----	-----							0
6 atlanticsalmon2	-----	-----	-----	-----	-----	-----							0
7 bream	AACCTGACTCCCTGG	CAGCCTGCACCTTCA	ACAGTCTCCCAAAA	CCTCCTAGTGATCC	ACGGATGGACG	[TTGA	GCGGCATGTTTGAAA						429
8 atlanticsalmon1	-----	-----	-----	-----	-----	-----							0
9 winterflounder1	-----	-----	-----	-----	-----	-----							0
10 winterflounder2	-----	-----	-----	-----	-----	-----							0
	451	465	466	480	481	495	496	510	511	525	526	540	
1 rainbowtrout1	GCTGGGTCCCTAAGC	TGGTGACAGCGCTGT	ACAAGAGGGAGCCCA	AGGCCAACGT	TGGTGACTGGT	TGA	CACGGGCGCAGCAGC						529
2 rainbowtrout2	GCTGGGTCCCTAAGC	TGGTGACAGCGCTGT	ACAAGAGGGAGCCCA	AGGCCAACGT	TGGTGACTGGT	TGA	CACGGGCGCAGCAGC						540
3 zebrafish1	-----	-----	-----	-----	-----	-----							0
4 zebrafish2	-----	-----	-----	-----	-----	-----							0
5 catfish	-----	-----	-----	-----	-----	-----							0
6 atlanticsalmon2	-----	-----	-----	-----	-----	-----							0
7 bream	GCTGGGTGGCGAAGC	TGGTGTGACAGCGCTGT	ACGAGAGAGAGCAGA	CGGCCAACGT	TGGTGACTGGT	TGA	CCTCGGCACAGAACC						519
8 atlanticsalmon1	-----	-----	-----	-----	-----	-----							0
9 winterflounder1	-----	-----	-----	-----	-----	-----							0
10 winterflounder2	-----	-----	-----	-----	-----	-----							0
	541	555	556	570	571	585	586	600	601	615	616	630	
1 rainbowtrout1	ACTACCTCACCTCCG	CTGCCAACACCAAGC	TGGTGGGCAAAGACG	TGGCCAAGTTTGTTA	ATTGGCTGCAGAAA	CACCTCGACTATCCCT							619
2 rainbowtrout2	ACTACCTCACCTCCG	CTGCCAACACCAAGC	TGGTGGGCAAAGACG	TGGCCAAGTTTGTTA	ATTGGCTGCAGAAA	CACCTCGACTATCCCT							630
3 zebrafish1	-----	-----	-----	-----	-----	-----							0
4 zebrafish2	-----	-----	-----	-----	-----	-----							0
5 catfish	-----	-----	-----	-----	-----	-----							0
6 atlanticsalmon2	-----	-----	-----	-----	-----	-----							0
7 bream	ACTACGTGGTGGCTG	CTCAGAACACCAAAAG	CAGTGGGACAGGAGA	TCGCTCGCTTCATCG	ACTGGATCGAG	[GAAA	CCACCAACATGCCTC						609
8 atlanticsalmon1	-----	-----	-----	-----	-----	-----							0
9 winterflounder1	-----	-----	-----	-----	-----	-----							0
10 winterflounder2	-----	-----	-----	-----	-----	-----							0

FHLPL-1f



	631	645	646	660	661	675	676	690	691	705	706	720	
1 rainbowtrout1	GGGAGAAGATACATC	TGCTGGGCTACAGTC	TGGGTGCTCATGTAG	CTGGCATCGCTGGTC	TCCTCACCAACCACA	AAGTCAGCAGGATCA							709
2 rainbowtrout2	GGGAGAAGATACATC	TGCTGGGCTACAGTC	TGGGTGCTCATGTAG	CTGGCATCGCTGGTC	TCCTCACCAACCACA	AAGTCAGCAGGATCA							720
3 zebrafish1	-----	-----	-----	-----	-----	-----	-----	-----	-----	-----	-----	-----	0
4 zebrafish2	-----	-----	-----	-----	-----	-----	-----	-----	-----	-----	-----	-----	0
5 catfish	-----	-----	-----	-----	-----	-----	-----	-----	-----	-----	-----	-----	0
6 atlanticsalmon2	-----	-----	-----	-----	-----	-----	-----	-----	-----	-----	-----	-----	0
7 bream	TTGAGAACATCCACC	TGATTGGCTACAGCC	TCGGCGCTCATGTGG	CAGGATTCGCCGGAA	GCCATGCAACCAATA	AAGTGGGAAGAATCA							699
8 atlanticsalmon1	-----	-----	-----	-----	-----	-----	-----	-----	-----	-----	-----	-----	0
9 winterflounder1	-----	-----	-----	-----	-----	-----	-----	-----	-----	-----	-----	-----	0
10 winterflounder2	-----	-----	-----	-----	-----	-----	-----	-----	-----	-----	-----	-----	0

**FHLPL-2f**

	721	735	736	750	751	765	766	780	781	795	796	810	
1 rainbowtrout1	CAGGTTTGGACCCGG	CCGGCCCGACCTTTG	AGTTTGTGACGCC	AGAGCACCTGTCCC	CCGACGATGCTCTCT	TCGTGGAC							799
2 rainbowtrout2	CAGGTTTGGACCCGG	CCGGCCCGACCTTTG	AGTTTGTGACGCC	AGAGCACCTGTCCC	CCGACGATGCTCTCT	TCGTGGAC							810
3 zebrafish1	-----	-----	-----	-----	-----	-----	-----	-----	-----	-----	-----	-----	0
4 zebrafish2	-----	-----	-----	-----	-----	-----	-----	-----	-----	-----	-----	-----	0
5 catfish	-----	-----	-----	-----	-----	-----	-----	-----	-----	-----	-----	-----	0
6 atlanticsalmon2	-----	-----	-----	-----	-----	-----	-----	-----	-----	-----	-----	-----	0
7 bream	CAG]GTCTGGACCCAG	CTGGTCTGACTTTG	AGGGGATGCACGCC	ACAGGCGTCTCTCCC	CCGACGACGCTCACT	TTGTGGAC							789
8 atlanticsalmon1	-----	-----	-----	-----	-----	-----	-----	-----	-----	-----	-----	-----	0
9 winterflounder1	-----	-----	-----	-----	-----	-----	-----	-----	-----	-----	-----	-----	0
10 winterflounder2	-----	-----	-----	-----	-----	-----	-----	-----	-----	-----	-----	-----	0

**FHLPL-3f**

	811	825	826	840	841	855	856	870	871	885	886	900	
1 rainbowtrout1	ACACCAACACCCGGG	GCTCCCCAGACCGCA	GCATCGGCATCCAGA	GACCCGTGGGCCACG	TGACATCTACCCCA	ACGAGGAACCTTCC							889
2 rainbowtrout2	ACACCAACACCCGGG	GCTCCCCAGACCGCA	GCATCGGCATCCAGA	GACCCGTGGGCCACG	TGACATCTACCCCA	ACGAGGAACCTTCC							900
3 zebrafish1	-----	-----	-----	-----	-----	-----	-----	-----	-----	-----	-----	-----	0
4 zebrafish2	-----	-----	-----	-----	-----	-----	-----	-----	-----	-----	-----	-----	0
5 catfish	-----	-----	-----	-----	-----	-----	-----	-----	-----	-----	-----	-----	0
6 atlanticsalmon2	-----	-----	-----	-----	-----	-----	-----	-----	-----	-----	-----	-----	0
7 bream	ACACCTTCACCCGGG	GCTCCCTGGGTCTCA	GCATCGGGATCCAGC	AGCCAGTCGGCCATG	TTACATTACCCCA	ATGGAGCCAGCTTCC							879
8 atlanticsalmon1	-----	-----	-----	-----	-----	-----	-----	-----	-----	-----	-----	-----	0
9 winterflounder1	-----	-----	-----	-----	-----	-----	-----	-----	-----	-----	-----	-----	0
10 winterflounder2	-----	-----	-----	-----	-----	-----	-----	-----	-----	-----	-----	-----	0

	901	915	916	930	931	945	946	960	961	975	976	990	
1 rainbowtrout1	AGCCAGGCTGTGATC	TGCAGAACACCATGA	TGATGATCGCCACCA	CCGGCATCCGTAATA	TGGACCAGCTTGTGA	AGTGCTCCCATGAGC							979
2 rainbowtrout2	AGCCAGGCTGTGATC	TGCAGAACACCATGA	TGATGATCGCCACCA	CCGGCATCCGTAATA	TGGACCAGCTTGTGA	AGTGCTCCCATGAGC							990
3 zebrafish1	-----	-----	-----	-----	-----	-----	-----	-----	-----	-----	-----	-----	0
4 zebrafish2	-----	-----	-----	-----	-----	-----	-----	-----	-----	-----	-----	-----	0
5 catfish	-----	-----	-----	-----	-----	-----	-----	-----	-----	-----	-----	-----	0
6 atlanticsalmon2	-----	-----	-----	-----	-----	-----	-----	-----	-----	-----	-----	-----	0
7 bream	AGCCAGGCTGCAACC	TCAGGGGGCCCTGG	AGAAGATCGCTAACT	TTGGGATATTTG]CCA	TCACAGACGAGTCA	AGTGCGAACACGAGC							969
8 atlanticsalmon1	-----	-----	-----	-----	-----	-----	-----	-----	-----	-----	-----	-----	0
9 winterflounder1	-----	-----	-----	-----	-----	-----	-----	-----	-----	-----	-----	-----	0
10 winterflounder2	-----	-----	-----	-----	-----	-----	-----	-----	-----	-----	-----	-----	0

**FHLPL-1r**

**FHLPL-2r**

	991	1005	1006	1020	1021	1035	1036	1050	1051	1065	1066	1080	
1 rainbowtrout1	GCTCCATCCACCTGT	TTATCGACTCACTGG	TGAACGCAGCAGAGC	ATCAGACCATGGCCT	ACCGCTGCAGCTCCA	AGGAGGCCCTTCATGA							1069
2 rainbowtrout2	GCTCCATCCACCTGT	TTATCGACTCACTGG	TGAACGCAGCAGAGC	ATCAGACCATGGCCT	ACCGCTGCAGCTCCA	AGGAGGCCCTTCATGA							1080
3 zebrafish1	-----	-----	-----	-----	-----	-----	-----	-----	-----	-----	-----	-----	0
4 zebrafish2	-----	-----	-----	-----	-----	-----	-----	-----	-----	-----	-----	-----	0
5 catfish	-----	-----	-----	-----	-----	-----	-----	-----	-----	-----	-----	-----	0
6 atlanticsalmon2	-----	-----	-----	-----	-----	-----	-----	-----	-----	-----	-----	-----	0
7 bream	GCTCGATCCACCTGT	TCATCGACTCCCTGC	TGAACG-AGCAG--G	AGGCGGCCAAGGCTT	ACAGATGCGGCAGCA	GCGACATGTTTAACC							1056
8 atlanticsalmon1	-----	-----	-----	-----	-----	-----	-----	-----	-----	-----	-----	-----	0
9 winterflounder1	-----	-----	-----	-----	-----	-----	-----	-----	-----	-----	-----	-----	0
10 winterflounder2	-----	-----	-----	-----	-----	-----	-----	-----	-----	-----	-----	-----	0

	1081	1095	1096	1110	1111	1125	1126	1140	1141	1155	1156	1170	
1 rainbowtrout1	AGGGCATGTGCCTCA	ACTGCCGTAAGAACC	GCTGCAACAAGGTGG	GCTACGGTGTCAACA	AGGTCCGCTGCCCC	GGAACACCAAGATGT							1159
2 rainbowtrout2	AGGGCATGTGCCTCA	ACTGCCGTAAGAACC	GCTGCAACAAGGTGG	GCTACGGTGTCAACA	AGGTCCGCTGCCCC	GGAACACCAAGATGT							1170
3 zebrafish1	-----	-----	-----	-----	-----	-----	-----	-----	-----	-----	-----	-----	0
4 zebrafish2	-----	-----	-----	-----	-----	-----	-----	-----	-----	-----	-----	-----	0
5 catfish	-----	-----	-----	-----	-----	-----	-----	-----	-----	-----	-----	-----	0
6 atlanticsalmon2	-----	-----	-----	-----	-----	-----	-----	-----	-----	-----	-----	-----	0
7 bream	GCGGCATGTGTCTCA	GTTGCCGCAAGGGCC	GCTGCAACACGGTGG	GCTACGACATCAGCA	AGGTCCGCAAGGCGC	GCAACGTTTCAGATGT							1146
8 atlanticsalmon1	-----	TCA	GCTGCCGCAAGAAC	ACTGTAACACCGTGG	GCTATGATATCAGCA	AGGTTCGCAAGACAC	GGAGCGTCAAACCTGT						78
9 winterflounder1	-----	-----	-----	-----	-----	-----	-----	-----	-----	-----	-----	-----	0
10 winterflounder2	-----	-----	-----	-----	-----	-----	-----	-----	-----	-----	-----	-----	0

	1171	1185	1186	1200	1201	1215	1216	1230	1231	1245	1246	1260	
1 rainbowtrout1	ACCTCAAGACCCGCG	AGATGATGCCCTTCA	AACTTTCCATTACC	AAGTGAAGGTGCATT	TCTTCAGC-AGTGAG	AAACTGGCCTACACT							1248
2 rainbowtrout2	ACCTCAAGACCCGCG	AGATGATGCCCTTCA	AACTTTCCATTACC	AAGTGAAGGTGCATT	TCTTCAGC-AGTGAG	AAACTGGCCTACACT							1259
3 zebrafish1	-----	-----	-----	-----	-----	-----	-----	-----	-----	-----	-----	-----	39
4 zebrafish2	-----	-----	-----	-----	-----	-----	-----	-----	-----	-----	-----	-----	0
5 catfish	-----	-----	-----	-----	-----	-----	-----	-----	-----	-----	-----	-----	0
6 atlanticsalmon2	-----	-----	-----	-----	-----	-----	-----	-----	-----	-----	-----	-----	0
7 bream	ACACCAAGACGAGAG	CCTCAATGCCTTCA	GAG]TTTACCCTACC	AGCTGAAGATCCACT	TCTCCAGT-AAAGTG	AACCGCTCAGAGATG							1235
8 atlanticsalmon1	ACACCAAGACGAGGG	CCTCCATGCCGTTCA	GAGTCTATCACTACC	AGGTGAAGATCCACT	TCTCCAGC-AAGGTG	AACAGGTCTGAGATG							167
9 winterflounder1	-----	-----	-----	-----	-----	-----	-----	-----	-----	-----	-----	-----	48
10 winterflounder2	-----	-----	-----	-----	-----	-----	-----	-----	-----	-----	-----	-----	48

	1261	1275	1276	1290	1291	1305	1306	1320	1321	1335	1336	1350	
1 rainbowtrout1	GAGCAGCCCATGAAA	ATCTCTCTGTACGGA	ACCCATGATGAGAAG	ATTGA-CAT--ACCT	TACACCA-TGCCCTT	CCTGAACACCAACAG							1334
2 rainbowtrout2	GAGCAGCCCATGAAA	ATCTCTCTGTACGGA	ACCCATGATGAGAAG	ATTGA-CAT--ACCT	TACACCA-TGCCCTT	CCTGAACACCAACAG							1345
3 zebrafish1	TCGTATAGCATA---	-----	CATTATACG-A	AGTTATCAGTCGACG	GT--A-CCG--GACA	TATGCC--GGGAATT	C--GGCCATTACGGC						113
4 zebrafish2	-----	-----	-----	-----	-----	-----	-----	-----	-----	-----	-----	-----	0
5 catfish	-----	-----	-----	-----	-----	-----	-----	-----	-----	-----	-----	-----	0
6 atlanticsalmon2	-----	-----	-----	-----	-----	-----	-----	-----	-----	-----	-----	-----	73
7 bream	GAGCCGTCCTCACC	GTCTCCCTGTACGGG	ACAAACGGAGAGGCT	GAAAA-CCTGGAGCT	TAAACT]GAAGGAGAA	AATTGCGACAAATAA							1324
8 atlanticsalmon1	GAGCCTTCACTGACA	GTCTCCCTGATTGGA	ACCAAAGGAGAGGTT	GAAGA-CCTCAAAC	GACACTAAAGGAGAA	GATAACAACCAATAA							256
9 winterflounder1	TTCCAGACGCTGAAA	-----	CCTCCAGCTCA-T	CCCAACCGTGCCTG	ATCAATCCTCTCCA	AACGAAAAGTGCTC	G-----CATCAAGAG						130
10 winterflounder2	TTCCAGACGCTGAAA	-----	CCTCCAGCTCA-T	CCCAACCGTGCCTG	ATCAATCCTCTCCA	AACGAAAAGTGCTC	G-----CATCAAGAG						130



	1351	1365	1366	1380	1381	1395	1396	1410	1411	1425	1426	1440	
1 rainbowtrout1	CACTGTGTCATTCT	GCTGACCCTGACGT	GGACGTTGGGGAGCT	GCTTATGGTCAAGCT	GCGCTGG---GAGAA	AGATGCCT----	AT	1416					
2 rainbowtrout2	CACTGTGTCATTCT	GCTGACCCTGACGT	GGACGTTGGGGAGCT	GCTTATGGTCAAGCT	GCGCTGG---GAGAA	AGATGCCT----	AT	1427					
3 zebrafish1	CGGGGTGCTTTTCT	GTTGACCACGGATGC	AGACATCGGAGAGCT	GCTGATGGTTAAACT	TCTCTGG---GAGAA	AGACACGC----	TC	195					
4 zebrafish2	-GGGGTGTCTTTCT	GTTGACCACGGATGC	AGACATCGGAGAGCT	GCTGATGGTTAAACT	TCTCTGG---GAGAA	AGACACGC----	TC	81					
5 catfish	CACCATCTTTTCT	ACTCACCACGGATGT	AGACATGGTGAGCT	GCTGATGGTGAAGCT	GCTCTGG---GAGAA	GGACACCA----	TC	155					
6 atlanticsalmon2	TAAAATA-CATTCCA	GCGGATTAAGTGAC	AAACAATTTTCTTTT	TCATTTGG--AAAGT	TCTTT-----	CATTA AATTGA-----	A-	123					
7 bream	GACACATTCATTCT	GCTGGTGACAGAGAA	AGACATCGGAGATCT	CCTGATGCTGAAGTT	TAAATGGGAGGAGAC	AAACGGTTGGTCAAC	1414						
8 atlanticsalmon1	GACCCATTCTTCT	GCTGGTAGCGGAGAA	AGACATGGTGACCT	CCTGATGGTGAAGTT	CAAGTGGGAGGAGTC	TACTAGTGGTCTGC	346						
9 winterflounder1	GAGGTAGTGTCTCTC	GTTGATCCATGTTG-	-----GGTCCCCC	GC----	GGTGACGGT	GCATTGGTTGTTGGA	AG-TGCCG-----	AG	202				
10 winterflounder2	GAGGTAGTGTCTCTC	GTTGATCCATGTTG-	-----GGTCCCCC	GC----	GGTGACGGT	GCATTGGTTGTTGGA	AG-TGCCG-----	AG	202				

	1441	1455	1456	1470	1471	1485	1486	1500	1501	1515	1516	1530	
1 rainbowtrout1	TTC-----A	GCTGGT-----	CTGA	CATTT---GGGGCAA	CAA--AAACT----	T	CCACATC-CGCAAAA	TGCGTGTCAAGGCCG	1480				
2 rainbowtrout2	TTC-----A	GCTGGT-----	CTGA	CATTT---GGGGAAA	CAA--AAACT----	T	CCACATC-CGCAAAA	TGCGTGTCAAGGCCG	1491				
3 zebrafish1	ATC-----A	GCTGGC-----	CTTG	G---T---GGAATC	CGA--CACCT----	T	CCACATT-CGCAAAC	TGCGCATCAAGTCTG	256				
4 zebrafish2	ATC-----A	GCTGGC-----	CTTG	G---T---GGAATC	CGA--CACCT----	T	CCACATT-CGCAAAC	TGCGCATCAAGTCTG	142				
5 catfish	CTC-----A	GTTGGC-----	CCTG	G---T---GGAATCC	AGA--CACTT----	T	CCACATT-CGCAAGC	TGCGTGTCAAGTCTG	216				
6 atlanticsalmon2	-TC-----A	ACTGTA-----	CTAT	G-----GGAAG	AAAT-CACCTGGT-T	GATCATA-ATTGGGA	TTTGATCAAGTCTG	186					
7 bream	CTCCAACATGCTGAA	GATGGTTTCTTCTG	GTTGGTCCGGTACTC	AGACGGTGTAAACAT	GGAGGT-CACAAA	TCCGATTCCGCGCAG	1503						
8 atlanticsalmon1	CTCGTTCATGCTCAA	CATGGTGTCTTCTG	GTTGGTCCGGTACTC	TGCGGAGTCTGAAGT	GGAGGT-CACAAA	TACGCATCCGAGTCCG	435						
9 winterflounder1	TTGTT-----A	CATGGGCAGC-CTTT	T---TCTAGGTTTCA	CTTCCCAGCC-ATCA	CGACATTCACAAAAC	GTTATGGCCTCTCT	278						
10 winterflounder2	TTGTT-----A	CATGGGCAGC-CTTT	T---TCTAGGTTTCA	CTTCCCAGCC-ATCA	CGACATTCACAAAAC	GTTATGGCCTCTCT	278						

	1531	1545	1546	1560	1561	1575	1576	1590	1591	1605	1606	1620	
1 rainbowtrout1	---GGGAGACT-CAA	T-CCAGGGTGTAT-CT	TCAGCGCTAAAGA--	----TGG--AGAGTA	T-----GCCTA	CCTCAT--CAGAGGA	1545						
2 rainbowtrout2	---GGGAGACT-CAA	T-CCAGGGTGTAT-CT	TCAGCGCTAAAGA--	----TGG--AGAGTA	T-----GCCTA	CCTCAT--CAGAGGA	1556						
3 zebrafish1	---GAGAGACA-CAG	T-CAAAAATCAT-CT	TTAGTGCAAAAAGA--	----AAG--TGAATT	T-----TCCTA	CCTTTC--CCGTGGA	321						
4 zebrafish2	---GAGAGACA-CAG	T-CAAAAATCAT-CT	TTAGTGCAAAAAGA--	----AAG--TGAATT	T-----TCCTA	CCTTTC--CCGTGGA	207						
5 catfish	---GGGAAACA-CAG	T-CCAGAGTGTAT-CT	TCATTGCCAAGGA--	----AGG--TGAGTT	T-----GCCTA	CCTCAC--CCGTGGA	281						
6 atlanticsalmon2	CATGTGAGTCT-CTC	TTCAACATGAAACT	CCTGCTCTCAGCA--	----ATGGTAAAGAC	T-----GGATA	CTGGACTCAACTGAC	260						
7 bream	---GCGAGACC-CAA	C-AAAA	[GATGGT-GT	TCTGTGTCAAAGACC	CTGAAAGTCAAGAGT	TAAACACAAGAGTCA	CCTTGTAAATGTA	1587					
8 atlanticsalmon1	---GGGAGACG-CAG	A-AAAAGATGGA-GT	TCTGCATTAAGATC	CTCATGCTCTGAGCT	TACAACAGGAAGTTA	CGTTTGTAAATGCA	519						
9 winterflounder1	--GGTGAGATTTCAG	TTTTTGAAGGGT-CT	TGAGC---ACAGA--	----AAG--TAAATT	TCTTCTGCGTTTCTC	CCGCTTT-CACACGA	353						
10 winterflounder2	--GGTGAGATTTCAG	TTTTTGAAGGGT-CT	TGAGC---ACAGA--	----AAG--TAAATT	TCTTCTGCGTTTCTC	CCGCTTT-CACACGA	353						

	1621	1635	1636	1650	1651	1665	1666	1680	1681	1695	1696	1710	
1 rainbowtrout1	AAA-----GACGA	CGTAGTCTTTGTCAA	ATC---AAAAGAGGA--	---CAACATGAGC---	---CGGAAAGAGAAA	AC---GATGCACAGA	1614						
2 rainbowtrout2	AAA-----GACGA	CGTAGTCTTTGTCAA	ATC---AAAAGAGGA--	---CAACATGAGC---	---CGGAAAGAGAAA	AC---GATGCACAGA	1625						
3 zebrafish1	GGT-----GAGGC	GGCCGTCTTCGTGAA	AGA---CAAAGAGGC-	---CCAGTCGAGC---	---CGCAAAAACCAG	AG---ATTGCACAAG	390						
4 zebrafish2	GGT-----GAGGC	GGCCGTCTTCGTGAA	AGA---CAAAGAGGC-	---CCAGTCGAGC---	---CGCAAAAACCAG	A-----	265						
5 catfish	GGG-----GAAGC	TTCCATGTTGTCAA	AGA---CAAAGAAGC-	---TCAGTCAAGC---	---CACAAAATTAA	AG---GTAGCATT--	348						
6 atlanticsalmon2	ATA-----GAGAC	CAAGTCTCAGTGCG	TTC---AGTTGAGGAG	---CCAGAGGAGG---	---ATCTGTGTACC	TG---GTGCCAGGCA	330						
7 bream	AGGATGCATGGAGGA	CGAATCAAAAACAAA	CTCCTAAAAG	[AGTAA	CTCTGGAGAAGCACT	GACCTCGAAGAAAAG	ACCCCACTCCACCGT	1677					
8 atlanticsalmon1	A-----GGA	CGAA-TGGAGGAAA	CTTCAAAAAGAGTGA	A-----	-----	-----	553						
9 winterflounder1	AT-----GCGCC	GGACTTCCAGGACAG	GTT---TGGGGGGTT	TGGCGTTCCAGGCC-	---CAGAAGGACTTC	TTCACGCTCTTCCAC	428						
10 winterflounder2	AT-----GCGCC	GGACTTCCAGGACAG	GTT---TGGGGGGTT	TGGCGTTCCAGGCC-	---CAGAAGGACTTC	TTCACGCTCTTCCAC	428						

	1711	1725	1726	1740	1741	1755	1756	1770	1771	1785	1786	1800	
1 rainbowtrout1	CTCAAGATGCAG---	GGAG--CCACTT-C	AAGAATAACATTGCA	TGAAGCAACACTTGA	GTAGAGTGCACACTG	---AACCACACAGCCA	1696						
2 rainbowtrout2	CTCAAGATGCAG---	GGAG--CCACTT-C	AAGAATAACATTGCA	TGAAGCAACACTTGA	GTAGAGTGCACACTG	---AACCACACAGCCA	1707						
3 zebrafish1	ATGAAGATGCAC---	GGCAG--TTCATT-C	AAACAGAACCAGGAG	TAAAGACCACGTC	-----	---AAATCCACCTCC-	456						
4 zebrafish2	-----	-----	-----	-----	-----	-----	265						
5 catfish	-TTGACTTATTT---	CCAAC--TTACTGAC	ACACAGTAGCATCAC	AAAAGAGTC-----	-----	-----	396						
6 atlanticsalmon2	AAAAGGATACA----	GTCAC--ACAGTG--	TGGCTTCAAAATCAG	CTTACCTAGCTTCCG	---CATCATACTGG	---CTGGTCCGGTGGCA	407						
7 bream	-TGAACATCCCTCCG	TCCAT--TCAAGCAC	TTAGTAAATAATTA	TACACCTGTAACCTA	TTTTACTTCTCAA-	---ACTCTCACCGCCT	1761						
8 atlanticsalmon1	-----	-----	-----	-----	-----	-----	553						
9 winterflounder1	ATGGAGCTCCAGGAC	TCATCGTTTCTTCC	CAGCTCAGACTGATC	TTCAGCAGGTCCCA	ATCTCCTTCTCGGTA	AAAACCAGGAAGGTG	518						
10 winterflounder2	ATGGAGCTCCAGGAC	TCATCGTTTCTTCC	CAGCTCAGACTGATC	TTCAGCAGGTCCCA	ATCTCCTTCTCGGTA	AAAACCAGGAAGGTG	518						

	1801	1815	1816	1830	1831	1845	1846	1860	1861	1875	1876	1890	
1 rainbowtrout1	AAGCT-TGATGGA-G	CCTGGGAGAATACAC	TGG---AGAGAAGAT	AGGGGATGTTAGT-C	TCTGACCTGTGCTGT	ATGT-----TCTG	1773						
2 rainbowtrout2	AAGCT-TGATGGA-G	CCTGGGAGAATACAC	TGG---AGAGAAGAT	AGGGGATGTTAGT-C	TCTGACCTGTGCTGT	ATGT-----TCTG	1784						
3 zebrafish1	-----GCTGGG-A	TCTGGCACAG-AATC	TGC---CAGGGAAA	CTGGAATGTTAGA-A	TCTGACCTTTCCCGT	ATATA-----TTCGG	528						
4 zebrafish2	-----	-----	-----	-----	-----	-----	265						
5 catfish	-----	-----	-----	-----	-----	-----	396						
6 atlanticsalmon2	GGTCT-GTTGAG-A	GCTGGATCCACAAGC	TGG---T-AGCGGCC	CTG---TTTGAGC-G	TGTGCCCAATGCCAA	CGTTA-----TAGTG	482						
7 bream	TGTAT-ATATCCACA	AAAGTATGTTTGTGA	TTT---AAAAAAA	CATCTATGTGAATAC	TGTAATAATTTTTAT	AAAGAGCTGTTTTTA	1847						
8 atlanticsalmon1	-----	-----	-----	-----	-----	-----	553						
9 winterflounder1	TNGGTCAGGTNCAGA	CCGATGACGTTTTCA	TGGCTGAACACAGAT	AAANCAGGTTAGG--	TCAGATGTGTGCTCA	ANGTGGATTATNGTA	606						
10 winterflounder2	TNGGTCAGGTNCAGA	CCGATGACGTTTTCA	TGGCTGAACACAGAT	AAANC-AGGTTAGG--	TCAGATGTGTGCTC-	-----	589						

	1891	1905	1906	1920	1921	1935	1936	1950	1951	1965	1966	1980	
1 rainbowtrout1	CCTCCAACCTGTGT	C-ATCTCATCTCCAC	C-CGCAATCACTTCA	TCC--CACTGTGCTG	GGTG--TCGGCTAAC	GTGCT-TTTTCTTCT	1856						
2 rainbowtrout2	CCTCCAACCTGTGT	C-ATCTCATCTCCAC	C-CGCAATCACTTCA	TCC--CACTGTGCTG	GGTG--TCGGCTAAC	GTGCT-TTTTCTTCT	1867						
3 zebrafish1	ACTAACACCTTCCAC	CCAACCAAGTCCAG	G-AGCACATTCTGCA	AGA--AACCGCATCT	TGAA--AATGTTACT	GC----TGTGCACTT	609						
4 zebrafish2	-----	-----	-----	-----	-----	-----	265						
5 catfish	-----	-----	-----	-----	-----	-----	396						
6 atlanticsalmon2	GTGGACTGGCTGGAC	CGGGCCAGCACCAC	TACCCCACTCTGCT	GCCAACACCAAGCTG	GTTG--GA-GAGGAT	GTGGC-CAGGCT--C	566						
7 bream	TGGTAGTAAGTGTAT	GATGCGCTTCTTCT	TGGTGCATCTTTTGT	GTC--CAAAGGTTG	GATACTGCGCCTCAC	ATACTGAGAGGTACA	1935						
8 atlanticsalmon1	-----	-----	-----	-----	-----	-----	553						
9 winterflounder1	ATTCTGCAT-----	-----	-----	-----	-----	-----	615						
10 winterflounder2	-----	-----	-----	-----	-----	-----	589						

	1981	1995	1996	2010	2011	2025	2026	2040	2041	2055	2056	2070	
1 rainbowtrout1	ATTAACCTTCATCA-	-TGGAGAGTATTACA	ATTGCTTTTTTTT	---TGATTTTGACTT	GGTCTTACGTTGCTA	CATTATCTTTTTAAT	1941						
2 rainbowtrout2	ATTAACCTTCATCA-	-TGGAGAGTATTACA	ATTGCTTTTTTTT	A--TGATTTTGACTT	GGTCTTACGTTGCTA	CATTATCTTTTTAAT	1953						
3 zebrafish1	ATAAAACAAAAAAA-	-TATATATTTTGGGA	AAGATCACAGGCTG	-----GCT-----	-----	-----	655						
4 zebrafish2	-----	-----	-----	-----	-----	-----	265						
5 catfish	-----	-----	-----	-----	-----	-----	396						
6 atlanticsalmon2	ATCAACTGGCTGGA-	-GGTGGATCTGAAGT	ATGACCTG-----	-----	-----	-----	602						
7 bream	ACCAACTGGATTTC	TTTCATATTTCTGGA	GGTGTGATGTCCCA	TTGTGTAATAACCT	CAAGTTAAATTTTAC	AATCAACCACTGTGA	2025						
8 atlanticsalmon1	-----	-----	-----	-----	-----	-----	553						
9 winterflounder1	-----	-----	-----	-----	-----	-----	615						
10 winterflounder2	-----	-----	-----	-----	-----	-----	589						



1	rainbowtrout1	2071	2085	2086	2100	2101	2115	2116	2130	2131	2145	2146	2160	2022
2	rainbowtrout2	CCTTTCATCTCAACT	GTGTTT--ATGTATA	CCTACTAAATCAAAT	AAATTAATTCCTAAC	GCCATAAAAAAAAAA	AAAAAAAA-----							1982
3	zebrafish1	-----	-----	-----	-----	-----	-----	-----	-----	-----	-----	-----	-----	655
4	zebrafish2	-----	-----	-----	-----	-----	-----	-----	-----	-----	-----	-----	-----	265
5	catfish	-----	-----	-----	-----	-----	-----	-----	-----	-----	-----	-----	-----	396
6	atlanticsalmon2	-----	-----	-----	-----	-----	-----	-----	-----	-----	-----	-----	-----	602
7	bream	GGAATAATGTCCTCT	TTGTGTCCATGGAGG	TCTGCAAAGGGGAAC	ATGAGAAATTCTTCT	TCATAGTAAGATGAA	GGTGTTTTATGCAAT							2115
8	atlanticsalmon1	-----	-----	-----	-----	-----	-----	-----	-----	-----	-----	-----	-----	553
9	winterflounder1	-----	-----	-----	-----	-----	-----	-----	-----	-----	-----	-----	-----	615
10	winterflounder2	-----	-----	-----	-----	-----	-----	-----	-----	-----	-----	-----	-----	589
1	rainbowtrout1	2161	2175	2176	2190	2191	2205	2206	2220	2221	2235	2236	2250	2022
2	rainbowtrout2	-----	-----	-----	-----	-----	-----	-----	-----	-----	-----	-----	-----	1982
3	zebrafish1	-----	-----	-----	-----	-----	-----	-----	-----	-----	-----	-----	-----	655
4	zebrafish2	-----	-----	-----	-----	-----	-----	-----	-----	-----	-----	-----	-----	265
5	catfish	-----	-----	-----	-----	-----	-----	-----	-----	-----	-----	-----	-----	396
6	atlanticsalmon2	-----	-----	-----	-----	-----	-----	-----	-----	-----	-----	-----	-----	602
7	bream	AGGGCCACATTATT	TACCTTTATGTGTTA	TCTAACCTGACAGCA	TTCACCACTGTGGCT	CTCAGTACTGTATGT	GACTGTGGGACCTGT							2205
8	atlanticsalmon1	-----	-----	-----	-----	-----	-----	-----	-----	-----	-----	-----	-----	553
9	winterflounder1	-----	-----	-----	-----	-----	-----	-----	-----	-----	-----	-----	-----	615
10	winterflounder2	-----	-----	-----	-----	-----	-----	-----	-----	-----	-----	-----	-----	589
1	rainbowtrout1	2251	2265	2266	2280	2281	2295	2296	2310	2311	2325	2326	2340	2022
2	rainbowtrout2	-----	-----	-----	-----	-----	-----	-----	-----	-----	-----	-----	-----	1982
3	zebrafish1	-----	-----	-----	-----	-----	-----	-----	-----	-----	-----	-----	-----	655
4	zebrafish2	-----	-----	-----	-----	-----	-----	-----	-----	-----	-----	-----	-----	265
5	catfish	-----	-----	-----	-----	-----	-----	-----	-----	-----	-----	-----	-----	396
6	atlanticsalmon2	-----	-----	-----	-----	-----	-----	-----	-----	-----	-----	-----	-----	602
7	bream	ATCAGTGTGCCTTAT	ACTGTAAACAGTCAC	CAGAAGTAAGCTGTT	GCTGTTTGTCTTAAC	TTAGCGCTTTGTTGC	TGTTTTTCACCTCGG							2295
8	atlanticsalmon1	-----	-----	-----	-----	-----	-----	-----	-----	-----	-----	-----	-----	553
9	winterflounder1	-----	-----	-----	-----	-----	-----	-----	-----	-----	-----	-----	-----	615
10	winterflounder2	-----	-----	-----	-----	-----	-----	-----	-----	-----	-----	-----	-----	589
1	rainbowtrout1	2341	2355	2356	2370	2371	2385	2386	2400	2401	2415	2416	2430	2022
2	rainbowtrout2	-----	-----	-----	-----	-----	-----	-----	-----	-----	-----	-----	-----	1982
3	zebrafish1	-----	-----	-----	-----	-----	-----	-----	-----	-----	-----	-----	-----	655
4	zebrafish2	-----	-----	-----	-----	-----	-----	-----	-----	-----	-----	-----	-----	265
5	catfish	-----	-----	-----	-----	-----	-----	-----	-----	-----	-----	-----	-----	396
6	atlanticsalmon2	-----	-----	-----	-----	-----	-----	-----	-----	-----	-----	-----	-----	602
7	bream	CATGCTTTATTGTTG	TTATTCATTTAACTG	TGTGACTTTTACTGA	AAACGTCACCCATGA	AAAAGATGTTTAAAT	CTCCTGTGCAAGATG							2385
8	atlanticsalmon1	-----	-----	-----	-----	-----	-----	-----	-----	-----	-----	-----	-----	553
9	winterflounder1	-----	-----	-----	-----	-----	-----	-----	-----	-----	-----	-----	-----	615
10	winterflounder2	-----	-----	-----	-----	-----	-----	-----	-----	-----	-----	-----	-----	589
1	rainbowtrout1	2431	2445	2446	2460	2461	2475	2476	2490	2491	2505	2506	2520	2022
2	rainbowtrout2	-----	-----	-----	-----	-----	-----	-----	-----	-----	-----	-----	-----	1982
3	zebrafish1	-----	-----	-----	-----	-----	-----	-----	-----	-----	-----	-----	-----	655
4	zebrafish2	-----	-----	-----	-----	-----	-----	-----	-----	-----	-----	-----	-----	265
5	catfish	-----	-----	-----	-----	-----	-----	-----	-----	-----	-----	-----	-----	396
6	atlanticsalmon2	-----	-----	-----	-----	-----	-----	-----	-----	-----	-----	-----	-----	602
7	bream	TTACTTTGAAGCTGT	TACGGTATAGAAGAC	ATTTTGTCTACCATG	GTTTTATTAAATTGG	TGAAATTAGATGAGA	GGCGTGATGCTCAGT							2475
8	atlanticsalmon1	-----	-----	-----	-----	-----	-----	-----	-----	-----	-----	-----	-----	553
9	winterflounder1	-----	-----	-----	-----	-----	-----	-----	-----	-----	-----	-----	-----	615
10	winterflounder2	-----	-----	-----	-----	-----	-----	-----	-----	-----	-----	-----	-----	589
1	rainbowtrout1	2521	2535	2536	2550	2551	2565	2566	2580	2581	2595	2596	2610	2022
2	rainbowtrout2	-----	-----	-----	-----	-----	-----	-----	-----	-----	-----	-----	-----	1982
3	zebrafish1	-----	-----	-----	-----	-----	-----	-----	-----	-----	-----	-----	-----	655
4	zebrafish2	-----	-----	-----	-----	-----	-----	-----	-----	-----	-----	-----	-----	265
5	catfish	-----	-----	-----	-----	-----	-----	-----	-----	-----	-----	-----	-----	396
6	atlanticsalmon2	-----	-----	-----	-----	-----	-----	-----	-----	-----	-----	-----	-----	602
7	bream	GCGAGGTGGAAGCA	CAGTTCATATCAGTG	TTGTCATTTATTGT	ACTGTCTGTGCTTAG	TCACCTTTGACTTCT	GTGCATTTAGCTTTT							2565
8	atlanticsalmon1	-----	-----	-----	-----	-----	-----	-----	-----	-----	-----	-----	-----	553
9	winterflounder1	-----	-----	-----	-----	-----	-----	-----	-----	-----	-----	-----	-----	615
10	winterflounder2	-----	-----	-----	-----	-----	-----	-----	-----	-----	-----	-----	-----	589
1	rainbowtrout1	2611	2625	2626	2640	2641	2655	2656	2670	2671	2685	2686	2700	2022
2	rainbowtrout2	-----	-----	-----	-----	-----	-----	-----	-----	-----	-----	-----	-----	1982
3	zebrafish1	-----	-----	-----	-----	-----	-----	-----	-----	-----	-----	-----	-----	655
4	zebrafish2	-----	-----	-----	-----	-----	-----	-----	-----	-----	-----	-----	-----	265
5	catfish	-----	-----	-----	-----	-----	-----	-----	-----	-----	-----	-----	-----	396
6	atlanticsalmon2	-----	-----	-----	-----	-----	-----	-----	-----	-----	-----	-----	-----	602
7	bream	TAAAATCTTTTATTC	ATAATTACATTTCCA	GTGCTGTCAGCAATG	TCTCAACCTCGGCTC	TTAGAGATCGGTAC	TGTAATCATTGTGAC							2655
8	atlanticsalmon1	-----	-----	-----	-----	-----	-----	-----	-----	-----	-----	-----	-----	553
9	winterflounder1	-----	-----	-----	-----	-----	-----	-----	-----	-----	-----	-----	-----	615
10	winterflounder2	-----	-----	-----	-----	-----	-----	-----	-----	-----	-----	-----	-----	589
1	rainbowtrout1	2701	2715	2716	2730	2731	2745	2746	2760	2761	2775	2776	2790	2022
2	rainbowtrout2	-----	-----	-----	-----	-----	-----	-----	-----	-----	-----	-----	-----	1982
3	zebrafish1	-----	-----	-----	-----	-----	-----	-----	-----	-----	-----	-----	-----	655
4	zebrafish2	-----	-----	-----	-----	-----	-----	-----	-----	-----	-----	-----	-----	265
5	catfish	-----	-----	-----	-----	-----	-----	-----	-----	-----	-----	-----	-----	396
6	atlanticsalmon2	-----	-----	-----	-----	-----	-----	-----	-----	-----	-----	-----	-----	602
7	bream	TTCATTTCAACTGAC	TTGAAAAATGTGGAA	ATGTTTGACTTTTGC	ACTGAAAACAGGGGA	CGAGATTGCTTAACC	AAGTTACTTGACAG							2745
8	atlanticsalmon1	-----	-----	-----	-----	-----	-----	-----	-----	-----	-----	-----	-----	553
9	winterflounder1	-----	-----	-----	-----	-----	-----	-----	-----	-----	-----	-----	-----	615
10	winterflounder2	-----	-----	-----	-----	-----	-----	-----	-----	-----	-----	-----	-----	589



	2791	2805	2806	2820	2821	2835	2836	2850	2851	2865	2866	2880	
1 rainbowtrout1	-----	-----	-----	-----	-----	-----	-----	-----	-----	-----	-----	-----	2022
2 rainbowtrout2	-----	-----	-----	-----	-----	-----	-----	-----	-----	-----	-----	-----	1982
3 zebrafish1	-----	-----	-----	-----	-----	-----	-----	-----	-----	-----	-----	-----	655
4 zebrafish2	-----	-----	-----	-----	-----	-----	-----	-----	-----	-----	-----	-----	265
5 catfish	-----	-----	-----	-----	-----	-----	-----	-----	-----	-----	-----	-----	396
6 atlanticsalmon2	-----	-----	-----	-----	-----	-----	-----	-----	-----	-----	-----	-----	602
7 bream	TTATGTAAATACAAC	AATTACAGATGATAG	ATTTTGTAGTATTCA	GCACTGTAGTTGTA	CATTCTACCTTTGG	AATTTAATCTGTAAA							2835
8 atlanticsalmon1	-----	-----	-----	-----	-----	-----	-----	-----	-----	-----	-----	-----	553
9 winterflounder1	-----	-----	-----	-----	-----	-----	-----	-----	-----	-----	-----	-----	615
10 winterflounder2	-----	-----	-----	-----	-----	-----	-----	-----	-----	-----	-----	-----	589

	2881	2895	2896	2910	2911	2925	2926	2940	2941	2955	2956	2970	
1 rainbowtrout1	-----	-----	-----	-----	-----	-----	-----	-----	-----	-----	-----	-----	2022
2 rainbowtrout2	-----	-----	-----	-----	-----	-----	-----	-----	-----	-----	-----	-----	1982
3 zebrafish1	-----	-----	-----	-----	-----	-----	-----	-----	-----	-----	-----	-----	655
4 zebrafish2	-----	-----	-----	-----	-----	-----	-----	-----	-----	-----	-----	-----	265
5 catfish	-----	-----	-----	-----	-----	-----	-----	-----	-----	-----	-----	-----	396
6 atlanticsalmon2	-----	-----	-----	-----	-----	-----	-----	-----	-----	-----	-----	-----	602
7 bream	ATCTATAATCTTTTG	TACATATTTGTAAAT	ATTCGCTGTACTGTA	TACATTCTTTAATAA	ACCAAAAAGTGCCATC	CAAAAAAAAAAAAAA							2925
8 atlanticsalmon1	-----	-----	-----	-----	-----	-----	-----	-----	-----	-----	-----	-----	553
9 winterflounder1	-----	-----	-----	-----	-----	-----	-----	-----	-----	-----	-----	-----	615
10 winterflounder2	-----	-----	-----	-----	-----	-----	-----	-----	-----	-----	-----	-----	589

	2971	2985	2986	3000
1 rainbowtrout1	-----	-----	-----	2022
2 rainbowtrout2	-----	-----	-----	1982
3 zebrafish1	-----	-----	-----	655
4 zebrafish2	-----	-----	-----	265
5 catfish	-----	-----	-----	396
6 atlanticsalmon2	-----	-----	-----	602
7 bream	AAAAAAAAAAAAAAAA	AAAAAA		2946
8 atlanticsalmon1	-----	-----	-----	553
9 winterflounder1	-----	-----	-----	615
10 winterflounder2	-----	-----	-----	589

Where: reverse primers; forward primers; over lap between primers.

The LPL Primers FHLPL4r and 7f were non-degenerate primers based on the primers FHLPLr1 and FHLPLf3 respectively, which can be seen on the above alignment.

**Accession numbers for sequences for different species used:** Rainbow trout 1: 4584059, Rainbow trout 2: 14582900, zebrafish 1: CB352163.1, zebrafish 2: CB352334.1, Catfish: 18460110, Atlantic salmon 1: 15280954, Atlantic salmon 2: 40541657, Bream: AB054062, Winter flounder 1: CF195532, Winter flounder 2: CF195573.



### Appendix 3: $\beta$ -actin sequence alignment using the ClustalW Multiple sequence alignment on the BCM search launcher.

The genomic sequence of Chinese minnow was included because a) it is closely related to fathead minnow and b) to identify intron/exon boundaries.

	1	15	16	30	31	45	46	60	61	75	76	90					
1 yellow_perch	-----	-----	-----	-----	-----	-----	-----	-----	-----	-----	-----	-----	0				
2 gilthead_bream	-----	-----	-----	-----	-----	-----	-----	-----	-----	-----	-----	-----	0				
3 grass_carp	-----	-----	-----	-----	-----	-----	-----	-----	-----	-----	-----	-----	0				
4 Chinese_minnow	-----	-----	-----	-----	-----	-----	-----	-----	-----	-----	-----	-----	0				
5 Jap_Silver_carp	-----	-----	-----	-----	-----	-----	-----	-----	-----	-----	-----	-----	0				
6 zebrafish2	-----	-----	-----	-----	-----	-----GGGGAT	TGTGAGTTTTTCAGTG	CACGCTGAGAAGATC	TTC	ACT	-----CCCCTTGT	-----	50				
7 zebrafish1	GGGAAGCAGTGGTAT	CAACGCAGCGTGCCC	ATTACGGCTGGGGAT	TGTGAGTTTTTCAGTG	CACGCTGAGAAGATC	TTC	ACT	-----CCCCTTGT	-----	-----	-----	-----	90				
	91	105	106	120	121	135	136	150	151	165	166	180					
1 yellow_perch	-----	-----	-----	-----AT	GGATGACGAAATCGC	CGCCCTCGTTGTTGA	CAACGGATCCGGTAT	GTGCAAAGCTGGCTT	-----	-----	-----	-----	62				
2 gilthead_bream	-----	-----	-----	-----	-----	-----	-----	-----	-----	-----	-----	-----	0				
3 grass_carp	-----	-----	-----	-----	-----	-----	-----	-----	-----	-----	-----	-----	62				
4 Chinese_minnow	-----	-----	-----	-----	-----	-----	-----	-----	-----	-----	-----	-----	62				
5 Jap_Silver_carp	-----	-----	-----	-----	-----	-----	-----	-----	-----	-----	-----	-----	0				
6 zebrafish2	TCACAATAACCTACT	-AATACACAGCC-AT	GGATGAGGAAATCGC	TGCCCTGGTCGTTGA	CAACGGCTCTGGTAT	GTGCAAAGCCGGTTT	-----	-----	-----	-----	-----	-----	138				
7 zebrafish1	TCACAATAACCTACT	TAATACCCAGCCCAT	GGATGAGGAAATCGC	TGCCCTGGTCGTTGA	TAACGGCTCCGGTAT	GTGCAAAGCCGGTTT	-----	-----	-----	-----	-----	-----	180				
	181	195	196	210	211	225	226	240	241	255	256	270					
1 yellow_perch	TGCAGGAGATGATGC	TCCCGCTGCTGTGTT	CCCTCCATTGTTGG	ACGTCCAAGACATCA	GG	-----	-----	-----	-----	-----	-----	-----	124				
2 gilthead_bream	-----	-----	-----	-----	-----	-----	-----	-----	-----	-----	-----	-----	0				
3 grass_carp	CGCTGGAGATGATGC	TCCCGCTGCTGTCTT	CCCATCCATCGTGGG	TGCCTCCAGACATCA	GG	-----	-----	-----	-----	-----	-----	-----	124				
4 Chinese_minnow	CGCTGGAGATGATGC	TCCCGAGCTGTCTT	CCCATCCATCGTGGG	TGCCTCCAGACATCA	GGT	GAGAAGCGGGATG	ATAAATCGATTTAGG	-----	-----	-----	-----	-----	152				
5 Jap_Silver_carp	-----	-----	-----	-----	-----	-----	-----	-----	-----	-----	-----	-----	46				
6 zebrafish2	TGCTGGAGATGATGC	CCCTCGTGTGTTTT	CCCTCCATTGTTGG	ACGACCCAGACATCA	GG	-----	-----	-----	-----	-----	-----	-----	200				
7 zebrafish1	TGCTGGAGATGATGC	CCCTCGTGTGTTTT	CCCTCCATTGTTGG	ACGACCCAGACATCA	GG	-----	-----	-----	-----	-----	-----	-----	242				
	271	285	286	300	301	315	316	330	331	345	346	360					
1 yellow_perch	-----	-----	-----	-----	-----	-----	-----	-----	-----	-----	-----	-----	124				
2 gilthead_bream	-----	-----	-----	-----	-----	-----	-----	-----	-----	-----	-----	-----	0				
3 grass_carp	-----	-----	-----	-----	-----	-----	-----	-----	-----	-----	-----	-----	124				
4 Chinese_minnow	GTTATCTGTAATGAG	AATTATTTTCGTACT	TAAAAGTGAGTTCAT	TTCTAGTTCCTAAAC	ATTTTACAAAAATTA	ACATTGCTTTCTTTG	-----	-----	-----	-----	-----	-----	242				
5 Jap_Silver_carp	-----	-----	-----	-----	-----	-----	-----	-----	-----	-----	-----	-----	46				
6 zebrafish2	-----	-----	-----	-----	-----	-----	-----	-----	-----	-----	-----	-----	200				
7 zebrafish1	-----	-----	-----	-----	-----	-----	-----	-----	-----	-----	-----	-----	242				
	361	375	376	390	391	405	406	420	421	<b>FHbact-f1</b>		435	436	450			
1 yellow_perch	-----GTGTGATG	GTTGGCATGGGCCAG	AAAGATAGCTATGTT	GGT	GATGAGG	CAACAG	AGCA	AAAGGGGTATC	CTGAC	CTGAAGTAC	-----	-----	-----	207			
2 gilthead_bream	-----	-----	-----	-----	-----	-----	-----	-----	-----	-----	-----	-----	-----	0			
3 grass_carp	-----GTGTCATG	GTTGGTATGGGACAG	AAGGACAGCTACGTT	GGT	GATGAGG	CTCAG	AGCA	AGAGAGGTATC	CTGAC	CTGAAGTAC	-----	-----	-----	207			
4 Chinese_minnow	TTACAGGGTGTTCATG	GTCGGTATGGGACAG	AAGGACAGCTATGTT	GGT	GACGAGG	CTCAG	AGCA	AGAGAGGTATC	CTGAC	CTGAAGTAC	-----	-----	-----	332			
5 Jap_Silver_carp	-----GTGTCATG	GTTGGTATGGGACAG	AAGGACAGCTACGTT	GGT	GATGAGG	CTCAG	AGCA	AGAGAGGTATC	CTGAC	CTGAAGTAC	-----	-----	-----	129			
6 zebrafish2	-----GAGTGATG	GTTGGCATGGGACAG	AAAGACTCCTATGTG	GGAG	ATGAGG	CCAG	AGCA	AGAGAGGTATC	CTGAC	CTCAAATAC	-----	-----	-----	283			
7 zebrafish1	-----GAGTGATG	GTTGGCATGGGACAG	AAAGACTCCTATGTG	GGAG	ATGAGG	CTCAG	AGCA	AGAGAGGTATC	CTGAC	CTCAAATAC	-----	-----	-----	325			
	451	465	466	480	481	495	496	510	511	<b>FHbact-f2</b>		<b>FHbact-r1</b>		525	526	540	
1 yellow_perch	CCCATTGAGCATGGT	ATCGTCACCAACTGG	GAC	ACATGGGAGAAG	ATCTGGCATCACACC	TTCTACAACGAGCTG	AGAGTTGCGCCCGAG	-----	-----	-----	-----	-----	-----	297			
2 gilthead_bream	-----	-----	-----	-----	-----	-----	-----	-----	-----	-----	-----	-----	-----	71			
3 grass_carp	CCCATTGAGCATGGT	ATCGTCACCAACTGG	GAC	ACATGGGAGAAG	ATCTGGCATCACACC	TTCTACAACGAGCTG	AGAGTTGCGCCCGAG	-----	-----	-----	-----	-----	-----	297			
4 Chinese_minnow	CCCATTGAGCATGGT	ATTGTGACTCAACTGG	GAC	ACATGGGAGAAG	ATCTGGCATCACACC	TTCTACAACGAGCTG	AGAGTTGCGCCCGAG	-----	-----	-----	-----	-----	-----	422			
5 Jap_Silver_carp	CCCATTGAGCATGGT	ATTGTGACTCAACTGG	GAC	ACATGGGAGAAG	ATCTGGCATCACACC	TTCTACAACGAGCTG	AGAGTTGCGCCCGAG	-----	-----	-----	-----	-----	-----	219			
6 zebrafish2	CCCATTGAGCATGGT	ATTGTGACTCAACTGG	GAC	ACATGGGAGAAG	ATCTGGCATCACACC	TTCTACAACGAGCTG	AGAGTTGCGCCCGAG	-----	-----	-----	-----	-----	-----	373			
7 zebrafish1	CCCATTGAGCATGGT	ATTGTGACTCAACTGG	GAC	ACATGGGAGAAG	ATCTGGCATCACACC	TTCTACAACGAGCTG	AGAGTTGCGCCCGAG	-----	-----	-----	-----	-----	-----	415			
	541	555	556	570	571	585	586	600	601	<b>FHbact-r2</b>		615	616	630			
1 yellow_perch	GAGCACCCCGTCCCTG	CTCACAGAGGC-TCC	CCTGAACCCCAAGGC	CAACAGGGAAAAGAT	GAC	-----	-----	-----	-----	-----	-----	-----	-----	359			
2 gilthead_bream	GAGCACCCCGTCCCTG	CTCACAGAGGC-CCC	CCTGAACCCCAAGGC	CAACAGGGAAAAGAT	GAC	-----	-----	-----	-----	-----	-----	-----	-----	133			
3 grass_carp	GAGCACCCCGTCCCTG	CTCACAGAGGC-CCC	CCTGAACCCCAAGGC	CAACAGGGAAAAGAT	GAC	-----	-----	-----	-----	-----	-----	-----	-----	359			
4 Chinese_minnow	GAGCACCCCGTCCCTG	CTCACAGAGGC-CCC	CCTGAACCCCAAGGC	CAACAGGGAAAAGAT	GAC	ACAGGTTGGTTT	TTGGCTAGAAAATGG	-----	-----	-----	-----	-----	-----	511			
5 Jap_Silver_carp	GAGCACCCCGTCCCTG	CTCACAGAGGC-CCC	CCTGAACCCCAAGGC	CAACAGGGAAAAGAT	GAC	-----	-----	-----	-----	-----	-----	-----	-----	281			
6 zebrafish2	GAGCACCCCGTCCCTG	CTCACAGAGGC-CCC	CCTGAACCCCAAGGC	CAACAGGGAAAAGAT	GAC	ACAGGTTGGTTT	TTGGCTAGAAAATGG	-----	-----	-----	-----	-----	-----	461			
7 zebrafish1	GAGCACCCCGTCCCTG	CTCACAGAGGC-CCC	CCTGAACCCCAAGGC	CAACAGGGAAAAGAT	GAC	ACAGGTTGGTTT	TTGGCTAGAAAATGG	-----	-----	-----	-----	-----	-----	429			
	631	645	646	660	661	675	676	690	691	705	706	720					
1 yellow_perch	-----	-----	-----	-----	-----	-----	-----	-----	-----	-----	-----	-----	359				
2 gilthead_bream	-----	-----	-----	-----	-----	-----	-----	-----	-----	-----	-----	-----	133				
3 grass_carp	-----	-----	-----	-----	-----	-----	-----	-----	-----	-----	-----	-----	359				
4 Chinese_minnow	TGCATTGAAGTCTCT	TGTCTGTCTTCTGTC	TTTTAAGTTCCTCTT	TTCATTGCTTCACTT	CCTCCAGGCTTTGTT	TCCTCTGAGCTCCTG	-----	-----	-----	-----	-----	-----	601				
5 Jap_Silver_carp	-----	-----	-----	-----	-----	-----	-----	-----	-----	-----	-----	-----	281				
6 zebrafish2	-----	-----	-----	-----	-----	-----	-----	-----	-----	-----	-----	-----	461				
7 zebrafish1	-----	-----	-----	-----	-----	-----	-----	-----	-----	-----	-----	-----	429				
	721	735	736	750	751	765	766	780	781	795	796	810					
1 yellow_perch	-----	-----	-----	-----	-----	-----	-----	-----	-----	-----	-----	-----	359				
2 gilthead_bream	-----	-----	-----	-----	-----	-----	-----	-----	-----	-----	-----	-----	133				
3 grass_carp	-----	-----	-----	-----	-----	-----	-----	-----	-----	-----	-----	-----	359				
4 Chinese_minnow	AGTTTCTCATCTTTT	GCTGGAAGCAGCAGG	TTATCTATACTTTT	CCTGCCTGTTTTGCA	GTCTCCTGCACTCTT	ATTCTTTGTGCACTT	-----	-----	-----	-----	-----	-----	691				
5 Jap_Silver_carp	-----	-----	-----	-----	-----	-----	-----	-----	-----	-----	-----	-----	281				
6 zebrafish2	-----	-----	-----	-----	-----	-----	-----	-----	-----	-----	-----	-----	461				
7 zebrafish1	-----	-----	-----	-----	-----	-----	-----	-----	-----	-----	-----	-----	429				



	811	825	826	840	841	855	856	870	871	885	886	900	
1 yellow_perch	-----	-----	-----	-----	-----	-----	-----	-----	-----	-----	-----	-----	359
2 gilthead_bream	-----	-----	-----	-----	-----	-----	-----	-----	-----	-----	-----	-----	133
3 grass_carp	-----	-----	-----	-----	-----	-----	-----	-----	-----	-----	-----	-----	359
4 Chinese_minnow	TTGTTTCTTTACTCT	GGATTTCCAACCTAAC	CCTTGCATGGATGTG	TGGATTGTCTGCTGT	AAATATTTGAGCATC	AGTTAACTTCTCCAC							781
5 Jap_Silver_carp	-----	-----	-----	-----	-----	-----	-----	-----	-----	-----	-----	-----	281
6 zebrafish2	-----	-----	-----	-----	-----	-----	-----	-----	-----	-----	-----	-----	461
7 zebrafish1	-----	-----	-----	-----	-----	-----	-----	-----	-----	-----	-----	-----	429
	901	915	916	930	931	945	946	960	961	975	976	990	
1 yellow_perch	-----CCAGAT	CATGTTTCGAGACCTT	CAACACCCCTGCCAT	GTACGTTGCCATCCA	GGCCGTGCTGTCCCT	GTATGCCTCTGGTCCG							440
2 gilthead_bream	-----CCAGAT	CATGTTTCGAGACCTT	CAACACCCCTGCCAT	GTACGTTGCCATCCA	GGCCGTGCTGTCCCT	GTATGCCTCTGGTCCG							214
3 grass_carp	-----ACAGAT	CATGTTTCGAGACCTT	CAACACCCCTGCCAT	GTACGTTGCCATCCA	GGCCGTGCTGTCCCT	GTATGCCTCTGGTCCG							440
4 Chinese_minnow	TCTCTCTTTCCAGAT	CATGTTTCGAGACCTT	CAACACCCCTGCCAT	GTACGTTGCCATCCA	GGCCGTGCTGTCCCT	GTATGCCTCTGGTCCG							871
5 Jap_Silver_carp	-----ACAGAT	CATGTTTCGAGACCTT	CAACACCCCTGCCAT	GTACGTTGCCATCCA	GGCCGTGCTGTCCCT	GTATGCCTCTGGTCCG							362
6 zebrafish2	-----	-----	-----	-----	-----	-----	-----	-----	-----	-----	-----	-----	461
7 zebrafish1	-----	-----	-----	-----	-----	-----	-----	-----	-----	-----	-----	-----	429
	991	1005	1006	1020	1021	1035	1036	1050	1051	1065	1066	1080	
1 yellow_perch	TACCACTGGTATCGT	CATGGACTCCGGTGA	TGGTGTGACCCACAC	AGTGCCCATCTATGA	GGGCTATGCCCTGCC	CCACGCCATCTCCG							530
2 gilthead_bream	TACCACTGGTATTGT	CATGGACTCCGGTGA	TGGTGTGACCCACAC	AGTGCCCATCTATGA	GGGCTATGCCCTGCC	CCACGCCATCTCCG							304
3 grass_carp	TACCACTGGTATCGT	GATGGACTCTGGTGA	TGGTGTGACCCACAC	TGTGCCCATCTACGA	GGGTTACGCCCTGCC	CCACGCCATCTCCG							530
4 Chinese_minnow	TACCACTGGTATCGT	GATGGACTCTGGTGA	TGGTGTGACCCACAC	TGTGCCCATCTACGA	GGGTTACGCCCTGCC	CCACGCCATCTCCG							961
5 Jap_Silver_carp	TACCACTGGTATTGT	GATGGACTCTGGTGA	TGGTGTGACCCACAC	TGTGCCCATCTACGA	GGGTTACGCCCTGCC	CCACGCCATCTCCG							452
6 zebrafish2	-----	-----	-----	-----	-----	-----	-----	-----	-----	-----	-----	-----	461
7 zebrafish1	-----	-----	-----	-----	-----	-----	-----	-----	-----	-----	-----	-----	429
	1081	1095	1096	1110	1111	1125	1126	1140	1141	1155	1156	1170	
1 yellow_perch	TCTGGACTTGGCTGG	CCGTGACCTCACAGA	CTACCTCATGAAGAT	CCTGACAGAGCGTGG	GTACTCATTCACCAC	CACAGCTGAGAGGGA							620
2 gilthead_bream	TCTGGACTTGGCCGG	CCGCGACCTCACAGA	CTACCTCATGAAGAT	CCTGACAGAGCGTGG	CTACTCCTTCACCAC	CACAGCCGAGAGGGA							394
3 grass_carp	TCTGGACTTGGCTGG	CCGTGACCTGACTGA	CTACCTCATGAAGAT	CCTGACAGAGCGTGG	CTACAGCTTCACCAC	CACAGCCGAGAGGGA							620
4 Chinese_minnow	TCTGGACTTGGCTGG	CCGTGACCTGACTGA	CTACCTCATGAAGAT	CCTGACAGAGCGTGG	TTACAGCTTCACCAC	CACAGCTGAGAGGGA							1051
5 Jap_Silver_carp	TCTGGACTTGGCTGG	CCGTGACCTGACTGA	CTACCTCATGAAGAT	CCTGACAGAGCGTGG	CTACAGCTTCACCAC	CACAGCCGAGAGGGA							542
6 zebrafish2	-----	-----	-----	-----	-----	-----	-----	-----	-----	-----	-----	-----	461
7 zebrafish1	-----	-----	-----	-----	-----	-----	-----	-----	-----	-----	-----	-----	429
	1171	1185	1186	1200	1201	1215	1216	1230	1231	1245	1246	1260	
1 yellow_perch	AATCGTGCCTGACAT	CAAGGAGAAGCTGTG	CTATGTCGCCCTGGA	CCTCGAGCAGGAGAT	GGGCACCTGCTGCCTC	CTCTTCTCCCTGGA							710
2 gilthead_bream	AATCGTGCCTGACAT	CAAGGAGAAGCTGTG	CTATGTCGCCCTGGA	CCTCGAGCAGGAGAT	GGGCACCTGCTGCCTC	CTCTTCTCCCTGGA							484
3 grass_carp	AATTGTCCGTGACAT	CAAGGAGAAGCTGTG	CTATGTCGCCCTGGA	CCTCGAGCAGGAGAT	GGGCACCTGCTGCCTC	CTCTTCTCCCTGGA							710
4 Chinese_minnow	AATTGTCCGTGACAT	CAAGGAGAAGCTGTG	CTATGTCGCCCTGGA	CCTCGAGCAGGAGAT	GGGCACCTGCTGCCTC	CTCTTCTCCCTGGA							1141
5 Jap_Silver_carp	AATTGTCCGTGACAT	CAAGGAGAAGCTGTG	CTATGTCGCCCTGGA	CCTCGAGCAGGAGAT	GGGCACCTGCTGCCTC	CTCTTCTCCCTGGA							632
6 zebrafish2	-----	-----	-----	-----	-----	-----	-----	-----	-----	-----	-----	-----	461
7 zebrafish1	-----	-----	-----	-----	-----	-----	-----	-----	-----	-----	-----	-----	429
	1261	1275	1276	1290	1291	1305	1306	1320	1321	1335	1336	1350	
1 yellow_perch	GAAGAGCTACGAGCT	GCCCGACGGACAGGT	CATCACCATCGGCAA	TGAGAGGTTCCGTTG	CCCAGAGGCCCTCTT	CCAGCCTTCTTCTT							800
2 gilthead_bream	GAAGAGCTATGAGCT	GCCCGACGGACAGGT	CATCACCATCGGCAA	TGAGAGGTTCCGTTG	CCCAGAGGCCCTCTT	CCAGCCTTCTTCTT							574
3 grass_carp	GAAGAGCTACGAGCT	GCCCGACGGACAGGT	CATCACCATCGGCAA	TGAGAGGTTCCGTTG	CCCAGAGGCCCTCTT	CCAGCCTTCTTCTT							800
4 Chinese_minnow	GAAGAGCTATGAGCT	GCCCGACGGACAGGT	CATCACCATCGGCAA	TGAGAGGTTCCGTTG	CCCAGAGGCCCTCTT	CCAGCCTTCTTCTT							1231
5 Jap_Silver_carp	AAAGAGCTATGAGCT	G-----	-----	-----	-----	-----	-----	-----	-----	-----	-----	-----	648
6 zebrafish2	-----	-----	-----	-----	-----	-----	-----	-----	-----	-----	-----	-----	461
7 zebrafish1	-----	-----	-----	-----	-----	-----	-----	-----	-----	-----	-----	-----	429
	1351	1365	1366	1380	1381	1395	1396	1410	1411	1425	1426	1440	
1 yellow_perch	CGGTA-----	-----	-----	-----	-----	-----	-----	-----	-----	-----	-----	-----	805
2 gilthead_bream	CGGTA-----	-----	-----	-----	-----	-----	-----	-----	-----	-----	-----	-----	579
3 grass_carp	GGGTA-----	-----	-----	-----	-----	-----	-----	-----	-----	-----	-----	-----	805
4 Chinese_minnow	GGGTAGGTTTCCTTA	CAAACATTCCCTGGT	GTGTGTATGTACT	AGATTTAATTTGAAG	GCGAGTACAAGAACA	CTGGCTAATCATTTT							1321
5 Jap_Silver_carp	-----	-----	-----	-----	-----	-----	-----	-----	-----	-----	-----	-----	648
6 zebrafish2	-----	-----	-----	-----	-----	-----	-----	-----	-----	-----	-----	-----	461
7 zebrafish1	-----	-----	-----	-----	-----	-----	-----	-----	-----	-----	-----	-----	429
	1441	1455	1456	1470	1471	1485	1486	1500	1501	1515	1516	1530	
1 yellow_perch	-----	---TGGAGTCTGCG	GAATCCATGAGACCA	CCTACAACAGCATTA	TGAAGTGTGATGTCG	ACATCCGTAAGGACC							877
2 gilthead_bream	-----	---TGGAGTCTGCG	GAATCCATGAGACCA	CCTACAACAGCATTA	TGAAGTGTGATGTCG	ACATCCGTAAGGACC							651
3 grass_carp	-----	---TGGAGTCTGCG	GAATCCATGAGACCA	CCTACAACAGCATTA	TGAAGTGTGATGTCG	ACATCCGTAAGGACC							877
4 Chinese_minnow	TGTCTTGTCTGTCAG	GTATGGATTCTTGGC	GTATCCATGAGACCA	CCTTCAACTCCATCA	TGAAGTGTGACGTCG	ACATCCGTAAGGACC							1411
5 Jap_Silver_carp	-----	-----	-----	-----	-----	-----	-----	-----	-----	-----	-----	-----	648
6 zebrafish2	-----	-----	-----	-----	-----	-----	-----	-----	-----	-----	-----	-----	461
7 zebrafish1	-----	-----	-----	-----	-----	-----	-----	-----	-----	-----	-----	-----	429
	1531	1545	1546	1560	1561	1575	1576	1590	1591	1605	1606	1620	
1 yellow_perch	TGTACGCCAACACCG	TGCTGTCTGGAGGTA	CCACCATGTACCCCG	GCATTGCCGACAGGA	TGCAGAAGGAGATCA	CAGCCCTGGCCCAT							967
2 gilthead_bream	TGTATGCCAACACTG	TGCTGTCTGGAGGTA	CCACCATGTACCCCG	GCATTGCCGACAGGA	TGCAGAAGGAGATCA	CAGCCCTGGCCCAT							741
3 grass_carp	TGTATGCCAACACTG	TATTGTCTGGTGGTA	CCACCATGTACCCCG	GCATTGCCGACAGGA	TGCAGAAGGAGATCA	CATCCCTGGCCCCA							967
4 Chinese_minnow	TGTATGCCAACACTG	TATTGTCTGGTGGTA	CCACCATGTACCCCG	GCATTGCCGACAGGA	TGCAGAAGGAGATCA	CATCCCTGGCCCCA							1501
5 Jap_Silver_carp	-----	-----	-----	-----	-----	-----	-----	-----	-----	-----	-----	-----	648
6 zebrafish2	-----	-----	-----	-----	-----	-----	-----	-----	-----	-----	-----	-----	461
7 zebrafish1	-----	-----	-----	-----	-----	-----	-----	-----	-----	-----	-----	-----	429
	1621	1635	1636	1650	1651	1665	1666	1680	1681	1695	1696	1710	
1 yellow_perch	CCACCATGAAAATCA	AG-----	-----	-----	-----	-----	-----	-----	-----	-----	-----	-----	984
2 gilthead_bream	CCACCATGAAATCA	AG-----	-----	-----	-----	-----	-----	-----	-----	-----	-----	-----	758
3 grass_carp	GCACAATGAAAATCA	AG-----	-----	-----	-----	-----	-----	-----	-----	-----	-----	-----	984
4 Chinese_minnow	GCACAATGAAAATCA	AGGTGAGCTTTGACC	CTTGCCGCTTATATC	AGTATATATCTAAAC	GCACTCTGCTGTGTT	TAGCAACTCTGCATC							1591
5 Jap_Silver_carp	-----	-----	-----	-----	-----	-----	-----	-----	-----	-----	-----	-----	648
6 zebrafish2	-----	-----	-----	-----	-----	-----	-----	-----	-----	-----	-----	-----	461
7 zebrafish1	-----	-----	-----	-----	-----	-----	-----	-----	-----	-----	-----	-----	429
	1711	1725	1726	1740	1741	1755	1756	1770	1771	1785	1786	1800	
1 yellow_perch	-----	-----	---ATTAT	TGCCCCACCAGAGCG	TAAATACTCTGTCTG	GATCGGAGGCTCCAT	CCTGGCCTCTCTGTC						1049
2 gilthead_bream	-----	-----	---ATCAT	TGCCCCACCTGAGCG	TAAATACTCTGTCTG	GATCGGAGGCTCCAT	CCTGGCCTCTCTGTC						823
3 grass_carp	-----	-----	---ATCAT	TGCCCCACCTGAGCG	TAAATACTCTGTCTG	GATCGGAGGCTCCAT	CCTGGCCTCTCTGTC						1049
4 Chinese_minnow	GTGCTAATTGTCTGT	TTCTCTCAGATCAT	TGCCCCACCTGAGCG	TAAATACTCTGTCTG	GATCGGAGGCTCCAT	CCTGGCCTCTCTGTC							1681
5 Jap_Silver_carp	-----	-----	-----	-----	-----	-----	-----	-----	-----	-----	-----	-----	648
6 zebrafish2	-----	-----	-----	-----	-----	-----	-----	-----	-----	-----	-----	-----	461
7 zebrafish1	-----	-----	-----	-----	-----	-----	-----	-----	-----	-----	-----	-----	429



	1801	1815	1816	1830	1831	1845	1846	1860	1861	1875	1876	1890
1 yellow_perch	CACCTTCCAGCAGAT	GTGGATCAGCAAGCA	GGAGTACGATGAGTC	CGGCCCTCCATCGT	CCACCGTAAATGCTT	CTAA						1128
2 gilthead_bream	CACCTTCCAGCAGAT	GTGGATTA-----	-----	-----	-----	-----	-----	-----	-----	-----	-----	846
3 grass_carp	CACCTTCCAGCAGAT	GTGGATTAGCAAGCA	GGAGTACGATGAGTC	TGGACCATCCATCGT	CCACCGCGAATGCTT	CTAA						1128
4 Chinese_minnow	CACCTTCCAGCAGAT	GTGGATTAGCAAGCA	GGAGTATGATGAGTC	TGGACCATCCATTGC	CCACCGCAAATGCTT	CTAA						1760
5 Jap_Silver_carp	-----	-----	-----	-----	-----	-----	-----	-----	-----	-----	-----	648
6 zebrafish2	-----	-----	-----	-----	-----	-----	-----	-----	-----	-----	-----	461
7 zebrafish1	-----	-----	-----	-----	-----	-----	-----	-----	-----	-----	-----	429

Where: **reverse primers**; **forward primers**; **over lap between primers**, and parts of the Chinese minnow sequence identified as introns are shown in light grey.

---

**Accession numbers for different sequences used:** Yellow Perch: AY332493; Gilthead bream: F384096; Grass Carp: AF393832; Chinese minnow: AF200957; Sliver Carp: AB020852; zebrafish 1: CB366679; zebrafish 2: CB366658.