

## Product- Service Systems applied to reusable packaging systems: a strategic design tool

Yuan Long<sup>a</sup>, Fabrizio Ceschin<sup>b</sup>, Noha Mansour<sup>c</sup> and David Harrison<sup>d</sup>

<sup>a,b,c,d</sup>Design College of Engineering, design and physical Sciences, Brunel University London

*Environmental sustainability is under the threat of the excessive single-use plastic packaging waste which current waste management fails to address. Therefore, the issue has led to an identification of the solution which can curb the packaging waste without sacrificing the social needs.*

*Reusable packaging systems (RPSs) represents a circular approach to close the loop of consumption in which packaging can stay longer in the system to satisfy social needs. However, the implementation of reusable packaging is limited. Product-Service Systems (PSSs) is widely regarded as a sustainable business model innovation for embracing circular consumption. As a result, applying PSSs to RPSs should be promising to address the packaging waste issue. However, there is limited knowledge regarding adopting this approach to address the packaging crisis. This paper aims to understand how to apply PSSs to RPSs for supporting professionals to address the packaging crisis for the food and household products industry.*

*The methodology of this paper is a combination of case studies and expert interviews. 57 case studies are collected, analyzed, and formulated into 15 archetypal models that represent all types of RPSs in the current market. In parallel, a classification is developed to embrace those 15 archetypal models and a total number of 24 experts, who are packaging consultants, NGO professionals who address plastic waste and reusable packaging entrepreneurs, were invited for the evaluation of the design tool.*

*This research provides a strategic design tool to support packaging professionals to design RPSs. The application of the tool is to support the understanding of the RPSs, analyzing the markets, identifying new opportunities, and generate RPSs. The implication of this research is to provide insights for academics and businesses in terms of tackling single-use packaging waste and build a foundation to further develop the design tool for generating RPSs.*

**Keywords:** Product-Service Systems, Reusable Packaging Systems, environmental sustainability

---

\* Corresponding author: **Yuan Long** | e-mail: Yuan.long@brunel.ac.uk

## 1. Introduction

### 1.1 Plastic problem

There is no doubt that plastic plays a critical role in our era (Thompson et al., 2009). The characteristics of the plastic are low-cost, durable, long-lasting, and flexible which makes plastic an indispensable element in daily life (Heidbreder, Bablok, Drews, & Menzel, 2019). However, clear evidence indicates that our world is under the threat of plastic waste that the current waste management approach cannot properly address. For instance, there is an estimated amount of 250000 tons of plastic in the ocean and thus affect the marine ecosystem (Eriksen et al., 2014); the beaches are littered by plastic debris which estimates 37 million pieces and 18 tones (Cookson, 2018). Without proper strategies to curb the issue, the total quantity of plastic leakages in the ocean will be more than the total quantity of fish (by weight) in 2050 (Ellen MacArthur Foundation, 2017). The plastic waste will not only damage the diversities of species in the ocean but also negatively affect animal health individually. From the report of Cookson (2018), an example of 225 pieces of plastic in the stomach of one three-month-old chick, weighing 10% of its body mass. That would be equivalent to an average human caring about 6-10 kg of plastics. Furthermore, Royer, Ferron, Wilson & Karl (2018) argue that plastic could be a source of climate change because the plastic may generate greenhouse gases if it is exposed to sunlight. Under those circumstances, it is time to explore the alternative to address the plastic issues.

### 1.2 Reusable packaging systems

#### 1.2.1 What are they

According to Palsson (2018), the types of packaging are classified as primary packaging (packaging in direct contact with commodities), secondary packaging (packaging that wraps primary packaging) and tertiary packaging (packaging that facilitates the protecting, handling and transporting of secondary packaging). Inside plastic waste, most of it is primary packaging waste. Hence, addressing primary packaging waste is critical (Geyer, Jambeck, & Law, 2017). Many scholars endorse reusable packaging systems (RPSs) as a promising approach to address packaging waste (Gregoire and Chauvelot, 2019; Wood and Sturges, 2010; Lofthouse and Bhamra, 2006; Monkhouse, Bowyer, & Farmer, 2004; Ellen MacArthur Foundation, 2017; Kunamaneni, Jassi and Hoang, 2019). Generically, RPSs are to enable packaging to be used multiple times in an attempt to maximize its value within the lifespan (Ellen MacArthur Foundation, 2019). Understanding primary RPSs is a novelty research pathway and most relevant knowledge is based on the studies of reusable packaging from the supply chain (Mahmoudi and Parviziomran, 2020; Mckerrow, 1996; Monkhouse et al, 2004). This knowledge can provide insights to explore primary RPSs. For instance, Loop is a circular online shopping platform in which consumers can order their food and household products in the durable reusable packaging. Loop follows the operation of reverse logistics. Consumers will need to pay for a deposit for renting the packaging. The deposit will be refunded when consumers stop using the service and the empty packaging will be collected and put back to the phase of use by Loop.

#### 1.2.2 RPSs' role in tackling plastic problem

The current consumption model is a linear process in which single-use packaging products can temporarily satisfy social needs but being thrown away when it becomes empty (Ellen MacArthur Foundation, 2017; Gullstrand Edbring, Lehner, & Mont, 2016; Wastling, Charnley, & Moreno, 2018). Waste generation is inevitable. The amount of waste is correlated with the amount of production. Satisfying the increasing demand will have to increase the number of production. Considering that the current waste management approaches fail to address the environmental impact of plastic waste (Eg: Landfill causes water contamination, incineration causes air pollution and recycle consumes energy), it reveals how the current plastic crisis is developed (Ellen MacArthur Foundation, 2017). To minimise the waste, transitioning towards the circular consumption model is the main trend (Ellen MacArthur Foundation, 2017). Essentially, RPSs' role in tackling the plastic problem is to close the loop of consumption in which the number of packaging is always satisfactory in the system. As a result, it reduces the need to produce new ones, maximize the value of each packaging in the system and push down the overall quantity of plastic waste.

### 1.3 Research question

This research aims to explore how to tackle plastic waste by supporting professionals to design primary RPSs. The scope of this research is within the food and household products. Two research questions are defined. They are how to develop a design tool to classify current RPSs and how the design tool can support professionals in addressing the plastic problem. This paper is structured into five sections. The introduction provides background regarding plastic problem and RPSs. The literature review provides information relating to PSSs and RPSs. In the methodology section, this explains how the design

tool is developed and evaluated. The results and discussion section presents the results and discuss them. Finally, a conclusion provides a summary of this research, limitation, and implication for the future study path.

## **2.Literature review**

### **2.1 Definition of RPSs**

Generically, the roles of packaging are to facilitate carrying, protect and contain a subject (Hansch & Kinkel, 1995). The definition of packaging has been given by Hansch & Kinkel (1995):

‘packaging’ shall mean all products made of any materials of any nature to be used for the containment, protection, handling, delivery, and presentation of goods, from raw materials to processed goods, from the producer to the user or the consumer. ‘Non-returnable’ items used for the same purposes shall also be considered to constitute packaging (Hansch &Kinkel, 1995, p. 327).

The definition of primary RPSs is limited in the literature and most definitions are related to secondary and tertiary packaging. Nevertheless, the definition of RPSs has been underlined by the Hansch & Kinkel (1995):

‘reuse’ shall mean any operation by which packaging, which has been conceived and designed to accomplish within its life cycle a minimum number of trips or rotations, is refilled or used for the same purpose for which it was conceived, with or without the support of auxiliary products present on the market enabling the packaging to be refilled. (Hansch &Kinkel, 1995, p. 328)

Besides, according to European standard BS En 13429:2004, the definition of “RPSs” is ‘Packaging component which has been conceived and designed to accomplish within its life cycle a minimum number of trips or rotations in a system for reuse’ (British Standards Institution, 2004, p. 34).

Implementing RPSs can bring many benefits to companies (Eg: cutting costs, improving user experience and optimizing operation) (Ellen MacArthur Foundation, 2019). Hence, properly identifying a business model that can be applied for RPSs is critical for the implementation (Lewandowski, 2016; Lofthouse & Prendeville, 2018)

### **2.2 Product-Service Systems (PSSs) and RPSs**

Several authors argue that applying PSSs is a promising approach to close the loop of consumption (Baines et al., 2007; Mont, 2004; Tukker & Tischner, 2006). The concept of PSSs is to decouple value from material by offering consumers satisfaction rather than sell goods to meet the demand (Tukker, 2004). One definition is defined by Tukker & Tischner, ‘a mix of tangible products and intangible services designed and combined so that they are jointly capable of fulfilling final customer needs’ (Tukker &Tischner, 2006, p. 1552). PSSs are not novelty concepts that have been implemented by various companies (Goedkoop, van Halen, te Riele, & Rommens, 1999; Mont, 2004; Vezzoli, 2007). All of the implemented PSSs highlight that a properly designed PSSs solution can dematerialize the consumption, intensify resource use and maximize resource efficiency (Mont, 2004; Manzini & Vezzoli, 2003; Tukker & Tischner, 2006).

Applying PSSs for RPSs is suitable. For instance, Kuzmina, Prendeville, Walker, & Charnley (2019) argue that PSSs are particularly relevant to Fast-Moving Consumable Goods (FMCG) sectors in terms of reducing the number of packaging waste. Kunamaneni, Jassi, & Hoang (2019) believe that offering PSSs services can intensify the use of the same packaging which reduces the social demand for packaging usage. Lofthouse & Bhamra (2006) affirm that it is feasible to apply PSS for the personal care industry regarding achieving environmental and financial sustainability.

Understanding what role that PSSs play in RPSs is important. According to Zeeuw van der Laan & Aurisicchio (2019), the role that PSSs play in RPSs is to offer revalorisation services to close the loop of consumption. The definition of revalorisation services is ‘offers that aim at closing the product material cycle by taking products back, reusing usable parts in new products and recycling materials if reuse is not feasible’ (Mont, 2002, p.241). Applying this concept to RPSs, two types of revalorisation services can be designed. The first one is to provide additional services for consumers to reuse the packaging. The second one is companies collect empty packaging from consumers with the aim to put it back to the phase of use. Based on literature review and case collection (Lofthouse & Bhamra, 2006; Ellen MacArthur Foundation, 2019), additional services have two sub-categories which are to offer refill pods service and refill station service. Refill pods service means consumers can acquire refill pods and self-refill their packaging. Refill station means that consumers bring their packaging to a refill station. Companies take-back services have two sub-categories which are to offer collection service and drop-off locations. Collection service means that companies will reach consumers for the collection of empty used packaging. Offering drop-off locations means that consumers will return the empty used packaging to a location where companies will come to collect. Accordingly,those four revalorisation services are designed to close the consumption loop.

### 2.3 Environmental benefits and limitations

One of the explicit environmental benefits of implementing RPSs is to reduce the overall amounts of packaging waste that goes to waste schemes and recycling processes (Karst, 2013). Not only does it reduce the overall packaging waste, but it also reduces the workload on waste management and energy consumption on recycling processes. Implementing RPSs can reduce product waste as well. According to Karst (2013), Foundation for Reusable System compared the product damage rate between RPSs and single-use packaging system based on life cycle span, the results showed that products in RPSs will suffer lower damage rate because of packaging's strength, consistent size, and compatibility. In parallel, from the consumers' perspective, some RPSs require customers to finish their products before refilling and it also leads to less product waste (Lofthouse & Bhamra, 2006). Furthermore, customers can customize the quantities of products as much as they need. consequently, products can be consumed properly and less product waste will be generated (Beitzen-Heineke, Balta-Ozkan, & Reefke, 2017).

However, the environmental limitations of implementing RPSs are also identified. First of all, all of the environmental benefits of RPSs are built on the hypothesis that is RPSs can work perfectly well in the ideal situation (Lofthouse & Bhamra, 2006). However, implementing successful RPSs will depend on consumers' participation (Zeeuw van der Laan & Aurisicchio, 2019; Wastling, Charnley, & Moreno, 2018; Steenis, van der Lans, van Herpen, & van Trijp, 2018). If consumers still treat reusable packaging as single-use packaging, those environmental benefits will not be achieved (Lofthouse & Bhamra, 2006). Secondly, the limitations can be perceived from the refill process which may involve intensified transporting activities (Eg: delivering refill pods to consumers for self-refill; companies collect empty packaging from consumers to refill). Therefore, it could generate more gas emission and consume more fuel than operating single-use packaging products (Boehm & Thomas, 2013) The gas emission and fuel consumption are both negative to the environment. Thirdly, Garrido & Del Castillo (2007) also pinpoint the significance of washing operation. They argue that mass washing is correlated with electricity and water consumption which means that more washing operation will result in more electricity and water consumption. Consequently, while RPSs push down the number of packaging and product waste, the issues of resource consumption and gas emission will emerge.

### 2.4 Existing dimensions for classifying PSSs and RPSs

There are several dimensions to classify PSSs and RPSs. Most PSSs dimensions are identified from the literature but RPSs dimensions are dependent on the literature and case collection. Those dimensions will be explained below:

#### 2.4.1 PSSs dimensions

Most PSSs dimensions can be defined from literature. For instance, Gaiardelli, Resta, Martinez, Pinto, & Albores (2014) concluded that value proposition is a significant dimension for characterising PSS offerings in B2C and B2B contexts and it can strictly influence other dimensions. PSSs dimensions are shown below:

Product ownership is to identify who owns the product in the PSS offering. The product's ownership is important because it determines whose responsibility to maintain the function of products (Aurichl & Fuchs, 2004; Manzini & Vezzoli, 2003; Tukker, 2004)

The PSS operation can be understood as how the product is operated by stakeholders such as consumers or PSS providers and this is associated with product ownership. PSS providers can sell products, rent products or offer pure services to consumers (Ceschin, 2014; Mont, 2004; Tukker, 2004; Vezzoli & Ceschin, 2015)

Environmental sustainability and innovation level are closely connected. Environmental sustainability can measure the degree of environmental impacts and innovation level can measure the level of the novelty of the business models. Several scholars point out that result-oriented PSS offers have the highest environmental sustainability and innovation level followed by user-oriented PSS offers and product-oriented PSS offers (Mont, 2004; Reim, Parida, & Ortqvist, 2015; Tukker, 2004 Vezzoli & Manzini, 2008;).

#### 2.4.2 RPSs dimensions

Literature and analysis of collected cases offer insights to define the RPSs dimensions. The dimensions are shown below:

The ownership of packaging is important to classify RPSs. According to McKerrow (1996) and Dubiel (1996), if the collection mechanism is properly designed, the ownership of packaging determines whose responsibility to put the empty packaging back to the phase of use. The collected cases suggested that the ownership of packaging can be PSS providers own, businesses own and consumers own.

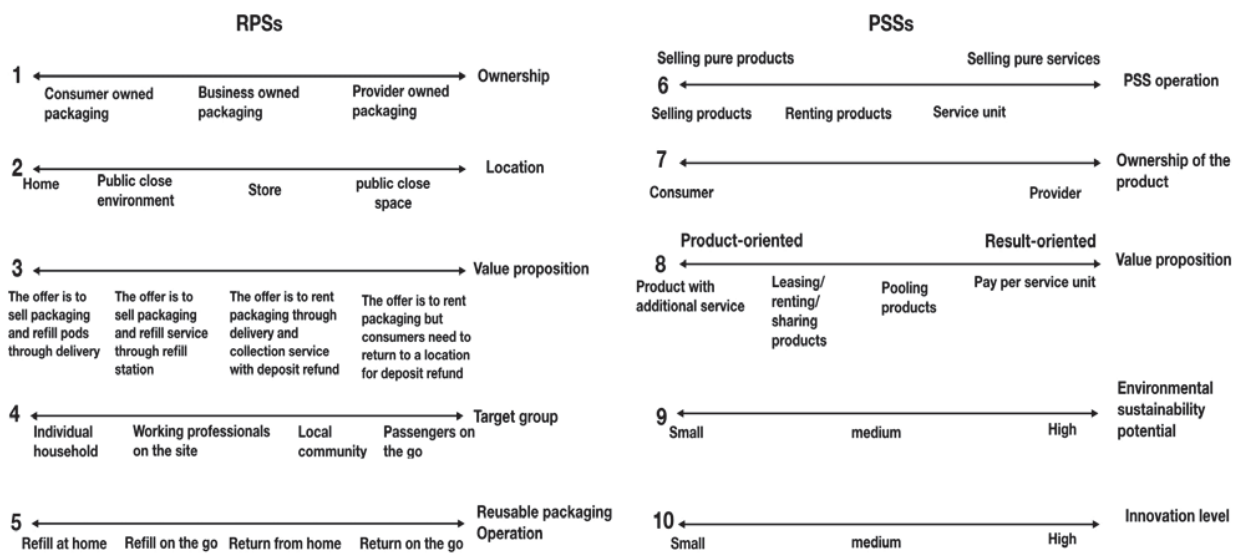
The value proposition dimension is implicated by Ellen MacArthur Foundation (2019) and it means how the RPSs offers will be delivered to consumers. According to Tukker (2015), the value proposition is a mixture of products and services. RPSs offers include packaging with different ownership and different revalorisation services.

According to Zeeuw van der Laan & Aurishchio (2019), the location of RPSs refers to where the revalorization services take place. (Eg: companies collect the packaging from consumers' homes or consumers will need to go to a place for a refill). Based on the case studies collection and Ellen MacArthur Foundation (2019), The location can be defined as home, public close environment which refers to a place which certain people can enter (Eg: office), the store and public open environment which everyone can go.

The target group can be found heavily associated with the location and identified as another dimension. For instance, if the location is home and the target group should be household; if the location is the public close environment and target group should be working professionals on the sites such as office; if the location is the store and the target group should be local community; if the location is a public open environment and the target group should be passengers on the go.

The reusable packaging operation is used to classify how stakeholders work together to deliver the solutions and it is associated with the value proposition. Based on Ellen MacArthur Foundation (2019), the operation can be "refill at home", "refill on the go", "return from home" and "return on the go". In conclusion, Figure 1 will show the existing dimensions for RPSs and PSSs:

Figure 1



The existing dimensions of PSSs and RPSs

### 3. Methodology

The methodology section explains how the design tool was developed by the researchers and evaluated by participants. Developing the design tool and evaluating the design tool were identified as the two phases that can be illustrated below:

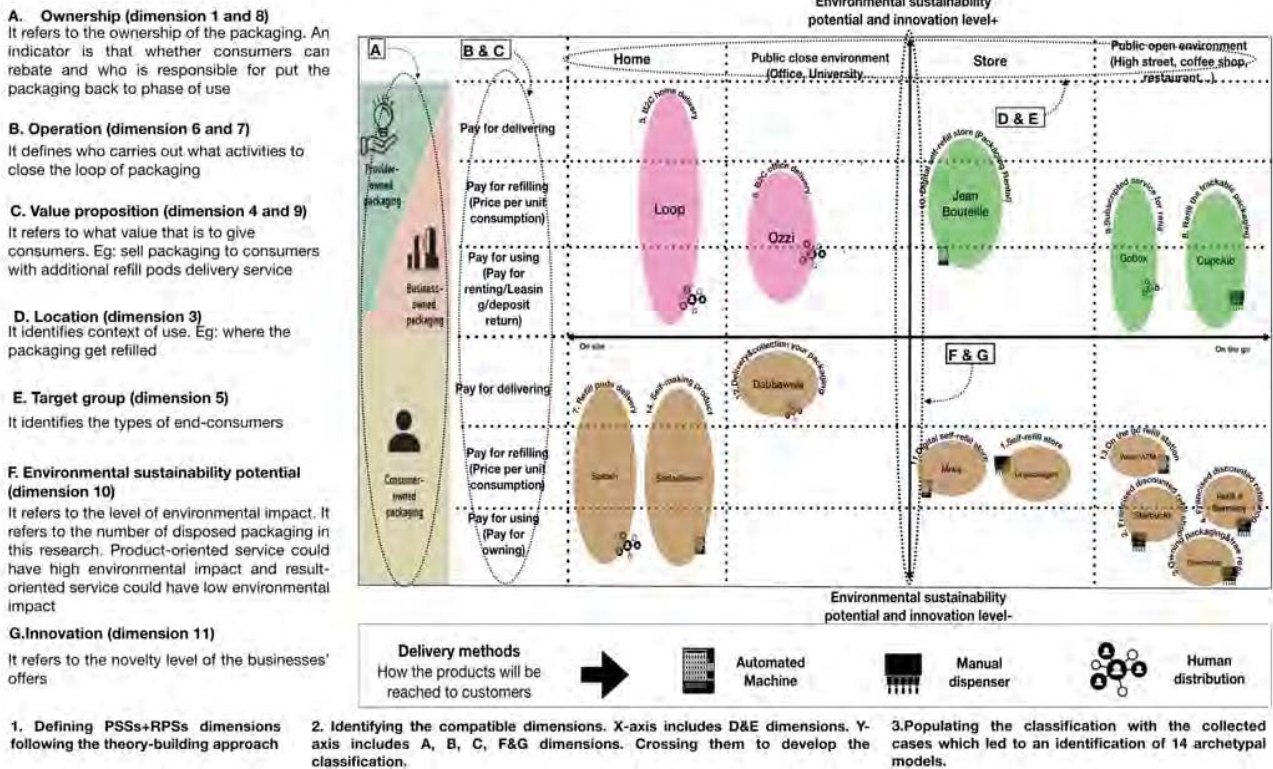
#### 3.1 Developing the design tool

First of all, dimensions offer an insight to characterise PSSs and RPSs. A case collection which aimed to collect all types of PSSs applied to RPSs was conducted to understand the widest range of the characteristics. Hence, the maximum variation strategy was adopted to ensure the heterogeneity of the case collection (Miles & Huberman, 1994). To determine the number of case collections, the principle of theoretical saturation was adopted. The principle of theoretical saturation is to continually collect data until no new information can be generated (Strauss & Corbin, 1990). Regarding the credibility and reliability of the cases, triangulation was adopted to achieve it (Yin, 2003). Triangulation refers to use multiple methods to collect data to ensure all sources converged on facts of a single case. Within this research, the data of each case includes academic papers, the company's reports, websites and newspaper. Finally, 53 cases were collected during this phase.

Secondly, based on the previous outcomes, the dimensions were used to develop the classification. Firstly, a theory-building approach was adopted to identify PSSs+RPSs dimensions. The procedure of the theory-building approach is defining variables, specifying the domain, developing the internal relationship and making the specific predictions (Wacker, 1998). After PSSs+RPSs dimensions were identified, they will be used to develop the classification. Dimensions can be defined as X-axis and Y-axis. Crossing X-axis and Y-axis was the principle to create the classification. Subsequently,

the classification was populated with all cases which led to an identification of 14 archetypal models. The archetypal model refers to a certain type of business models that shares similar characteristics and each of the archetypal models is named based on their characteristics. Figure 2 explains the process of developing the classification and identification of the archetypal models.

Figure 2



*The explanation of developing classification and archetypal models*

**3.2 Evaluating the design tool**

This phase was to test the design tool's usefulness. The activity involved a pilot study with four design doctoral researchers and evaluation with 24 experts. The relevant experts were reusable packaging consultants, reusable packaging entrepreneurs, NGO professionals for reducing single-use packaging waste. Regarding the sampling strategies, the purposive sampling strategy was adopted to find those experts (Glaser, 1978). During this phase, the principle of theoretical saturation was also adopted to determine the sample size. Consequently, 15 and 9 experts were recruited during the first evaluation and second evaluation. The process of testing the design tool can be explained below:

The pilot study was to initially test the clarity and feasibility of the design tool. Since four doctoral researchers may not have relevant background, the activities started with introducing the project, and the concepts of PSSs and RPSs. Subsequently, the elements of the design tool and how the design tool works were explained to them. Finally, they were asked to reflect on this activity and data was recorded.

The feedbacks of the pilot study were implemented to improve the design tool. Next, the expert's evaluations were to test the completeness, clarity, and applications of the design tool.

The activities of testing the completeness and clarity of the design tool were to show experts the design tool and allow them to think was there any other type of business models that archetypal models cannot embrace or other dimensions that could be added to the classification. After that, the research activity was to explain the elements in the design tool and asked respondents to rate its clarity.

Regarding testing the applications of the design tool, the evaluation was to show the applications of the design tool and asked experts to rate them. Firstly, the evaluation was to show three cases in the classification and explain how the classification could characterise the different RPSs. Afterward, the research activity was to give a populated classification which implicated a market analysis scenario, and explain how this application could support analyzing the market and identifying new opportunities (Eg: what other competitors are doing, which delivery method is most in the market, which

service is most prevailing in the market). Finally, the research activity was to show the classification with market opportunities and asked respondents to generate business ideas by using archetypal models. A questionnaire was used to collect all the data.

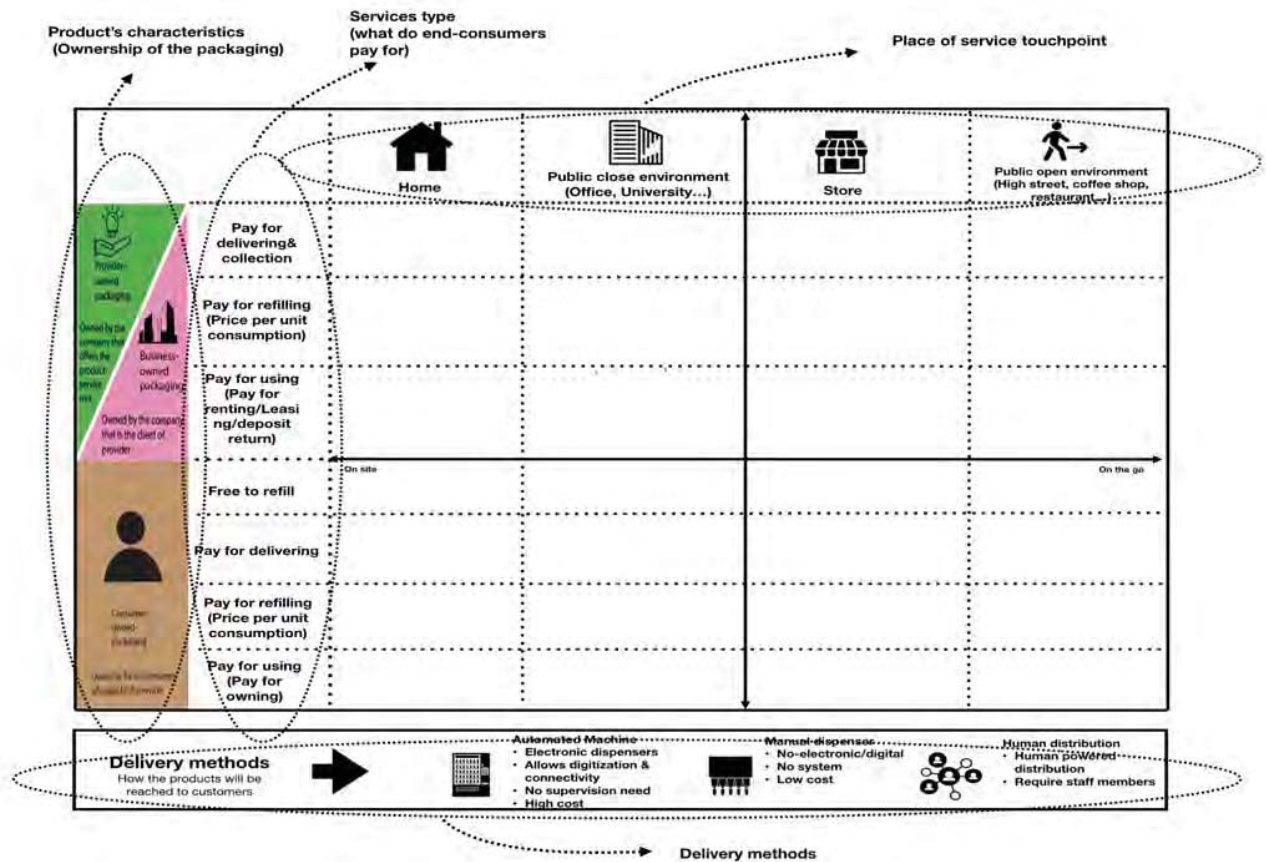
#### 4. Results and discussion

One result of this research was to have the classification and archetypal models. This section will explain the elements of the classification, an example of the archetypal models and the applications of the design tool.

##### 4.1 Classification

The classification is a polarity diagram in which the elements are product's characteristics, services types, places of service touchpoint and delivery methods. The elements of the classification can be shown in Figure 3:

Figure 3



The elements in the classification

**Product's characteristics (Ownership of the packaging):** Ownership can differentiate PSSs types. However, consumers always pay for the ownership of the packaging and the content in the food and household products industry. Therefore, the justification of packaging's ownership will be different comparing to other products (Eg: cars). Two key indicators can determine the ownership of the packaging and they are whether the empty packaging can be returned to somewhere for deposit refund and who is responsible for putting the packaging back to the phase of use. According to this point, the ownership of the packaging can be classified as consumer's owned packaging (the packaging cannot be returned for the deposit refund and consumers are responsible for putting the empty packaging back to the phase of use), business's owned packaging (consumer can return the packaging for the deposit refund and businesses will put the packaging back to the phase of use) and provider's owned packaging (consumer can return the packaging for the deposit refund and

providers are responsible for putting the packaging back to the phase of use). Graphically, colours were used to indicate the types of ownership.

**Service type (What do end-consumers pay for):** This explains what services will be provided to consumers. Within consumer-owned packaging, there are four services which are “pay for using (pay for owning)”, “Pay for refilling (Price per unit consumption)”, “Pay for delivering” and “Free to refill”. Regarding provider-owned packaging and business-owned packaging, the services are “Pay for delivery&collection”, “Pay for refilling (Price per unit consumption)” and “Pay for using (Pay for renting/Subscription/deposit return). The combination of ownership of the packaging and service types represents how the RPSs will be delivered to consumers.

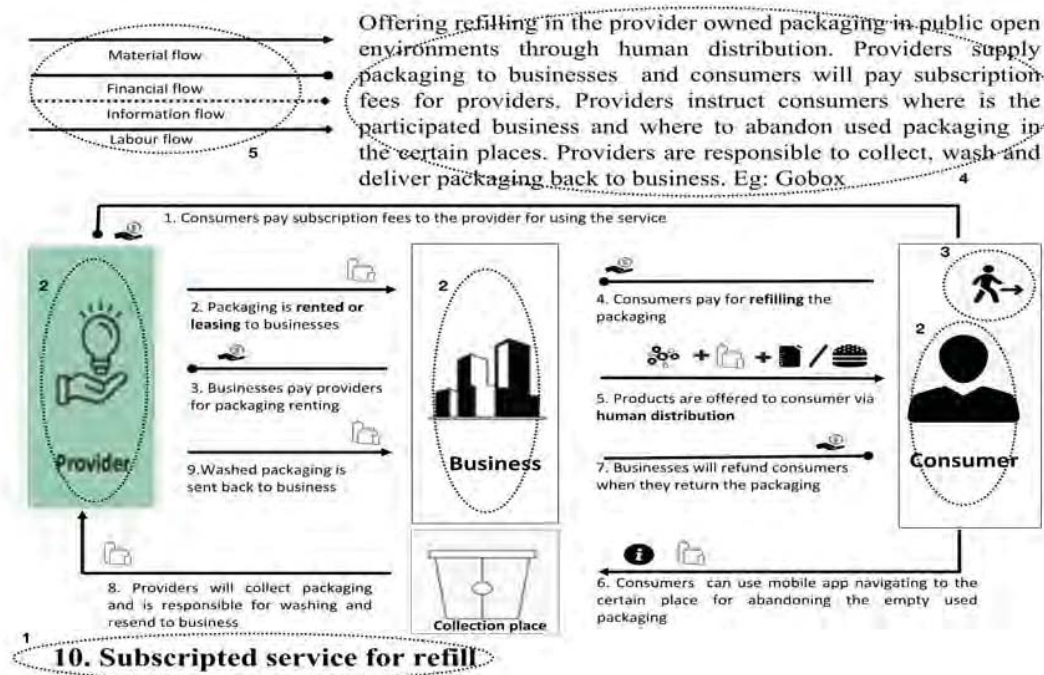
**Place of service touchpoint (Location):** This explains the location where the consumers receive the services. The locations are home (on the site), public close environment (Eg: the place that certain people can enter), store and public open environment (on the go) (Eg: the place that all people can enter). Moreover, within provider-owned packaging and business-owned packaging, the location is also associated with the return rate. Empty packaging will be more likely to return to service providers than those in the public open environment. If the location is home, consumers will not need to spend much effort in moving the empty packaging but leave the packaging at their homes. Accordingly, the return rate of the packaging could be higher. If the location is a public open environment, consumers will need to spend their time and efforts to return the packaging. Therefore, the return rate could be lower.

**Delivery methods:** This refers to in what ways that the content will be delivered to consumers. The way to deliver can be through the automated machine, manual dispenser, and human distribution. Their characteristics can be seen from the classification.

#### 4.2 Archetypal models

The archetypal models in this research are used to describe a group of cases that share similar key characteristics. A stakeholder system map is adopted to visualize the interaction among key stakeholders. The elements of the example of an archetypal model can be found in Figure 4:

Figure 4



#### The elements in one archetypal model

This example is to explain each element in the archetypal model: 1: it refers to the name of the archetypal model which summarizes some key characteristics; 2: it indicates what are the key stakeholders operating in the business. Moreover, the color refers to the ownership of the packaging. The packaging will be circulated among those three stakeholders. 3: it refers to where consumers receive the service. The icon is corresponding to the classification. In this case, the location is a



public open environment. 4: it explains how each archetypal model works. 5: They refer to different flows in the archetypal model. In this model, it has four flows which are material flow, financial flow, information flow, and labour flow. 15 identified archetypal models can be found in the **appendix**.

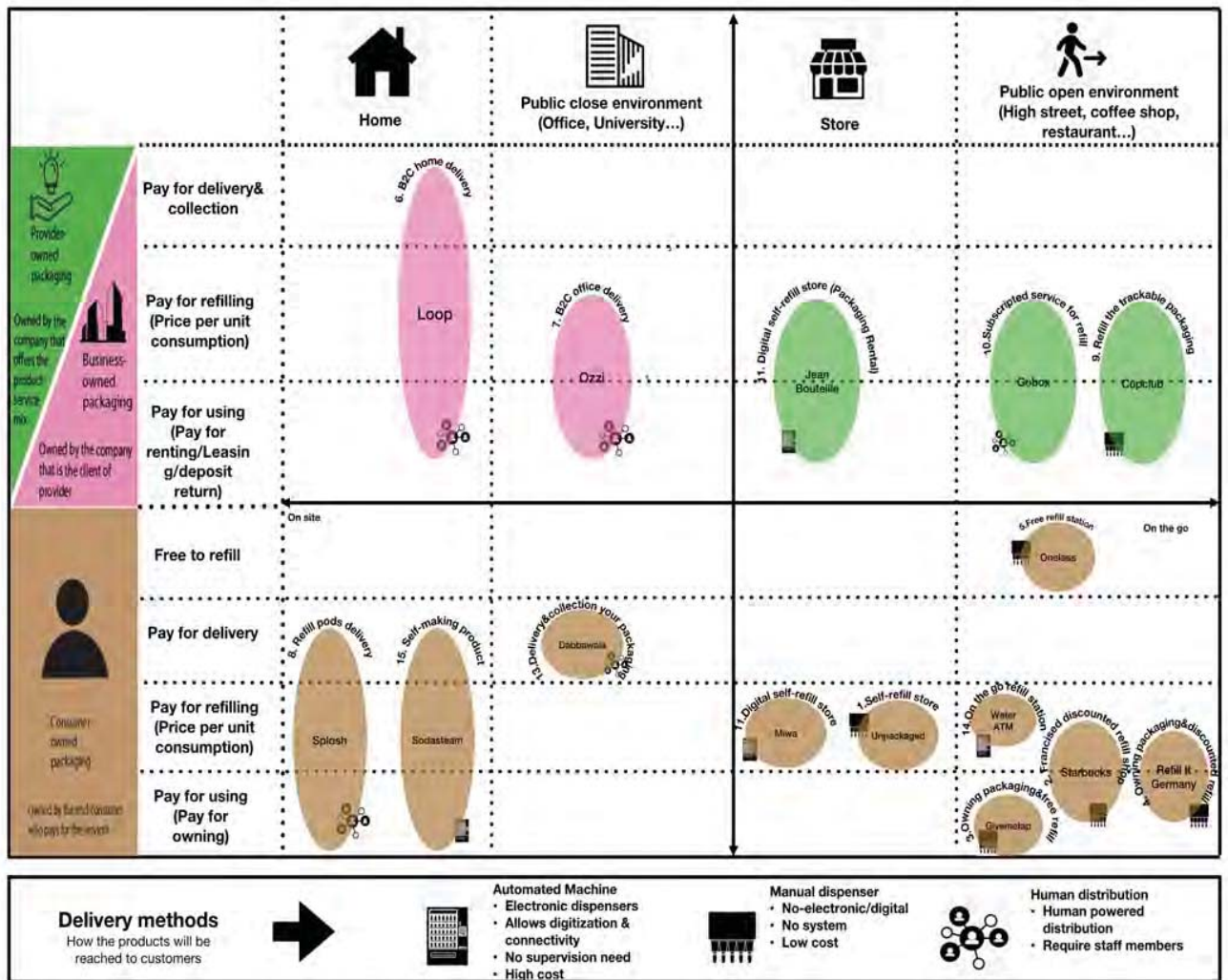
### 4.3 Potential applications of the design tool

Three applications are defined and shown in Figure 5 and Figure 6.

- Support the understanding of RPSs

Firstly, using the populated classification can lead to a systematic understanding of different RPSs (See Figure 5). In this research, all cases were collected and formulated into archetypal models which represent all types of RPSs. The classification can embrace all of them. As a consequence, it can support professionals to systematically understand different RPSs.

Figure 5



the Illustration of supporting the understanding of RPSs

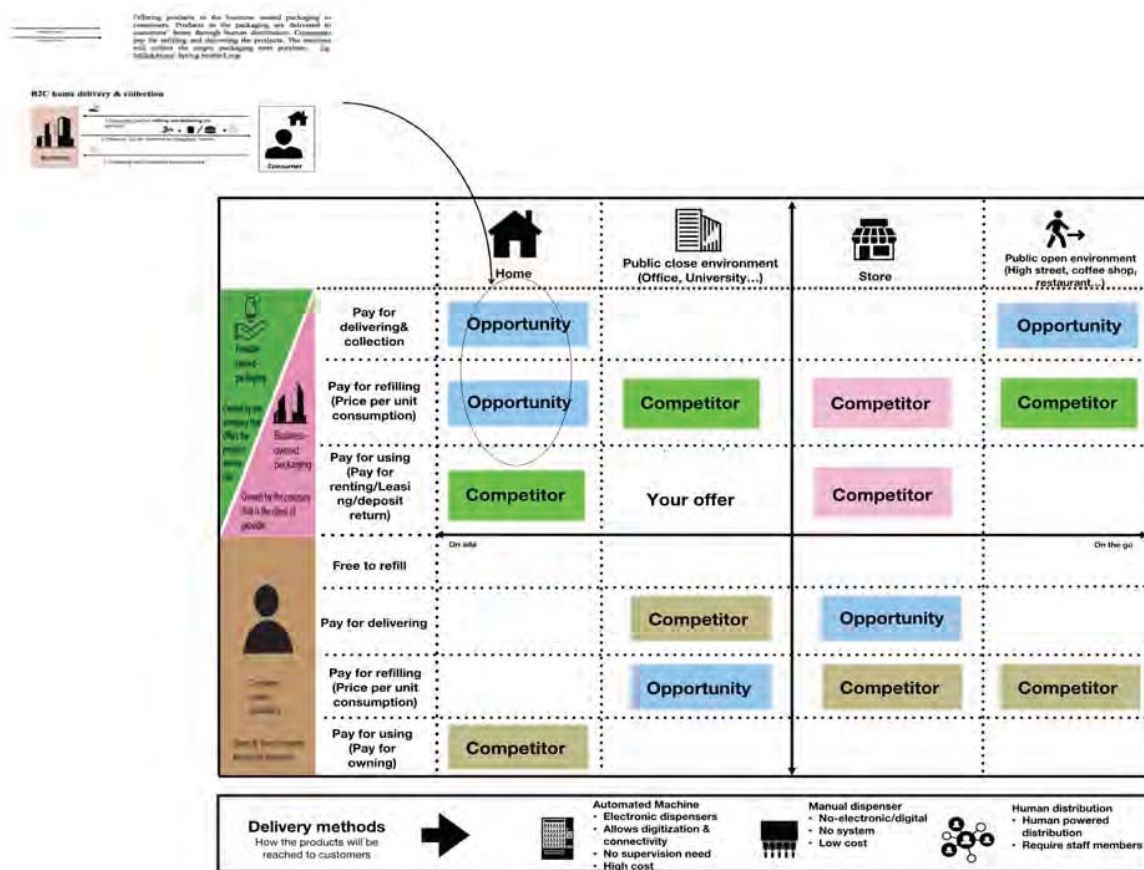
- Supporting identifying the market opportunities

The design tool can be used to acquire an overview of the market by positioning competitors' offers in classification which can lead to strategic analysis and identify market opportunities in the selected location. Figure 6 shows that if a company can position its offer and competitors' offers in the classification, it can give an overview of the market which supports the company to know what other competitors are doing as well as identify market opportunities.

- Supporting the idea generation

After the market opportunities were identified, the design tool can support idea generation by using the archetypal models to inspire new business ideas. Figure 6 can also show that when opportunities were identified, professionals can look at the archetypal models and select a suitable one to fill the market gaps.

Figure 6



The illustration of supporting identifying the market opportunities and idea generation

#### 4.4 Validation with experts

The validation of the design tool included two phases. During the first phase, 15 experts were involved. The data of the first and the second phase of the evaluation can be found in Figure 7.

##### 4.4.1 The first phase of the evaluation

First of all, Expert 7 and Expert 8, who were environmental NGO professionals, introduced three NGO cases that could not be embraced by the archetypal models. The cases were to offer free refills for consumers who bring their own packaging. Accordingly, the improvements were to add “free refill” to the dimension of consumer-owned packaging in the classification and also to formulate the corresponding archetypal model. The total number of collected cases reached 57.

Regarding the clarity, the average point was 3.47 which suggested that the clarity was under satisfaction. The clarity of the design tool was significantly important as all other applications were built upon it. The most mentioned issue was the design tool should be self-explanatory with description to use (7/15) and how to address this issue is the priority. For instance, Expert 4 confessed that “I need to figure out what did each “box” means and it was nothing there.” Expert 2, Expert 6, Expert 7, and Expert 8 similarly argued that the classification needs description texts to tell users how to use. Expert 15 explained that “I am not confident in understanding everything if I am not verbally explained.”

The average point of ease of use was 3.8 which was close to satisfaction. Two specific comments were raised to concern. Firstly, a better explanation of the business’s own packaging and provider’s own packaging was needed. For instance, Expert 8 said “What is the difference between provider’s own and business’s own? Cause it might confuse people”, Expert

11 said that "Are provider and business same thing as they are together." Secondly, improving the graphic aspects of the design tool was advised. For instance, Expert 4 said that "making the classification graphical will be better for positioning the offers because I will not need to read many words." Expert 3 suggested that "location could be replaced by some graphic icons which can be integrated into archetypal models as well."

Regarding the first application of the design tool, the average point was just above 3 (3.13). Experts argued that more characteristics matter in a real business context and more elements could be added to the design tool. For instance, cost-related elements were highly mentioned (8/15). Expert 5 rated 1 for this application because he said that "cost was the foundation to evaluate a business model and it was uncertain to know the feasibility to run the business without knowing the cost." Another comment was associated with the practicality. E1 said that "the shape of the packaging should be corresponding to certain contexts. Some packaging shape may fit on the go contexts while some packaging shape may fit home contexts." (Expert 5 and Expert 11 similarly argued). Expert 6 believed that "material should also be considered because public open scenario needs light material for carrying away and public close context can have a glass or metal material to ensure the durability."

The rating for the second application was 4.53 which indicated that most experts were satisfied with this application. The overall feedbacks were to endorse this application especially for identifying new opportunities. For instance, Expert 5 confirmed that "it is a very straightforward SWOT analysis for the marketplace for analyzing the market and seeing opportunities". Expert 8 said that "I can see opportunities clearly when the classification is populated with competitors." Expert 12 said that "it looks like a tool which is done by a marketing team and strong marketing purpose." Expert 13 said that "the design tool will be so helpful when my company wants to enter a new marketplace". Expert 15 said that "the way to overview the market is quite special and supportive, I can know what others are doing." In conclusion, based on the satisfaction of this application, it can imply that this application is validated.

The average point for the last application was 3.8. Most respondents acknowledge this application. However, a few comments were raised to concern. Expert 1 argued that "there is nothing wrong with the design tool, it is just because I knew all those models so that I didn't feel that it can support the idea generation for me." Expert 5 argued that "How can this classification tell whether there is an opportunity or something that could never be implemented". Furthermore, Expert 13 indicated "if there are multiple options of archetypal models that could fit in the identified market gap, the design tool couldn't optimise the choice."

Accordingly, the feedback and data from the first expert's evaluation were summarized: 1. more descriptive texts of each element will be added into the classification; 2. graphic icons representing location are added to classification and archetypal models; 3. adding real business names to archetypal models; 4. including clear and concise justification of provider-owned and business-owned to classification; 5. adding an axis of return rate to the classification; 6. adding "free to refill" to the classification and formulating the corresponding archetypal model. All those feedbacks were used to refine the design tool after the first round of evaluation. Subsequently, the second phase of evaluation was conducted.

#### **4.4.2 The second phase of the evaluation**

During the second phase of evaluation, the improvements were endorsed by the experts. Because the average points of each question reached above 4, it confirmed that the improvements of the design tool were validated. The endorsements came from all aspects of the design tool. For instance, all respondents indicated that this tool embraced all types of reusable packaging offers and they cannot think any of other types. Clarity and ease of use were also endorsed by different experts. For instance, Expert 16 said that "the classification is very clear and archetypal models are even clearer, I would like to give 6 points for it." Expert 20 said that "certainly the design tool is very clear and self-explanatory". Regarding ease of use, Expert 16 affirmed that "positioning my products in the classification is not a problem for me at all" Expert 18 confirmed that "since all characteristics of packaging can be reflected in the design tool, positioning products should be easy for any packaging professional"

The applications also received high endorsements. For instance, Expert 22 supported this application by saying "this tool captures important characteristics of reusable packaging offers and now I am more confident in explaining reusable packaging offers to others." Expert 16 endorsed second application by saying "apparently when I positioned competitors offers in the classification, I will know what they are doing. Besides, opportunities are so clear." For the third application, Expert 17 said that "the archetypal models explain everything, and it is so inspiring for coming up with new ideas." Expert 20 said that "archetypal models self-explain everything and I have more ideas in my database." Expert 23 said that "it is a great starting point for idea generation".

Figure 7

Rating: 1=very poor; 2=poor;3=uncertain; 4=good; 5=excellent						
Evaluating the completeness						
Are there any other types of cases that cannot be included in the archetypal models			87% respondents indicated that the archetypal models embraced all the cases and they cannot think of any other types			
Question	1	2	3	4	5	Avg
Evaluating the clarity (To what extent the design tool easy to understand?)	6.67%(1)	13.33%(2)	26.67%(4)	33.33%(5)	20.00%(3)	3.47
Evaluating the ease of use (To what extent has the positioning of your concept ideas in the design tool been easy)		20.00%(3)	20.00%(3)	20.00%(3)	40.00%(6)	3.80
Evaluating the application						
To what extent has the design tool helped you understand the different types of reusable packaging offers?	13.33%(2)	13.33%(2)	26.76%(4)	40.00(4)	6.67%(1)	3.13
To what extent the design tool helped you analyze the market and identify new opportunities?				46.67%(7)	53.33%(8)	4.53
To what extent the design tool helped you explore different variations of your concept ideas (i.e. moving the concept from an area of the map to another one)?		6.67%(1)	26.67%(4)	46.67%(7)	20.00%(3)	3.80

The data from the first experts evaluation

Rating: 1=very poor; 2=poor;3=uncertain; 4=good; 5=excellent						
Evaluating the completeness						
Are there any other types of cases that cannot be included in the archetypal models			100% respondents indicated that the archetypal models embraced all the cases and they cannot think of any other types			
Question	1	2	3	4	5	Avg
Evaluating the clarity (To what extent the design tool easy to understand?)			11.11%(1)	44.44%(4)	44.44%(4)	4.33
Evaluating the ease of use (To what extent has the positioning of your concept ideas in the design tool been easy)			22.22%(2)	55.56%(5)	22.22%(2)	4
Evaluating the application						
To what extent has the design tool helped you understand the different types of reusable packaging offers?			11.11%(1)	33.33%(3)	44.44%(4)	4.11
To what extent the design tool helped you analyze the market and identify new opportunities?				55.56%(5)	44.44%(4)	4.44
To what extent the design tool helped you explore different variations of your concept ideas (i.e. moving the concept from an area of the map to another one)?			22.22%(2)	33.33%(3)	44.44%(4)	4.22

The data from the second experts evaluation

The data from the first and second experts' evaluation

## 5. Conclusions

The research questions were how to develop a design tool to classify current RPSs and how the design tool can support professionals in addressing the plastic problem. They were answered by developing a classification and 15 archetypal models, and also conducting experts' evaluation to know how the design tool can provide support. The development process included a literature review, a collection of 57 case studies and an evaluation with 24 experts. The evaluation was to test three applications which were to support the understanding of RPSs, identifying the market opportunities and generating business ideas. Positioning different RPSs in the classification led to a characterization of each case which supports the understanding of the RPSs. In the selected geographic location, positioning the company's RPS and competitors' RPSs can identify market opportunities. After identification of the market opportunities, using the archetypal models can provide insights to generate new business ideas.

Some limitations are also highlighted. Firstly, 24 experts could be a small sample size which may yield limited knowledge. Even though respondents are relevant stakeholders, involving more respondents with a broader background can provide a more concrete evaluation which leads to better improvements. Moreover, due to the limited condition, the testing process was unable to allow participants to use the tool in the practice. Accordingly, evaluating the design tool in the practice can produce richer data to improve the design tool.

Secondly, some key factors, such as market regulation and cost elements, were excluded when formulating the archetypal models. Due to the time constraint of this research, the archetypal models can only include some key factors to support professionals. Therefore, identifying other key factors can be the focus of future research.

Thirdly, the design tool may only offer limited support for highly experienced professionals regarding idea generation and this limitation was identified by some experts. In principal, 15 archetypal models embrace all types of RPSs in reality and it can provide insights for professionals who are not familiar with those cases. However, if a professional is highly experienced and knows all those types of RPSs, the design tool can only provide limited support. For instance, Expert 19 said that "I know all those dry and liquid food business cases, therefore your tool cannot support me for idea generation" Expert 21 said that "your archetypal models cannot tell me something new" Accordingly, the next focus could be how to support high experienced professionals to stimulate new business models.

The future research path should be focusing on including more key factors to the design tool which can support different stakeholders better. For instance, the current classification can only characterise the ownership of the packaging. Comments from experts evaluation indicated that more characteristics such as the material and shape of the packaging should be included. Accordingly, the design tool can support the understanding of RPSs better. In parallel, adding more factors to archetypal models will not only elaborate on each archetypal model but also being able to support highly experienced professionals. Finally, the evaluation of the design tool can involve more experts with different backgrounds. For instance, the participants could be experts from reverse logistics or environmental policymakers. Consequently, there will be more concrete knowledge adding to the design tool and benefit more stakeholders.

## Reference

- Aurichl, J. C., & Fuchs, C. (2004). An Approach to Life Cycle Oriented Technical Service Design. *CIRP Annals-Manufacturing Technology*, 51(1), 151–154.
- Baines, T. S., Lightfoot, H. W., Evans, S., Neely, A., Greenough, R., Peppard, J., ... Wilson, H. (2007). State-of-the-art in product-service systems. Proceedings of the Institution of Mechanical Engineers, Part B: *Journal of Engineering Manufacture*, 221(10), 1543–1552. <https://doi.org/10.1243/09544054JEM858>
- Beitzen-Heineke, E. F., Balta-Ozkan, N., & Reefke, H. (2017). The prospects of zero-packaging grocery stores to improve the social and environmental impacts of the food supply chain. *Journal of Cleaner Production*, 140(1), 1528–1541. <https://doi.org/10.1016/j.jclepro.2016.09.227>
- British Standards Institution (2004) Code of reuse of packaging: BS En 13429:2004
- Boehm, M. and Thomas, O., (2013). Looking beyond the rim of one's teacup: A multidisciplinary literature review of Product-Service Systems in Information Systems, Business Management, and Engineering & Design. *Journal of Cleaner Production*, 51,245–250.
- Ceschin, F. (2010). How to facilitate the implementation and diffusion of Sustainable Product-Service Systems? In Sustainability in design: now! Challenges and opportunities for design research, education and practice in the XXI century.
- Ceschin, F. (2014). Product-service system innovation: A promising approach to sustainability. *Springer Briefs in Applied Sciences and Technology*, 17, 17–40. [https://doi.org/10.1007/978-3-319-03795-0\\_2](https://doi.org/10.1007/978-3-319-03795-0_2)
- Ceschin, F., & Gaziulusoy, I. (2016). Evolution of design for sustainability: From product design to design for system innovations and transitions. *Design Studies*, 47, 118–163. <https://doi.org/10.1016/j.destud.2016.09.002>
- Cookson, C. (2018) 'Tackling plastic pollution needs policy and new science', Financial Times.
- de Jesus, A., & Mendonca, S. (2017). Lost in Transition? Drivers and Barriers in the Eco-Innovation Road to the Circular Economy. *Ecological Economics*, 145, 75–89.
- Dubiel, M. (1996). Costing structures of reusable packaging systems. *Packaging Technology and Science*, 9(5), 237–254. [https://doi.org/10.1002/\(SICI\)1099-1522\(199609\)9:5<237::AID-PTS368>3.0.CO;2-7](https://doi.org/10.1002/(SICI)1099-1522(199609)9:5<237::AID-PTS368>3.0.CO;2-7)
- Ellen MacArthur Foundation. (2017). The New Plastics Economy: Catalysing Action. Retrieved from [https://www.ellenmacarthurfoundation.org/assets/downloads/New-Plastics-Economy\\_Catalysing-Action\\_13-1-17.pdf%0Ahttps://www.ellenmacarthurfoundation.org/assets/downloads/New-Plastics-Economy\\_Catalysing-Action\\_13-1-17.pdf%0Awww.weforum.org](https://www.ellenmacarthurfoundation.org/assets/downloads/New-Plastics-Economy_Catalysing-Action_13-1-17.pdf%0Ahttps://www.ellenmacarthurfoundation.org/assets/downloads/New-Plastics-Economy_Catalysing-Action_13-1-17.pdf%0Awww.weforum.org)
- Ellen MacArthur Foundation. (2019). Rethinking Packaging.
- Eriksen, M., Lebreton, L. C. M., Carson, H. S., Thiel, M., Moore, C. J., Borerro, J. C., ... Reisser, J. (2014). Plastic Pollution in the World's Oceans: More than 5 Trillion Plastic Pieces Weighing over 250,000 Tons Afloat at Sea. *PLoS ONE*, 9(12), e111913. <https://doi.org/10.1371/journal.pone.0111913>
- Ferrara, I., & Plourde, C. (2003). Refillable versus non-refillable containers: The impact of regulatory measures on packaging mix and quality choices. *Resources Policy*, 29(1–2), 1–13. <https://doi.org/10.1016/j.resourpol.2004.04.001>
- Gaiardelli, P., Resta, B., Martinez, V., & Pinto, R. (2014). A classification model for Product-Service offerings. *Journal of Cleaner Production*, (66), 507–519. Retrieved from [https://www.repository.cam.ac.uk/bitstream/handle/1810/255799/Gaiardelli\\_et\\_al-2014-Journal\\_of\\_Cleaner\\_Production-AM.pdf?sequence=1&isAllowed=y](https://www.repository.cam.ac.uk/bitstream/handle/1810/255799/Gaiardelli_et_al-2014-Journal_of_Cleaner_Production-AM.pdf?sequence=1&isAllowed=y)
- Gardas, B. B., Raut, R. D., & Narkhede, B. (2019). Identifying critical success factors to facilitate reusable plastic packaging towards sustainable supply chain management. *Journal of Environmental Management*, 236(2019), 81–92. <https://doi.org/10.1016/j.jenvman.2019.01.113>
- Geyer, R., Jambeck, J. R., & Law, K. L. (2017). Production, use, and fate of all plastics ever made. *Science Advances*, 3(7), e1700782. <https://doi.org/10.1126/sciadv.1700782>
- Glaser, B. (1978). *Theoretical Sensitivity*. California: Social Press, Mill Valley.
- Grégoire, N., & Chauvelot, I. (2019). Accelerating transition to a circular economy in plastics. Field Actions Science Reports. The journal of field actions.
- Goedkoop, M. J. et al. (1999) Product Service Systems, ecological and economic basics., Report for Dutch Ministries of Environment and Economic Affairs.
- Gullstrand Edbring, E., Lehner, M., & Mont, O. (2016). Exploring consumer attitudes to alternative models of consumption: Motivations and barriers. *Journal of Cleaner Production*, 123, 5–15. <https://doi.org/10.1016/j.jclepro.2015.10.107>
- Hansch, K., & Kinkel, K. (1995). EUROPEAN PARLIAMENT AND COUNCIL DIRECTIVE 94/62/EC of 20 December 1994 on packaging and packaging waste. *Journal of Environmental Law*, 7(2), 323–337. <https://doi.org/10.1093/jel/7.2.323>

- Heidbreder, L. M., Bablok, I., Drews, S., & Menzel, C. (2019). Tackling the plastic problem: A review on perceptions, behaviors, and interventions. *Science of the Total Environment*, 668, 1077-1093
- Karst, T. (2013). German study looks at spoilage by packaging type. <http://www.thepacker.com/fruit-vegetable-news/German-study-looks-at-spoilage-by-packaging-type-216018441.html>
- Kunamaneni, S., Jassi, S., & Hoang, D. (2019). Promoting reuse behaviour: Challenges and strategies for repeat purchase, low-involvement products. *Sustainable Production and Consumption*, 20, 253–272. <https://doi.org/10.1016/j.spc.2019.07.001>
- Kuzmina, K., Prendeville, S., Walker, D., & Charnley, F. (2019). Future scenarios for fast-moving consumer goods in a circular economy. *Futures*, 107, 74–88. <https://doi.org/10.1016/j.futures.2018.12.001>
- Lewandowski, M. (2016). Designing the business models for circular economy-towards the conceptual framework. *Sustainability*, 8(1), 1–28. <https://doi.org/10.3390/su8010043>
- Lofthouse, V. A., & Bhamra, T. A. (2006). An investigation into the drivers and barriers relating to the adoption of refillable packaging. In IN:Waste 2006, *Resource Management Policy&Practice* (pp. 19–21). <https://dspace.lboro.ac.uk/dspace/handle/2134/2190>
- Lofthouse, V., & Prendeville, S. (2018). Human-Centred Design of Products and Services for the Circular Economy—A Review. *Design Journal*, 21(4), 451–476. <https://doi.org/10.1080/14606925.2018.1468169>
- Mahmoudi, M., & Parviziomran, I. (2020). Reusable packaging in supply chains: A review of environmental and economic impacts, logistics system designs, and operations management. *International Journal of Production Economics*. <https://doi.org/10.1016/j.ijpe.2020.107730>
- Manzini, E., & Vezzoli, C. (2003). A strategic design approach to develop sustainable product service systems: examples taken from the ‘environmentally friendly innovation’.’ *Journal of Cleaner Production*, 11, 851–857. Retrieved from <https://www.sciencedirect.com/science/article/pii/S0959652602001531>
- Mckerrow, D. (1996). What makes reusable packaging systems work. *International Journal of Physical Distribution*, 9(4), 39–42. <https://doi.org/10.1108/09576059610123169>
- Miles, M.B. and Huberman, A.M. (1994), *Qualitative Data Analysis: An Expanded Sourcebook*, 2nd edn, *Sage Publications*, Thousand Oaks, California.
- Monkhouse, C., Bowyer, C., & Farmer, A. (2004). Packaging for sustainability: Packaging in the context of the product, supply chain and consumer needs. An IEEP Report for INCPEN. Retrieved from <http://minisites.ieep.eu/assets/179/packingforsustainability.pdf>
- Mont, O. (2002). Clarifying the Concept of Product-Service System. *Journal of Cleaner Production*, 10(3–4), 237–245. <https://doi.org/10.1111/j.1467-9973.2006.00443.x>
- Mont, O. (2004). Product-service systems: panacea or myth? Lund University Publication. IIIIEE, Lund University. Retrieved from <https://lup.lub.lu.se/search/publication/467248>
- Reim, W., Parida, V., & Ortqvist, D. (2015). Product-Service Systems (PSS) business models and tactics - A systematic literature review. *Journal of Cleaner Production*, (97), 61–75.
- Royer, S.-J., Ferrón, S., Wilson, S.T., Karl, D.M (2018). Production of methane and ethylene from plastic in the environment. *PLoS ONE* 13 (8), 1–13. <https://doi.org/10.1371/journal.pone.0200574>.
- Steenis, N. D., van der Lans, I. A., van Herpen, E., & van Trijp, H. C. M. (2018). Effects of sustainable design strategies on consumer preferences for redesigned packaging. *Journal of Cleaner Production*, 205, 854–865. <https://doi.org/10.1016/j.jclepro.2018.09.137>
- Strauss, A. L., & Corbin, J. M. (1990). Grounded theory research: Procedures, canons, and evaluative criteria. *Qualitative Sociology*, 13(1), 3–21. <https://doi.org/10.1007/BF00988593>
- Pålsson, H. (2018). Packaging Logistics: Understanding and managing the economic and environmental impacts of packaging in supply chains.
- Thompson, R.C., Swan, S.H., Moore, C.J., Vom Saal, F.S., (2009). Our plastic age. *Philosophical Transactions of the Royal Society B: Biological Sciences* 364 (1526), 1973–1976. <https://doi.org/10.1098/rstb.2009.0054>.
- Tukker, A., & Tischner, U. (2006). Product-services as a research field: past, present and future. Reflections from a decade of research. *Journal of Cleaner Production*, 14(17), 1552–1556. <https://doi.org/10.1016/j.jclepro.2006.01.022>
- Vasanth, G., Roy, R., Lelah, A., & Brissaud, D. (2012). A review of PSS Design Methodologies-Revised. *Archives-Ouvertes*, 23(9), 635–659. <https://doi.org/10.1080/09544828.2011.639712>
- Vezzoli, C. (2010). System Design for Sustainability: Theory, Methods and Tools for Sustainable ‘satisfaction-system’ Design. *Design. Maggioli editore*. Retrieved from <https://re.public.polimi.it/handle/11311/579259>
- Vezzoli, C. and Manzini, E. (2008) Design for Environmental Sustainability, *Design*. doi: 10.1007/978-1-84800-163-3.
- Vezzoli, C., Ceschin, F., Diehl, J. C., & Kohtala, C. (2015). New design challenges to widely implement “Sustainable Product-Service Systems.” *Journal of Cleaner Production*, 97, 1–12. <https://doi.org/10.1016/j.jclepro.2015.02.061>

Wacker, J. G. (1998). A definition of theory: research guidelines for different theory-building research methods in operations management. *Journal of Operations Management*, 16, 361–385.

Wastling, T., Charnley, F., & Moreno, M. (2018). Design for circular behaviour: Considering users in a circular economy. *Sustainability*, 10(6), 1–22. <https://doi.org/10.3390/su10061743>

Wood, G., Sturges, M. (2010). Single Trip or Reusable Packaging - Considering the Right Choice for the Environment.

Yin, R. K. (1994) 'Case study research: design and methods', *Evaluation & Research in Education*, 24(3), 221–222. doi: 10.1080/09500790.2011.582317.

Zeeuw van der Laan, A., & Aurisicchio, M. (2019). Archetypical consumer roles in closing the loops of resource flows for Fast-Moving Consumer Goods. *Journal of Cleaner Production*, 236, 117475. <https://doi.org/10.1016/j.jclepro.2019.06.306>

## Appendix

No.	Archetypal models	Value proposition
1	Self-refill store	Offering products through manual dispensers to consumer-owned packaging (Eg: Unpackaged)
2	Franchised discounted refill shop	Offering products in the packaging through manual dispensers (Eg: Starbuck)
3	Owning packaging & free refilling	Offering branded packaging to consumers who can have free products in the participated organizations (restaurants, coffee shops and so on). Eg: Givemetap
4	Owning packaging & discounted refill	Offering branded packaging to consumers who can have discounted products in the participated organizations (restaurants, coffee shops and so on). Eg: Refill it Germany
5	Free refill station	Consumers can have free water in the participated organizations. Location is the public open space. Eg: Oneless
6	B2C home delivery & collection	Offering products in the business-owned packaging to consumers. Products in the packaging are delivered to customers' homes through human distribution. Eg: Milk&More/ Spring health/Loop
7	Canteen returnable packaging	Offering products in the business-owned packaging in the public close environment through human distribution. Businesses will refund the deposit to consumers once the packaging is returned. Eg: Ozzi
8	Concentrated refill pods delivery	Offering products in the packaging through human distribution to consumers' homes. Consumers pay for owning, refilling and delivering the product. Consumers are able to only pay for refilling and delivering the packaging after consumers finish the previous packaging. Eg: Splosh
9	Refill the trackable packaging	Offering products in the provider-owned packaging in public open environment through the manual dispenser. Businesses instruct consumers to put empty packaging in the certain places where providers will collect them. Eg: Cupclub
10	Subscribed service for refill	Offering products in the provider-owned packaging in the public open environments through human distribution. Consumers will pay subscription fees for providers. Eg: Gobox
11	Digital self-refill store	Offering products to refill consumer-owned packaging at the store via automated machine. Eg: Miwa
12	Digital self-refill store (packaging rental)	Offering products to refill provider-owned packaging at the store via automated machine. Eg: Algramo/ Jean bouteille/ Miwa
13	Delivery & collection of your packaging	Offering delivery and collection service of consumer - owned packaging from their homes to public close space. Consumers pay for delivery service only and content of the packaging will be delivered through human distribution. Eg: Dabbawala
14	On the go refill station	Offering products to refill consumers' owned packaging at public open space through the automated machine. Eg: Water ATM
15	Self-making product	Offering the packaging and automated machine for consumers to self-make the products. The packaging and automated machine will be delivered the homes of consumers. Eg: Sodastream