

Study of high- p_T charged particle suppression in PbPb compared to pp collisions at $\sqrt{s_{NN}} = 2.76$ TeV

The CMS Collaboration*
CERN, Geneva, Switzerland

Received: 12 February 2012 / Revised: 26 February 2012 / Published online: 29 March 2012
© CERN for the benefit of the CMS collaboration 2012. This article is published with open access at Springerlink.com

Abstract The transverse momentum spectra of charged particles have been measured in pp and PbPb collisions at $\sqrt{s_{NN}} = 2.76$ TeV by the CMS experiment at the LHC. In the transverse momentum range $p_T = 5\text{--}10$ GeV/ c , the charged particle yield in the most central PbPb collisions is suppressed by up to a factor of 7 compared to the pp yield scaled by the number of incoherent nucleon–nucleon collisions. At higher p_T , this suppression is significantly reduced, approaching roughly a factor of 2 for particles with p_T in the range $p_T = 40\text{--}100$ GeV/ c .

1 Introduction

The charged particle spectrum at large transverse momentum (p_T), dominated by hadrons originating from parton fragmentation, is an important observable for studying the properties of the hot, dense medium produced in high-energy heavy-ion collisions. The study of the modifications of the p_T spectrum in PbPb compared to pp collisions at the same collision energy can shed light on the detailed mechanism by which hard partons lose energy traversing the medium [1, 2], complementing recent studies of jet quenching and fragmentation properties using fully reconstructed jets [3, 4].

Using data collected by the Compact Muon Solenoid (CMS) experiment at the LHC, this paper presents measurements of charged particle yields as a function of p_T and event centrality in PbPb collisions at a center-of-mass energy per nucleon pair $\sqrt{s_{NN}} = 2.76$ TeV. The PbPb charged particle spectra are compared to the corresponding p_T -differential cross sections measured in pp collisions at the same center-of-mass energy, a measurement that follows closely the analysis described in Ref. [5]. Charged tracks are measured in the pseudorapidity range $|\eta| < 1$, where

$\eta = -\ln[\tan(\theta/2)]$, with θ the polar angle of the track with respect to the counterclockwise beam direction.

The measurements are motivated by lower-energy results [6–9] from the Relativistic Heavy Ion Collider (RHIC), where high- p_T particle production was found to be strongly suppressed relative to expectations from an independent superposition of nucleon–nucleon collisions. This observation is typically expressed in terms of the nuclear modification factor,

$$R_{AA}(p_T) = \frac{d^2 N_{ch}^{AA}/d p_T d\eta}{\langle T_{AA} \rangle d^2 \sigma_{ch}^{pp}/d p_T d\eta}, \quad (1)$$

where N_{ch}^{AA} and σ_{ch}^{pp} represent the charged particle yield per event in nucleus–nucleus (AA) collisions and the charged particle cross section in pp collisions, respectively. In order to compare the yield of high- p_T charged particles produced in PbPb and pp collisions, a scaling factor, the nuclear overlap function T_{AA} , is needed to provide a proper normalization at a given PbPb centrality. This factor is computed as the ratio between the number of binary nucleon–nucleon collisions N_{coll} , calculated from the Glauber model of the nuclear collision geometry [10], and the inelastic nucleon–nucleon (NN) cross section $\sigma_{inel}^{NN} = 64 \pm 5$ mb at $\sqrt{s} = 2.76$ TeV [11]. It can be interpreted as the NN-equivalent integrated luminosity per collision at any given PbPb centrality. The mean of the nuclear overlap function $\langle T_{AA} \rangle$, averaged over a given centrality bin, is used to determine the nuclear modification factor at that PbPb centrality.

In addition, the centrality dependence of the PbPb spectrum can also be examined through the T_{AA} -scaled ratio of spectra in central and peripheral bins,

$$R_{CP}(p_T) = \frac{(d^2 N_{ch}^{AA}/d p_T d\eta)/\langle T_{AA} \rangle [\text{central}]}{(d^2 N_{ch}^{AA}/d p_T d\eta)/\langle T_{AA} \rangle [\text{peripheral}]}. \quad (2)$$

In the absence of initial- and/or final-state effects on the PbPb p_T spectrum, the factors R_{AA} and R_{CP} at high p_T are

* e-mail: cms-publication-committee@cern.ch

unity by construction. However, as observed first at RHIC in 200 GeV AuAu collisions [6–9] and later by ALICE in 2.76 TeV PbPb collisions [12], the yield of $p_T \sim 5\text{--}10$ GeV/ c charged particles is suppressed in the most central heavy-ion collisions by up to a factor of five compared to that in pp collisions. The CMS measurement presented in this paper confirms these results with improved experimental uncertainties and extends the measured transverse momentum range to 100 GeV/ c .

2 Data sample and analysis procedures

This measurement is based on $\sqrt{s_{NN}} = 2.76$ TeV PbPb data samples corresponding to integrated luminosities of $7 \mu\text{b}^{-1}$ and $150 \mu\text{b}^{-1}$, collected by the CMS experiment in 2010 and 2011, respectively. The pp reference measurement uses a data sample collected in $\sqrt{s} = 2.76$ TeV collisions in the 2011 LHC run, corresponding to an integrated luminosity of 230nb^{-1} .

A detailed description of the CMS detector can be found in Ref. [13]. The central feature of the CMS apparatus is a superconducting solenoid of 6 m internal diameter, providing an axial magnetic field of 3.8 T. Immersed in the magnetic field are the pixel tracker, the silicon strip tracker, the lead-tungstate crystal electromagnetic calorimeter (ECAL), and the brass/scintillator hadron calorimeter (HCAL). Muons are measured in gas ionization detectors embedded in the steel return yoke. The tracker consists of 1440 silicon pixel and 15 148 silicon strip detector modules and measures charged particle trajectories within the nominal pseudorapidity range $|\eta| < 2.4$. The pixel tracker consists of three 53.3 cm long barrel layers and two endcap disks on each side of the barrel section. The innermost barrel layer has a radius of 4.4 cm, while for the second and third layers the radii are 7.3 cm and 10.2 cm, respectively. The tracker is designed to provide a track impact parameter resolution of about 100 μm and a transverse momentum resolution of about 0.7 (2.0) % for 1 (100) GeV/ c charged particles at normal incidence ($\eta = 0$) [14]. The beam scintillator counters (BSCs) are located at a distance of 10.86 m from the nominal interaction point (IP), one on each side, and cover the $|\eta|$ range from 3.23 to 4.65. Each BSC is a set of 16 scintillator tiles. The BSC elements provide hit and coincidence rates with a time resolution of 3 ns and an average minimum ionising particle detection efficiency of 95.7 %. The two steel/quartz-fibre hadron forward calorimeters (HF), which extend the calorimetric coverage beyond the barrel and endcap detectors to the $|\eta|$ region between 2.9 and 5.2, are used for further offline selection of collision events. For online event selection, CMS uses a two-level trigger system: a hardware level (L1) and a software-based higher level (HLT).

A sample of minimum bias events from PbPb collisions was collected, based on a trigger requiring a coincidence between signals in the opposite sides of either the HF or the BSCs. To ensure a pure sample of inelastic hadronic collision events, additional offline selections were performed. These include a beam-halo veto, based on the BSC timing, an offline requirement of at least 3 towers on each HF with an energy deposit of more than 3 GeV per tower, a reconstructed vertex, based on at least two pixel tracks with $p_T > 75$ MeV/ c , and a rejection of beam-scraping events, based on the compatibility of pixel cluster shapes with the reconstructed primary vertex. Further details can be found in Ref. [4].

The collision event centrality is determined from the event-by-event total energy deposition in both HF calorimeters. The distribution of this observable in minimum bias events from the 2010 data sample, shown in Fig. 1(a), is used to divide the event sample into 40 centrality bins, each corresponding to 2.5 % of the total inelastic cross section. Figure 1(b) shows the distribution of events according to centrality bin, which is flat by construction for the minimum bias selection, except in the most peripheral events where the trigger and offline event selection are no longer fully efficient. Figure 1 also shows the distributions of the total HF energy and of the cross-section fraction for the events selected by single-jet triggers with calibrated transverse energy thresholds of $E_T = 65$ GeV (Jet65) and 80 GeV (Jet80) from the 2011 data samples. The reconstruction of calorimeter-based jets in heavy-ion collisions in the online trigger as well as in the offline analysis is performed with an iterative cone algorithm modified to subtract the soft underlying event on an event-by-event basis [15]. The overall selection efficiency is estimated to be (97 ± 3) % based on Monte Carlo (MC) simulations [4]. For the pp analysis, there is an uncertainty from the estimated number of additional collision interactions in a given beam crossing (i.e. “event pile-up”) in addition to the uncertainties from the event selection efficiency. For the PbPb analysis, the uncertainty due to the event pile-up fraction is negligible (< 0.1 %).

For this analysis, the events are analyzed in six centrality bins: 0–5 % (most central), 5–10 %, 10–30 %, 30–50 %, 50–70 %, and 70–90 % (most peripheral). Details of the centrality determination are described in Ref. [4].

The event centrality, specified as a fraction of the total inelastic cross section, can be related to properties of the PbPb collisions such as the number of nucleons undergoing at least one inelastic collision (N_{part}) and the total number of binary nucleon–nucleon collisions (N_{coll}). The calculation of these properties is based on a Glauber model of the incoming nuclei [10] and studies of bin-to-bin smearing, caused by finite resolution effects and evaluated using fully simulated and reconstructed MC events [4]. The

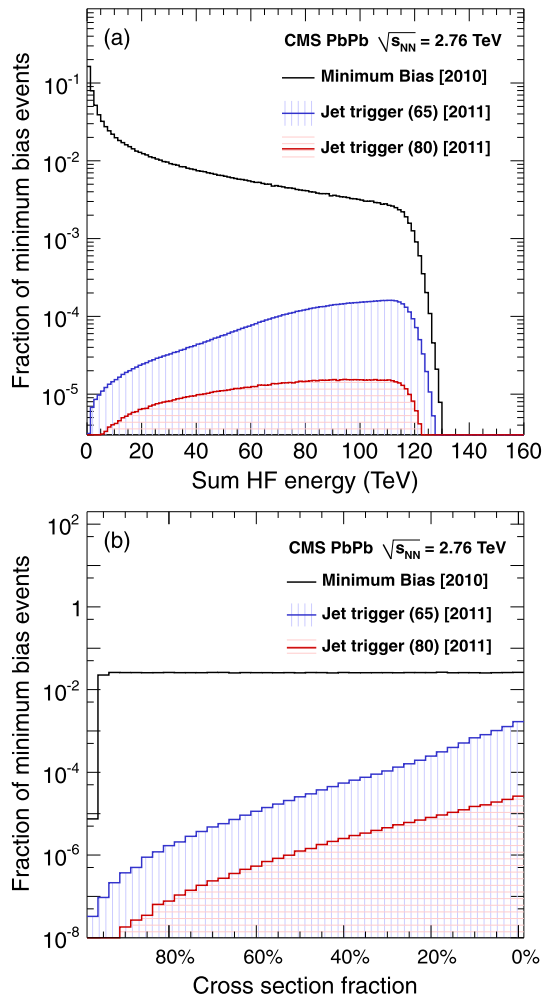


Fig. 1 (a) Probability distribution of the total HF energy for minimum bias events (black line), Jet65-triggered (blue-shaded region), and Jet80-triggered (red-shaded region) events. (b) Distribution of bins of fractional cross section for minimum bias (black line), Jet65-triggered (blue-shaded region), and Jet80-triggered (red-shaded region) events. By convention, 0 % denotes the most central events and 100 % the most peripheral

mean and r.m.s. of the N_{part} , N_{coll} , and T_{AA} distributions, along with their corresponding systematic uncertainties, are listed in Table 1 for the six centrality bins used in this analysis. The uncertainties on the centrality variables are derived from propagating the uncertainties on the event selection efficiency and on the parameters of the Glauber model.

In order to extend the statistical reach of the p_{T} spectra in the highly prescaled minimum bias sample, data recorded in 2011 by unprescaled single-jet triggers, Jet65 and Jet80, are included in the analysis. The jet E_{T} thresholds in the trigger are applied after subtracting the contribution from the underlying event and correcting for the calorimeter response. Transverse energy distributions of the most energetic reconstructed jet with $|\eta| < 2$, referred to as the leading jet, are shown in the upper panel of Fig. 2(a) for the three samples (minimum bias, Jet65, and Jet80) as a function of corrected E_{T} , and normalized per minimum bias event. The distribution for the Jet80 trigger has a peak in the low- E_{T} region as a consequence of stricter ECAL and HCAL noise elimination, as well as a tighter pseudorapidity requirement in the offline leading-jet selection than in the trigger. This feature is less prominent in the lower threshold Jet65 jet trigger because the rate of noise triggers relative to the rate of true jet triggers is smaller at lower jet E_{T} . The lower panel in Fig. 2(a) shows the trigger efficiency given by the ratio of each jet-triggered distribution to that from the immediately looser selection. The Jet65 (Jet80) trigger becomes fully efficient above $E_{\text{T}} = 80$ (100) GeV. Following the procedure introduced in the analogous measurement of the charged particle spectra in 0.9 and 7 TeV pp collisions [5], the spectra for $|\eta| < 1.0$ are calculated separately in three ranges of leading-jet E_{T} , below 80 GeV, between 80 and 100 GeV, and above 100 GeV, each corresponding to a fully efficient trigger path, and then combined to obtain the final result. Figure 2(b) shows the contributions from the three ranges to the combined spectrum. The lower panel of the figure compares the combined spectrum to the minimum bias spectrum alone, which is in good agreement within statistical uncertainties. As in the previous analysis [5], a p_{T} -dependent

Table 1 The average number of participating nucleons (N_{part}), number of binary nucleon–nucleon collisions (N_{coll}), and nuclear overlap function (T_{AA}) for the centrality bins used in this analysis. The r.m.s.

values give the spread over the centrality bins, which are expressed as fractions of the total inelastic PbPb cross section

Centrality bin	$\langle N_{\text{part}} \rangle$	r.m.s.	$\langle N_{\text{coll}} \rangle$	r.m.s.	$\langle T_{\text{AA}} \rangle$ (mb ⁻¹)	r.m.s.
0–5 %	381 ± 2	19.2	1660 ± 130	166	25.9 ± 1.06	2.60
5–10 %	329 ± 3	22.5	1310 ± 110	168	20.5 ± 0.94	2.62
10–30 %	224 ± 4	45.9	745 ± 67	240	11.6 ± 0.67	3.75
30–50 %	108 ± 4	27.1	251 ± 28	101	3.92 ± 0.37	1.58
50–70 %	42.0 ± 3.5	14.4	62.8 ± 9.4	33.4	0.98 ± 0.14	0.52
70–90 %	11.4 ± 1.5	5.73	10.8 ± 2.0	7.29	0.17 ± 0.03	0.11
50–90 %	26.7 ± 2.5	18.84	36.9 ± 5.7	35.5	0.58 ± 0.09	0.56

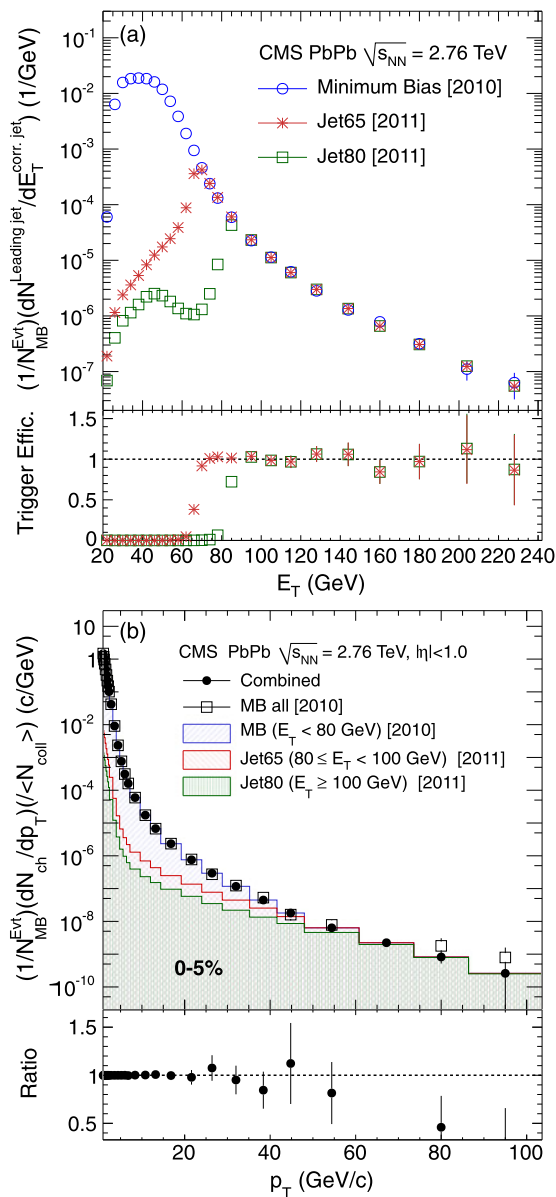


Fig. 2 (a) *Upper panel:* Corrected transverse energy E_T of leading jets with $|\eta| < 2$ for a minimum bias trigger and two jet triggers normalized to the number of selected minimum bias events N_{MB}^{EVT} . *Lower panel:* efficiency curves for the jet triggers with corrected energy thresholds of 65 and 80 GeV. (b) *Upper panel:* The three trigger contributions to the charged particle transverse momentum spectrum and their sum (filled circles) for the 0–5% most central events. *Open squares* show the minimum bias spectrum for all values of leading-jet E_T . *Lower panel:* the ratio of the combined spectrum to the minimum bias spectrum

normalization uncertainty of 0–4% is assigned to this procedure of matching the spectra from the different triggered samples.

The reconstruction of charged particles in PbPb collisions, based on hits in the silicon pixel and strip detectors, is performed similarly to what is done in pp collisions [5, 16]. However, some criteria have been fine-tuned to cope with the challenges presented by the much higher hit density in

central PbPb collisions. First, prior to track reconstruction, the three-dimensional primary vertex position is fitted from a collection of pixel-only tracks reconstructed with three hits in the pixel detector and extrapolating back to a region around the beam spot. Next, to reduce the random combinatorial background, track candidates are built from triplet seeds alone, consisting of hits in three layers of the pixel barrel and endcap detectors. The seeds from a restricted region within 2 mm of the primary vertex are constructed with a minimum p_T of 0.9 GeV/c. Further selections are made on the normalized goodness-of-fit (i.e. χ^2) of the track fit and on the compatibility of the fitted triplet seeds with the primary vertex, before propagating the seed trajectories through the strip tracker to build fully reconstructed tracks.

To improve the track reconstruction efficiency, two more iterations of the tracking are performed after removing hits unambiguously belonging to the tracks found in the first iteration. This procedure is based on the standard pp iterative tracking [16]. More efficient pp-based pixel-pair and triplet-track seedings are used in the second and third iterations, respectively. The tracks found in the later iterations are merged with the first-iteration tracks after removing any duplicate tracks, based on the fraction of shared hits. Lastly, the calorimeter (ECAL and HCAL) information is used to improve tracking efficiency at high p_T ($\gtrsim 30$ GeV/c) by requiring looser quality criteria for tracks that are determined to be calorimeter compatible. This is possible because genuine charged hadron tracks with high p_T are expected to leave large energy deposits in the calorimeter. Tracks are matched to the closest calorimeter cell in (η, ϕ) , where ϕ is the azimuthal angle of the track. A track is determined to be compatible with the matched calorimeter cell if the sum of the transverse energy measured by the ECAL and HCAL cells is above a minimum fraction (30%) of the track transverse momentum. Finally, tight quality criteria are imposed for tracks that are incompatible with their matched calorimeter cell energy. These include requirements of at least 13 hits on the track (counting stereo strip layers separately), a relative momentum resolution of less than 5%, a normalized χ^2 of less than 0.15 times the number of hits, and transverse and longitudinal impact parameters of less than three times the sum in quadrature of the uncertainties on the impact parameter and the corresponding vertex position.

Each track is weighted by a factor that accounts for the geometrical acceptance of the detector, the efficiency of the reconstruction algorithm, the fraction of the tracks for which a single charged particle is reconstructed as more than one track, the fraction of tracks corresponding to non-primary charged particles, and the fraction of misidentified tracks that do not correspond to any charged particle. These correction factors are applied differentially as functions of pseudorapidity, transverse momentum, transverse energy of the leading jet, and event centrality. The various correction

terms are estimated based on simulated minimum bias PbPb events from the HYDJET [17] generator. To improve the statistical precision of the correction factors at high p_T , HYDJET MC samples are also mixed at the level of simulated hits with dijet events generated with different settings of the hard-scattering scale ($\hat{p}_T = 30, 50, 80, 110, \text{ and } 170 \text{ GeV}/c$) from PYQUEN [17], a generator for the simulation of rescattering as well as radiative and collisional energy loss of hard partons in heavy-ion collisions.

Before applying the tight quality selections on the reconstructed tracks, the charged particle reconstruction efficiency is studied by inserting simulated pion tracks or PYQUEN dijet events into two different background samples: (i) simulated minimum bias HYDJET events by mixing GEANT4 [18] detector hits, and (ii) PbPb data events by combining the raw digitized detector signals. The efficiencies estimated by these two methods agree within 3.0–5.7 % in the range $1 < p_T < 100 \text{ GeV}/c$. Due to limitations in the data-mixing technique, the two cannot be compared on an equal footing after applying all of the quality cuts, in particular those involving the consistency of a track with the primary vertex. However, it is possible to ensure that the distributions on which the selections are made (i.e. the χ^2 of the track fit, the distance of closest approach between track and vertex, the number of hits in the silicon pixel and strip detectors) are consistent between the data and the MC simulations, both as a function of p_T and event centrality. To this end, an additional series of checks is performed by varying the requirements imposed during the track selection and in the determination of the corresponding MC-based corrections. The resulting variations in the corrected results are within the quoted systematic uncertainties.

The fraction of misidentified tracks estimated from simulated events for each leading-jet E_T sample as a function of track p_T is checked against an estimate from data that uses the sidebands of the impact parameter distributions. Studies of simulated events reveal that, at low p_T and in peripheral events (e.g. 50–90 %), the sidebands are dominated by secondaries and products of weak decays because of their displaced vertex positions. However, in central events (e.g. 0–5 %) and at high p_T they are mostly misidentified tracks. Based on varying the functional form of the sideband extrapolation under the peak from correctly reconstructed primary tracks, a 2.5–4.0 % systematic uncertainty is quoted for the fraction of misidentified tracks remaining after all selection cuts. An additional check is performed for tracks with p_T above $10 \text{ GeV}/c$ to correlate the reconstructed track momentum with the energy deposited in the ECAL and HCAL. The fraction of high- p_T tracks with an atypically small amount of energy deposited in the calorimeters is consistent with the quoted uncertainty on the misidentification rate.

The tendency for finite bin widths and finite transverse-momentum resolution to deform a steeply falling p_T spec-

Table 2 Summary of the various contributions to the systematic uncertainties affecting the PbPb and pp p_T spectra, and the nuclear modification factors R_{AA} and R_{CP}

Source	Uncertainty [%]	
	PbPb	pp
Track reconstruction efficiency	3.0–5.7	2.2–3.6
Non-primary and misidentified tracks	2.5–4.0	1.0–3.2
Momentum resolution and binning	3.0	0.3–2.7
Normalization of jet-triggered spectra	0.0–4.0	0.0–6.0
Event selection	3.0	3.5
Pile-up estimation	<0.1	1.2
Total for p_T spectra	5.8–9.1	4.4–9.0
Luminosity	–	6.0
T_{AA} determination	4.1–18.0	–
Total for R_{CP}	6.7–20.0	–
Total for R_{AA}	9.9–23.0	–

trum is corrected for in the analysis of the pp spectrum [5]. The higher occupancy in PbPb events than in pp events has negligible effect on the momentum resolution. The resulting 3.0 % systematic uncertainty is dominated by the uncertain shape of the momentum spectrum at high p_T . For the R_{AA} and R_{CP} measurements, a 2.0 % systematic uncertainty is quoted after subtracting the correlated uncertainty between the PbPb and pp p_T spectra, or between the central and peripheral PbPb p_T spectra. A summary of all the contributions to the systematic uncertainty affecting the PbPb and pp p_T spectra, and the resulting R_{AA} and R_{CP} values, is given in Table 2.

3 Results

The charged particle invariant differential yield ($E d^3 N_{ch}/d p^3$) averaged over the pseudorapidity $|\eta| < 1.0$ in pp collisions is shown in Fig. 3(a). The invariant and p_T -differential pp cross section is obtained by normalizing the corresponding yield by the integrated luminosities described in Refs. [19, 20]. Also shown in Fig. 3(a) are various generator-level predictions from the PYTHIA MC [21] for different tunes [22–25], and the ratios of the data to the various MC predictions. The pp measurement is also compared to the empirical global power-law scaling prediction [26] with an exponent $n = 4.9$ determined from the previous CMS measurements [5] by plotting $(\sqrt{s})^{n=4.9} E d^3 \sigma/d p^3$ versus the scaling variable $x_T = 2p_T/\sqrt{s}$, as shown in Fig. 3(b).

The pp measurement at $\sqrt{s} = 2.76 \text{ TeV}$ is consistent with the global power-law fit established in Ref. [5]. The next-to-leading-order (NLO) prediction [26] for $\sqrt{s} = 2.75 \text{ TeV}$

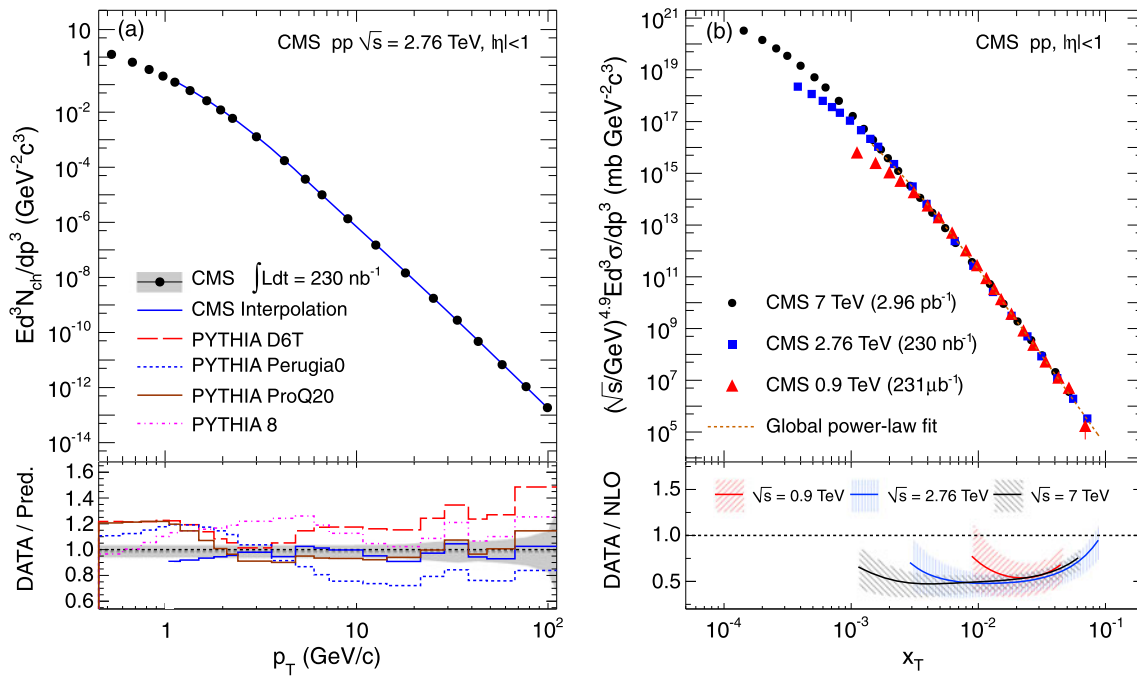


Fig. 3 (a) *Upper panel*: Invariant charged particle differential yield for $|\eta| < 1.0$ in pp collisions at $\sqrt{s} = 2.76$ TeV compared with the predictions of four tunes [22–25] of the PYTHIA MC generator and with the CMS interpolated spectrum using data at 0.9 and 7 TeV [5]. *Lower panel*: the ratio of the measured spectrum to the predictions of the four PYTHIA tunes and to the interpolated spectrum. The grey band corresponds to the statistical and systematic uncertainties of the measurement added in quadrature. (b) *Upper panel*: Inclusive charged particle

invariant differential cross sections, scaled by $(\sqrt{s})^{4.9}$, for $|\eta| < 1.0$ as a function of the scaling parameter x_T for CMS data at 0.9 and 7 TeV [5] and this analysis at 2.76 TeV. The result is the average of the positive and negative charged particles. *Lower panel*: ratios of the differential cross sections measured at 0.9, 2.76, and 7 TeV to those predicted by NLO calculations [26]. The bands show the variations in the predictions when changing the factorization scales from 0.5 to 2.0 p_T

overestimates the measured cross section by almost a factor of two, as shown in Fig. 3(b).

The PbPb spectrum is shown for six centrality bins and compared to the measured pp reference spectrum, scaled by the nuclear overlap function, in Fig. 4. For easier viewing, several sets of points have been scaled by the arbitrary factors given in the figure. By comparing the PbPb measurements to the dashed lines representing the scaled pp reference spectrum, it is clear that the charged particle spectrum is strongly suppressed in central PbPb events compared to pp, with the most pronounced suppression at around 5–10 GeV/c.

The nuclear modification factor R_{AA} is constructed according to Eq. (1) by dividing the PbPb p_T spectrum for each centrality range by the scaled pp reference spectrum (i.e. the filled points by the dashed lines in Fig. 4). It is presented as a function of p_T in Fig. 5 for each of the six centrality bins. The yellow boxes around the points show the systematic uncertainties, including those from the pp reference spectrum, listed in Table 2. An additional systematic uncertainty from the T_{AA} normalization, common to all points and also listed in Table 2, is displayed as the shaded band around unity in each plot. The statistical uncertainties do not increase monotonically as a function of p_T , as seen

most prominently in the peripheral bins, as a consequence of combining the highly prescaled minimum bias sample with the two unrescaled jet triggers, as discussed in Sect. 2. In the most peripheral events (70–90 %), a moderate suppression of about a factor of 2 ($R_{AA} \approx 0.6$) is observed at low p_T , with R_{AA} rising slightly with increasing transverse momentum. The suppression becomes more pronounced in the more central collisions, as expected from the increasingly dense final-state system and longer average path-lengths traversed by hard-scattered partons before fragmenting into final hadrons. In the 0–5 % centrality bin, R_{AA} reaches a minimum value of about 0.13 at $p_T = 6$ –7 GeV/c. At higher p_T , the value of R_{AA} rises and levels off above 40 GeV/c at approximately 0.5. A rising R_{AA} may simply reflect the flattening of the unquenched nucleon–nucleon spectrum at high p_T if one assumes a constant fractional energy loss, although the magnitude of the rise varies among the different theoretical models.

The T_{AA} -scaled ratio of spectra in central and peripheral bins, R_{CP} , is constructed according to Eq. (2). The peripheral interval used for the normalization is chosen as the combined 50–90 % centrality bin to improve the statistical precision at high p_T . This approach removes the 4.4–9.0 % systematic uncertainty from the pp reference. Also part of the

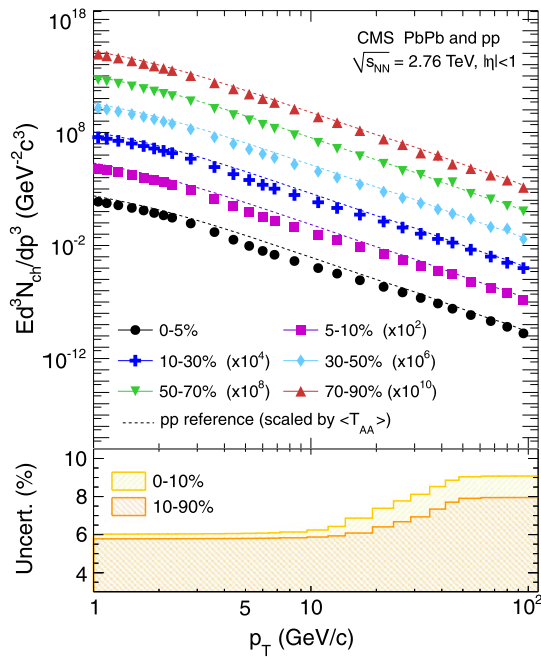


Fig. 4 *Upper panel:* Invariant charged particle differential yield in PbPb collisions at 2.76 TeV in bins of collision centrality (*symbols*), compared to that of pp at 2.76 TeV, normalized by the corresponding pp invariant cross sections scaled by the nuclear overlap function (*dashed lines*). The spectra for different centrality bins have been scaled by the arbitrary factors shown in the figure, for easier viewing. The statistical uncertainty is smaller than the marker size for most of the points. *Lower panel:* The average relative systematic uncertainties of the PbPb differential yields for the 0–10 % and 10–90 % centrality intervals, as a function of p_T

T_{AA} uncertainties is correlated between centrality bins and cancels out in the R_{CP} ratio. The resulting values of R_{CP} for the four most central bins are shown in Fig. 6. The statistical uncertainty of R_{CP} does not increase monotonically with p_T for the same reasons as mentioned for R_{AA} . As in the measurement of R_{AA} , the R_{CP} results show that the p_T spectra in central PbPb collisions are significantly suppressed compared to peripheral collisions.

The evolution of the nuclear modification factor with center-of-mass energy, from the SPS [27, 28] to RHIC [29, 30] and then to the LHC [12], is presented in Fig. 7. Note that RHIC results are shown for both neutral pions and charged hadrons, the latter being less suppressed below $p_T \approx 8$ GeV/c [29, 30] possibly due to parton recombination processes that enhance proton production and thus the overall yield of charged hadrons [31]. Below $p_T \approx 10$ GeV/c, charged hadron production at the LHC is found to be about 50 % more suppressed than at RHIC, and has a similar suppression value as for neutral pions measured by PHENIX [29].

The CMS measurement of R_{AA} presented in this paper for the 0–5 % centrality interval is compared to the ALICE result [12] in Fig. 7. Note that the pp spectrum measured

by CMS at $\sqrt{s} = 2.76$ TeV is roughly 5–15 % higher than the ALICE spectrum obtained by interpolating their 0.9 and 7 TeV spectra [12]. The two R_{AA} results are in agreement within their respective statistical and systematic uncertainties.

The high- p_T measurement of R_{AA} from this analysis, up to $p_T = 100$ GeV/c, is also compared to a number of theoretical predictions, for the LHC design energy of $\sqrt{s_{NN}} = 5.5$ TeV (PQM [32] with medium transport-coefficient $\langle \hat{q} \rangle = 30\text{--}80$ GeV²/fm and GLV [33, 34] for various values of the medium gluon pseudorapidity density dN_g/dy) and for the actual collision energy of $\sqrt{s_{NN}} = 2.76$ TeV (ASW [35, 36] and YaJEM [37] including a model for elastic energy loss parameterized with the P_{esc} variable). While most models predict the generally rising behavior of R_{AA} that is observed in the data at high p_T , the magnitude of the predicted slope varies greatly between models, depending on the assumptions for the jet-quenching mechanism. The new CMS measurement presented here should help in constraining the quenching parameters used in these models and improve the understanding of parton energy loss in a hot and dense medium.

4 Summary

Measurements of the charged particle transverse momentum spectra have been presented for $\sqrt{s_{NN}} = 2.76$ TeV pp and PbPb collisions. The results for the PbPb collisions have been compared to the measured pp p_T spectrum scaled by the corresponding number of incoherent nucleon–nucleon collisions. The high- p_T yields in central PbPb collisions are significantly suppressed when compared to peripheral PbPb and pp collisions. In the range $p_T = 5\text{--}10$ GeV/c, the suppression is stronger than that seen at RHIC. Beyond 10 GeV/c, both R_{AA} and R_{CP} show a rising trend, as already suggested by data from the ALICE experiment, limited to $p_T = 20$ GeV/c. The CMS measurement, with improved statistical precision, clearly shows that this rise continues at higher p_T , approaching a suppression factor $R_{AA} \approx 0.5\text{--}0.6$ in the range 40–100 GeV/c. The overall p_T dependence of the suppression can be described by a number of phenomenological predictions. The detailed evolution of the R_{AA} rise from 6 to 100 GeV/c depends on the details of the models. Together with measurements of high- p_T charged hadron azimuthal anisotropies, inclusive jet spectra, fragmentation functions, and dijet transverse energy balance, this measurement of the nuclear modification factors as a function of p_T and collision centrality should help elucidate the mechanism of jet quenching and the properties of the medium produced in heavy-ion collisions at collider energies.

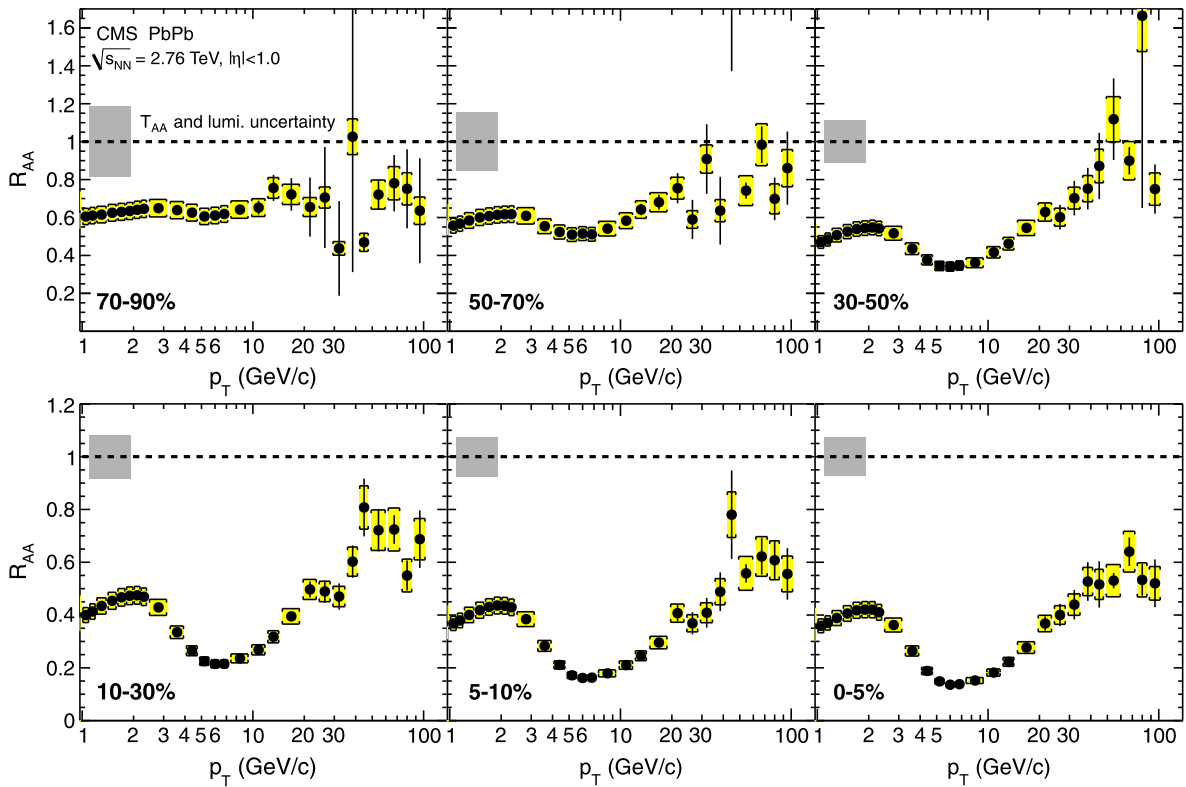


Fig. 5 Nuclear modification factor R_{AA} (filled circles) as a function of p_T for six PbPb centralities. The error bars represent the statistical uncertainties and the yellow boxes represent the p_T -dependent systematic

uncertainties. An additional systematic uncertainty from the normalization of T_{AA} and the pp integrated luminosity, common to all points, is shown as the shaded band around unity in each plot

Fig. 6 T_{AA} -scaled ratio of p_T spectra in central and peripheral bins, R_{CP} , as a function of p_T for four PbPb centralities. The error bars represent the statistical uncertainties and the yellow boxes the p_T -dependent systematic uncertainties. An additional systematic uncertainty from the normalization of T_{AA} , common to all points, is shown as the shaded band around unity in each plot

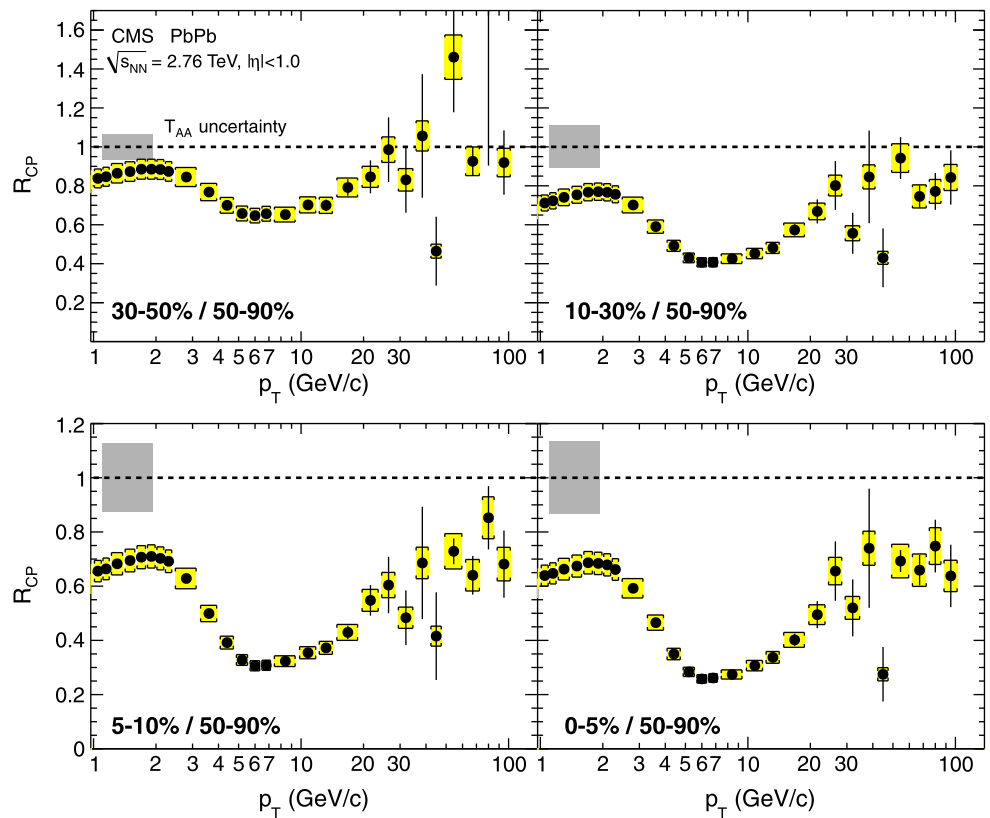
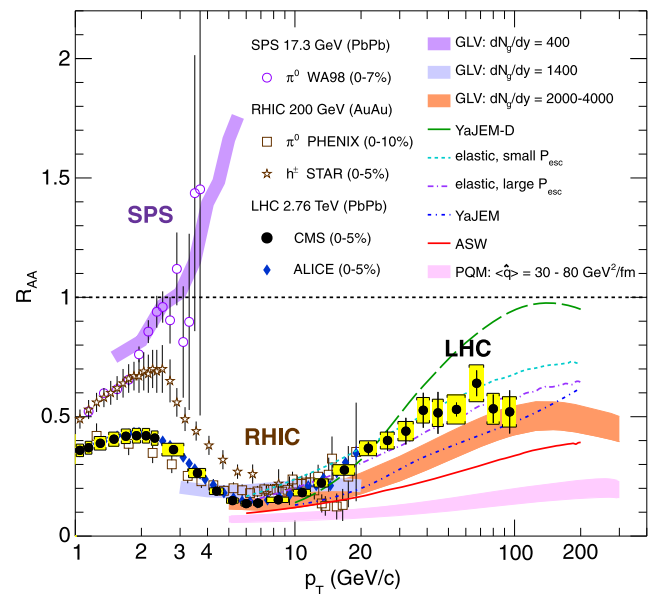


Fig. 7 Measurements of the nuclear modification factor R_{AA} in central heavy-ion collisions at three different center-of-mass energies, as a function of p_T , for neutral pions (π^0), charged hadrons (h^\pm), and charged particles [12, 27–30], compared to several theoretical predictions [32–37] (see text). The error bars on the points are the statistical uncertainties, and the yellow boxes around the CMS points are the systematic uncertainties. Additional absolute T_{AA} uncertainties of order $\pm 5\%$ are not plotted. The bands for several of the theoretical calculations represent their uncertainties



Acknowledgements We wish to congratulate our colleagues in the CERN accelerator departments for the excellent performance of the LHC machine. We thank the technical and administrative staff at CERN and other CMS institutes. This work was supported by the Austrian Federal Ministry of Science and Research; the Belgian Fonds de la Recherche Scientifique, and Fonds voor Wetenschappelijk Onderzoek; the Brazilian Funding Agencies (CNPq, CAPES, FAPERJ, and FAPESP); the Bulgarian Ministry of Education and Science; CERN; the Chinese Academy of Sciences, Ministry of Science and Technology, and National Natural Science Foundation of China; the Colombian Funding Agency (COLCIENCIAS); the Croatian Ministry of Science, Education and Sport; the Research Promotion Foundation, Cyprus; the Ministry of Education and Research, Recurrent financing contract SF0690030s09 and European Regional Development Fund, Estonia; the Academy of Finland, Finnish Ministry of Education and Culture, and Helsinki Institute of Physics; the Institut National de Physique Nucléaire et de Physique des Particules/CNRS, and Commissariat à l'Énergie Atomique et aux Énergies Alternatives/CEA, France; the Bundesministerium für Bildung und Forschung, Deutsche Forschungsgemeinschaft, and Helmholtz-Gemeinschaft Deutscher Forschungszentren, Germany; the General Secretariat for Research and Technology, Greece; the National Scientific Research Foundation, and National Office for Research and Technology, Hungary; the Department of Atomic Energy and the Department of Science and Technology, India; the Institute for Studies in Theoretical Physics and Mathematics, Iran; the Science Foundation, Ireland; the Istituto Nazionale di Fisica Nucleare, Italy; the Korean Ministry of Education, Science and Technology and the World Class University program of NRF, Korea; the Lithuanian Academy of Sciences; the Mexican Funding Agencies (CINVESTAV, CONACYT, SEP, and UASLP-FAI); the Ministry of Science and Innovation, New Zealand; the Pakistan Atomic Energy Commission; the Ministry of Science and Higher Education and the National Science Centre, Poland; the Fundação para a Ciência e a Tecnologia, Portugal; JINR (Armenia, Belarus, Georgia, Ukraine, Uzbekistan); the Ministry of Education and Science of the Russian Federation, the Federal Agency of Atomic Energy of the Russian Federation, Russian Academy of Sciences, and the Russian Foundation for Basic Research; the Ministry of Science and Technological Development of Serbia; the Ministerio de Ciencia e Innovación, and Programa Consolider-Ingenio 2010, Spain; the Swiss Funding Agencies (ETH Board, ETH Zurich, PSI, SNF, UniZH, Canton Zurich, and SER); the National Science Council, Taipei; the Scientific and Technical Re-

search Council of Turkey, and Turkish Atomic Energy Authority; the Science and Technology Facilities Council, UK; the US Department of Energy, and the US National Science Foundation.

Individuals have received support from the Marie-Curie programme and the European Research Council (European Union); the Leventis Foundation; the A. P. Sloan Foundation; the Alexander von Humboldt Foundation; the Belgian Federal Science Policy Office; the Fonds pour la Formation à la Recherche dans l'Industrie et dans l'Agriculture (FRIA-Belgium); the Agentschap voor Innovatie door Wetenschap en Technologie (IWT-Belgium); the Council of Science and Industrial Research, India; and the HOMING PLUS programme of Foundation for Polish Science, cofinanced from European Union, Regional Development Fund.

Open Access This article is distributed under the terms of the Creative Commons Attribution License which permits any use, distribution, and reproduction in any medium, provided the original author(s) and the source are credited.

References

1. D. d'Enterria, Jet quenching, in *Relativistic Heavy Ion Physics*. Springer Materials—The Landolt-Börnstein Database, vol. 23 (Springer, Berlin, 2010). Chap. 6.4. [arXiv:0902.2011](https://arxiv.org/abs/0902.2011). doi:10.1007/978-3-642-01539-7_16
2. J. Casalderrey-Solana, C.A. Salgado, Introductory lectures on jet quenching in heavy ion collisions. *Acta Phys. Pol. B* **38**, 3731–3794 (2007). [arXiv:0712.3443](https://arxiv.org/abs/0712.3443)
3. ATLAS Collaboration, Observation of a centrality-dependent dijet asymmetry in lead–lead collisions at $\sqrt{s_{NN}} = 2.76$ TeV with the ATLAS Detector at the LHC. *Phys. Rev. Lett.* **105**, 252303 (2010). [arXiv:1011.6182](https://arxiv.org/abs/1011.6182). doi:10.1103/PhysRevLett.105.252303
4. CMS Collaboration, Observation and studies of jet quenching in PbPb collisions at $\sqrt{s_{NN}} = 2.76$ TeV. *Phys. Rev. C* **84**, 024906 (2011). [arXiv:1102.1957](https://arxiv.org/abs/1102.1957). doi:10.1103/PhysRevC.84.024906
5. CMS Collaboration, Charged particle transverse momentum spectra in pp collisions at $\sqrt{s} = 0.9$ and 7 TeV. *J. High Energy Phys.* **08**, 086 (2011). [arXiv:1104.3547](https://arxiv.org/abs/1104.3547). doi:10.1007/JHEP08(2011)086
6. STAR Collaboration, Experimental and theoretical challenges in the search for the quark–gluon plasma: The STAR Collaboration's

- critical assessment of the evidence from RHIC collisions. Nucl. Phys. A **757**, 102 (2005). [arXiv:nucl-ex/0501009](#). doi:10.1016/j.nuclphysa.2005.03.085
7. PHENIX Collaboration, Formation of dense partonic matter in relativistic nucleus nucleus collisions at RHIC: Experimental evaluation by the PHENIX Collaboration. Nucl. Phys. A **757**, 184 (2005). [arXiv:nucl-ex/0410003](#). doi:10.1016/j.nuclphysa.2005.03.086
 8. BRAHMS Collaboration, Quark–gluon plasma and color glass condensate at RHIC? The perspective from the BRAHMS experiment. Nucl. Phys. A **757**, 1 (2005). [arXiv:nucl-ex/0410020](#). doi:10.1016/j.nuclphysa.2005.02.130
 9. PHOBOS Collaboration, The PHOBOS perspective on discoveries at RHIC. Nucl. Phys. A **757**, 28 (2005). [arXiv:nucl-ex/0410022](#). doi:10.1016/j.nuclphysa.2005.03.084
 10. B. Alver et al., Importance of correlations and fluctuations on the initial source eccentricity in high-energy nucleus-nucleus collisions. Phys. Rev. C **77**, 014906 (2008). [arXiv:0711.3724](#). doi:10.1103/PhysRevC.77.014906
 11. Particle Data Group Collaboration, Review of particle physics. J. Phys. G **37**, 075021 (2010). doi:10.1088/0954-3899/37/7A/075021
 12. ALICE Collaboration, Suppression of charged particle production at large transverse momentum in central Pb–Pb collisions at $\sqrt{s_{NN}} = 2.76$ TeV. Phys. Lett. B **696**, 30 (2011). [arXiv:1012.1004](#). doi:10.1016/j.physletb.2010.12.020
 13. CMS Collaboration, The CMS experiment at the CERN LHC. J. Instrum. **3**, S08004 (2008). doi:10.1088/1748-0221/3/08/S08004
 14. CMS Collaboration, CMS Physics TDR: Volume I, Detector Performance and Software, CERN-LHCC 2006-001 (2006)
 15. O. Kodolova, I. Vardanian, A. Nikitenko et al., The performance of the jet identification and reconstruction in heavy ions collisions with CMS detector. Eur. Phys. J. C **50**, 117 (2007). doi:10.1140/epjc/s10052-007-0223-9
 16. CMS Collaboration, Tracking and Vertexing Results from First Collisions, CMS Physics Analysis Summary CMS-PAS-TRK-10-001 (2010)
 17. I.P. Lokhtin, A.M. Snigirev, A model of jet quenching in ultrarelativistic heavy ion collisions and high- p_T hadron spectra at RHIC. Eur. Phys. J. C **45**, 211 (2006). [arXiv:hep-ph/0506189](#). doi:10.1140/epjc/s2005-02426-3
 18. GEANT4 Collaboration, GEANT4: a simulation toolkit. Nucl. Instrum. Methods Phys. Res., Sect. A, Accel. Spectrom. Detect. Assoc. Equip. **506**, 250 (2003). doi:10.1016/S0168-9002(03)01368-8
 19. CMS Collaboration, Measurement of CMS Luminosity, CMS Physics Analysis Summary CMS-PAS-EWK-10-004 (2010)
 20. CMS Collaboration, Absolute Calibration of the CMS Luminosity Measurement: Summer 2011 Update, CMS Physics Analysis Summary CMS-PAS-EWK-11-001 (2011)
 21. T. Sjöstrand, S. Mrenna, P.Z. Skands, PYTHIA 6.4 Physics and Manual. J. High Energy Phys. **05**, 026 (2006). [arXiv:hep-ph/0603175](#). doi:10.1088/1126-6708/2006/05/026
 22. P. Bartalini, L. Fanó (eds.), *Proceedings of the First Workshop on Multiple Partonic Interactions at the LHC* (2009). [arXiv:1003.4220](#)
 23. T. Sjöstrand, S. Mrenna, P.Z. Skands, A brief introduction to PYTHIA 8.1. Comput. Phys. Commun. **178**, 852 (2008). [arXiv:0710.3820](#). doi:10.1016/j.cpc.2008.01.036
 24. P.Z. Skands, The Perugia Tunes (2009). [arXiv:0905.3418](#)
 25. A. Buckley, H. Hoeth, H. Lacker et al., Systematic event generator tuning for the LHC. Eur. Phys. J. C **65**, 331 (2010). [arXiv:0907.2973](#). doi:10.1140/epjc/s10052-009-1196-7
 26. F. Arleo, D. d’Enterria, A.S. Yoon, Single-inclusive production of large- p_T charged particles in hadronic collisions at TeV energies and perturbative QCD predictions. J. High Energy Phys. **06**, 035 (2010). [arXiv:1003.2963](#). doi:10.1007/JHEP06(2010)035
 27. WA98 Collaboration, Transverse mass distributions of neutral pions from Pb²⁰⁸ induced reactions at 158-A GeV. Eur. Phys. J. C **23**, 225 (2002). [arXiv:nucl-ex/0108006](#). doi:10.1007/s100520100886
 28. D. d’Enterria, Indications of suppressed high p_T hadron production in nucleus-nucleus collisions at CERN-SPS. Phys. Lett. B **596**, 32 (2004). [arXiv:nucl-ex/0403055](#). doi:10.1016/j.physletb.2004.06.071
 29. PHENIX Collaboration, Suppression pattern of neutral pions at high transverse momentum in Au + Au collisions at $\sqrt{s_{NN}} = 200$ GeV and constraints on medium transport coefficients. Phys. Rev. Lett. **101**, 232301 (2008). [arXiv:0801.4020](#). doi:10.1103/PhysRevLett.101.232301
 30. STAR Collaboration, Transverse momentum and collision energy dependence of high p_T hadron suppression in Au + Au collisions at ultrarelativistic energies. Phys. Rev. Lett. **91**, 172302 (2003). [arXiv:nucl-ex/0305015](#). doi:10.1103/PhysRevLett.91.172302
 31. STAR Collaboration, Identified baryon and meson distributions at large transverse momenta from Au + Au collisions at $\sqrt{s_{NN}} = 200$ GeV. Phys. Rev. Lett. **97**, 152301 (2006). [arXiv:nucl-ex/0606003](#). doi:10.1103/PhysRevLett.97.152301
 32. A. Dainese, C. Loizides, G. Paic, Leading-particle suppression in high energy nucleus-nucleus collisions. Eur. Phys. J. C **38**, 461 (2005). [arXiv:hep-ph/0406201](#). doi:10.1140/epjc/s2004-02077-x
 33. I. Vitev, M. Gyulassy, High p_T tomography of $d + Au$ and $Au + Au$ at SPS, RHIC, and LHC. Phys. Rev. Lett. **89**, 252301 (2002). [arXiv:hep-ph/0209161](#). doi:10.1103/PhysRevLett.89.252301
 34. I. Vitev, Jet tomography. J. Phys. G **30**, S791 (2004). [arXiv:hep-ph/0403089](#). doi:10.1088/0954-3899/30/8/019
 35. C.A. Salgado, U.A. Wiedemann, Calculating quenching weights. Phys. Rev. D **68**, 014008 (2003). [arXiv:hep-ph/0302184](#). doi:10.1103/PhysRevD.68.014008
 36. N. Armesto, A. Dainese, C.A. Salgado et al., Testing the color charge and mass dependence of parton energy loss with heavy-to-light ratios at BNL RHIC and CERN LHC. Phys. Rev. D **71**, 054027 (2005). [arXiv:hep-ph/0501225](#). doi:10.1103/PhysRevD.71.054027
 37. T. Renk et al., Systematics of the charged-hadron p_T spectrum and the nuclear suppression factor in heavy-ion collisions from $\sqrt{s} = 200$ GeV to $\sqrt{s} = 2.76$ TeV. Phys. Rev. C **84**, 014906 (2011). [arXiv:1103.5308](#). doi:10.1103/PhysRevC.84.014906

The CMS Collaboration

Yerevan Physics Institute, Yerevan, Armenia

S. Chatrchyan, V. Khachatryan, A.M. Sirunyan, A. Tumasyan

Institut für Hochenergiephysik der OeAW, Wien, Austria

W. Adam, T. Bergauer, M. Dragicovic, J. Erö, C. Fabjan, M. Friedl, R. Frühwirth, V.M. Ghete, J. Hammer¹, M. Hoch, N. Hörmann, J. Hrubec, M. Jeitler, W. Kiesenhofer, M. Krammer, D. Liko, I. Mikulec, M. Pernicka[†], B. Rahbaran, C. Rohringer, H. Rohringer, R. Schöfbeck, J. Strauss, A. Taurok, F. Teischinger, P. Wagner, W. Waltenberger, G. Walzel, E. Widl, C.-E. Wulz

National Centre for Particle and High Energy Physics, Minsk, Belarus

V. Mossolov, N. Shumeiko, J. Suarez Gonzalez

Universiteit Antwerpen, Antwerpen, Belgium

S. Bansal, L. Benucci, T. Cornelis, E.A. De Wolf, X. Janssen, S. Luyckx, T. Maes, L. Mucibello, S. Ochesanu, B. Roland, R. Rougny, M. Selvaggi, H. Van Haevermaet, P. Van Mechelen, N. Van Remortel, A. Van Spilbeeck

Vrije Universiteit Brussel, Brussel, Belgium

F. Blekman, S. Blyweert, J. D'Hondt, R. Gonzalez Suarez, A. Kalogeropoulos, M. Maes, A. Olbrechts, W. Van Doninck, P. Van Mulders, G.P. Van Onsem, I. Vilella

Université Libre de Bruxelles, Bruxelles, Belgium

O. Charaf, B. Clerbaux, G. De Lentdecker, V. Dero, A.P.R. Gay, G.H. Hammad, T. Hreus, A. Léonard, P.E. Marage, L. Thomas, C. Vander Velde, P. Vanlaer, J. Wickens

Ghent University, Ghent, Belgium

V. Adler, K. Beernaert, A. Cimmino, S. Costantini, G. Garcia, M. Grunewald, B. Klein, J. Lellouch, A. Marinov, J. McCartin, A.A. Ocampo Rios, D. Ryckbosch, N. Strobbe, F. Thyssen, M. Tytgat, L. Vanelderen, P. Verwilligen, S. Walsh, E. Yazgan, N. Zaganidis

Université Catholique de Louvain, Louvain-la-Neuve, Belgium

S. Basesmez, G. Bruno, L. Ceard, J. De Favereau De Jeneret, C. Delaere, T. du Pree, D. Favart, L. Forthomme, A. Giammanco², G. Grégoire, J. Hollar, V. Lemaitre, J. Liao, O. Militaru, C. Nuttens, D. Pagano, A. Pin, K. Piotrkowski, N. Schul

Université de Mons, Mons, Belgium

N. Bely, T. Caebergs, E. Daubie

Centro Brasileiro de Pesquisas Fisicas, Rio de Janeiro, Brazil

G.A. Alves, D. De Jesus Damiao, T. Martins, M.E. Pol, M.H.G. Souza

Universidade do Estado do Rio de Janeiro, Rio de Janeiro, Brazil

W.L. Aldá Júnior, W. Carvalho, A. Custódio, E.M. Da Costa, C. De Oliveira Martins, S. Fonseca De Souza, D. Matos Figueiredo, L. Mundim, H. Nogima, V. Oguri, W.L. Prado Da Silva, A. Santoro, S.M. Silva Do Amaral, L. Soares Jorge, A. Sznajder

Instituto de Fisica Teorica, Universidade Estadual Paulista, Sao Paulo, Brazil

T.S. Anjos³, C.A. Bernardes³, F.A. Dias⁴, T.R. Fernandez Perez Tomei, E.M. Gregores³, C. Lagana, F. Marinho, P.G. Mercadante³, S.F. Novaes, S.S. Padula

Institute for Nuclear Research and Nuclear Energy, Sofia, Bulgaria

V. Genchev¹, P. Iaydjiev¹, S. Piperov, M. Rodozov, S. Stoykova, G. Sultanov, V. Tcholakov, R. Trayanov, M. Vutova

University of Sofia, Sofia, Bulgaria

A. Dimitrov, R. Hadjiiska, A. Karadzhinova, V. Kozhuharov, L. Litov, B. Pavlov, P. Petkov

Institute of High Energy Physics, Beijing, China

J.G. Bian, G.M. Chen, H.S. Chen, C.H. Jiang, D. Liang, S. Liang, X. Meng, J. Tao, J. Wang, J. Wang, X. Wang, Z. Wang, H. Xiao, M. Xu, J. Zang, Z. Zhang

State Key Lab. of Nucl. Phys. and Tech., Peking University, Beijing, China

C. Asawatangtrakuldee, Y. Ban, S. Guo, Y. Guo, W. Li, S. Liu, Y. Mao, S.J. Qian, H. Teng, S. Wang, B. Zhu, W. Zou

Universidad de Los Andes, Bogota, Colombia

A. Cabrera, B. Gomez Moreno, A.F. Osorio Oliveros, J.C. Sanabria

Technical University of Split, Split, CroatiaN. Godinovic, D. Lelas, R. Plestina⁵, D. Polic, I. Puljak¹**University of Split, Split, Croatia**

Z. Antunovic, M. Dzelalija, M. Kovac

Institute Rudjer Boskovic, Zagreb, Croatia

V. Brigljevic, S. Duric, K. Kadija, J. Luetic, S. Morovic

University of Cyprus, Nicosia, Cyprus

A. Attikis, M. Galanti, J. Mousa, C. Nicolaou, F. Ptochos, P.A. Razis

Charles University, Prague, Czech Republic

M. Finger, M. Finger Jr.

Academy of Scientific Research and Technology of the Arab Republic of Egypt, Egyptian Network of High Energy Physics, Cairo, EgyptY. Assran⁶, A. Ellithi Kamel⁷, S. Khalil⁸, M.A. Mahmoud⁹, A. Radi^{8,10}**National Institute of Chemical Physics and Biophysics, Tallinn, Estonia**

A. Hektor, M. Kadastik, M. Müntel, M. Raidal, L. Rebane, A. Tiko

Department of Physics, University of Helsinki, Helsinki, Finland

V. Azzolini, P. Eerola, G. Fedi, M. Voutilainen

Helsinki Institute of Physics, Helsinki, Finland

S. Czellar, J. Härkönen, A. Heikkinen, V. Karimäki, R. Kinnunen, M.J. Kortelainen, T. Lampén, K. Lassila-Perini, S. Lehti, T. Lindén, P. Luukka, T. Mäenpää, T. Peltola, E. Tuominen, J. Tuominiemi, E. Tuovinen, D. Ungaro, L. Wendland

Lappeenranta University of Technology, Lappeenranta, Finland

K. Banzuzi, A. Korpela, T. Tuuva

Laboratoire d'Annecy-le-Vieux de Physique des Particules, IN2P3-CNRS, Annecy-le-Vieux, France

D. Sillou

DSM/IRFU, CEA/Saclay, Gif-sur-Yvette, France

M. Besancon, S. Choudhury, M. Dejardin, D. Denegri, B. Fabbro, J.L. Faure, F. Ferri, S. Ganjour, A. Givernaud, P. Gras, G. Hamel de Monchenault, P. Jarry, E. Locci, J. Malcles, M. Marionneau, L. Millischer, J. Rander, A. Rosowsky, I. Shreyber, M. Titov

Laboratoire Leprince-Ringuet, Ecole Polytechnique, IN2P3-CNRS, Palaiseau, FranceS. Baffioni, F. Beaudette, L. Benhabib, L. Bianchini, M. Bluj¹¹, C. Broutin, P. Busson, C. Charlot, N. Daci, T. Dahms, L. Dobrzynski, S. Elgammal, R. Granier de Cassagnac, M. Haguenaer, P. Miné, C. Mironov, C. Ochando, P. Paganini, D. Sabes, R. Salerno, Y. Sirois, C. Thiebaut, C. Veelken, A. Zabi**Institut Pluridisciplinaire Hubert Curien, Université de Strasbourg, Université de Haute Alsace Mulhouse, CNRS/IN2P3, Strasbourg, France**J.-L. Agram¹², J. Andrea, D. Bloch, D. Bodin, J.-M. Brom, M. Cardaci, E.C. Chabert, C. Collard, E. Conte¹², F. Drouhin¹², C. Ferro, J.-C. Fontaine¹², D. Gelé, U. Goerlach, S. Greder, P. Juillot, M. Karim¹², A.-C. Le Bihan, P. Van Hove**Centre de Calcul de l'Institut National de Physique Nucleaire et de Physique des Particules (IN2P3), Villeurbanne, France**

F. Fassi, D. Mercier

Université de Lyon, Université Claude Bernard Lyon 1, CNRS-IN2P3, Institut de Physique Nucléaire de Lyon, Villeurbanne, FranceC. Baty, S. Beauceron, N. Beaupere, M. Bedjidian, O. Bondu, G. Boudoul, D. Boumediene, H. Brun, J. Chasserat, R. Chierici¹, D. Contardo, P. Depasse, H. El Mamouni, A. Falkiewicz, J. Fay, S. Gascon, M. Gouzevitch, B. Ille, T. Kurca, T. Le Grand, M. Lethuillier, L. Mirabito, S. Perries, V. Sordini, S. Tosi, Y. Tschudi, P. Verdier, S. Viret**Institute of High Energy Physics and Informatization, Tbilisi State University, Tbilisi, Georgia**

D. Lomidze

RWTH Aachen University, I. Physikalisches Institut, Aachen, Germany

G. Anagnostou, S. Beranek, M. Edelhoff, L. Feld, N. Heracleous, O. Hindrichs, R. Jussen, K. Klein, J. Merz, A. Ostapchuk, A. Perieanu, F. Raupach, J. Sammet, S. Schael, D. Sprenger, H. Weber, B. Wittmer, V. Zhukov¹³

RWTH Aachen University, III. Physikalisches Institut A, Aachen, Germany

M. Ata, J. Caudron, E. Dietz-Laursonn, M. Erdmann, A. Güth, T. Hebbeker, C. Heidemann, K. Hoepfner, T. Klimkovich, D. Klingebiel, P. Kreuzer, D. Lanske[†], J. Lingemann, C. Magass, M. Merschmeyer, A. Meyer, M. Olschewski, P. Papacz, H. Pieta, H. Reithler, S.A. Schmitz, L. Sonnenschein, J. Steggemann, D. Teyssier, M. Weber

RWTH Aachen University, III. Physikalisches Institut B, Aachen, Germany

M. Bontenackels, V. Cherepanov, M. Davids, G. Flügge, H. Geenen, M. Geisler, W. Haj Ahmad, F. Hoehle, B. Kargoll, T. Kress, Y. Kuessel, A. Linn, A. Nowack, L. Perchalla, O. Pooth, J. Rennefeld, P. Sauerland, A. Stahl, M.H. Zoeller

Deutsches Elektronen-Synchrotron, Hamburg, Germany

M. Aldaya Martin, W. Behrenhoff, U. Behrens, M. Bergholz¹⁴, A. Bethani, K. Borras, A. Cakir, A. Campbell, E. Castro, D. Dammann, G. Eckerlin, D. Eckstein, A. Flossdorf, G. Flucke, A. Geiser, J. Hauk, H. Jung¹, M. Kasemann, P. Katsas, C. Kleinwort, H. Kluge, A. Knutsson, M. Krämer, D. Krücker, E. Kuznetsova, W. Lange, W. Lohmann¹⁴, B. Lutz, R. Mankel, I. Marfin, M. Marienfeld, I.-A. Melzer-Pellmann, A.B. Meyer, J. Mnich, A. Mussgiller, S. Naumann-Emme, J. Olzem, A. Petrukhin, D. Pitzl, A. Raspereza, P.M. Ribeiro Cipriano, M. Rosin, J. Salfeld-Nebgen, R. Schmidt¹⁴, T. Schoerner-Sadenius, N. Sen, A. Spiridonov, M. Stein, J. Tomaszewska, R. Walsh, C. Wissing

University of Hamburg, Hamburg, Germany

C. Autermann, V. Blobel, S. Bobrovskiy, J. Draeger, H. Enderle, J. Erfle, U. Gebbert, M. Görner, T. Hermanns, R.S. Höing, K. Kaschube, G. Kaussen, H. Kirschenmann, R. Klanner, J. Lange, B. Mura, F. Nowak, N. Pietsch, C. Sander, H. Schettler, P. Schleper, E. Schlieckau, A. Schmidt, M. Schröder, T. Schum, H. Stadie, G. Steinbrück, J. Thomsen

Institut für Experimentelle Kernphysik, Karlsruhe, Germany

C. Barth, J. Berger, T. Chwalek, W. De Boer, A. Dierlamm, G. Dirkes, M. Feindt, J. Gruschke, M. Guthoff¹, C. Hackstein, F. Hartmann, M. Heinrich, H. Held, K.H. Hoffmann, S. Honc, I. Katkov¹³, J.R. Komaragiri, T. Kuhr, D. Martschei, S. Mueller, Th. Müller, M. Niegel, O. Oberst, A. Oehler, J. Ott, T. Peiffer, G. Quast, K. Rabbertz, F. Ratnikov, N. Ratnikova, M. Renz, S. Röcker, C. Saout, A. Scheurer, P. Schieferdecker, F.-P. Schilling, M. Schmanau, G. Schott, H.J. Simonis, F.M. Stober, D. Troendle, J. Wagner-Kuhr, T. Weiler, M. Zeise, E.B. Ziebarth

Institute of Nuclear Physics “Demokritos”, Aghia Paraskevi, Greece

G. Daskalakis, T. Geralis, S. Kesisoglou, A. Kyriakis, D. Loukas, I. Manolagos, A. Markou, C. Markou, C. Mavrommatis, E. Ntomari

University of Athens, Athens, Greece

L. Gouskos, T.J. Mertzimekis, A. Panagiotou, N. Saoulidou, E. Stiliaris

University of Ioánnina, Ioánnina, Greece

I. Evangelou, C. Foudas¹, P. Kokkas, N. Manthos, I. Papadopoulos, V. Patras, F.A. Triantis

KFKI Research Institute for Particle and Nuclear Physics, Budapest, Hungary

A. Aranyi, G. Benceze, L. Boldizsar, C. Hajdu¹, P. Hidas, D. Horvath¹⁵, A. Kapusi, K. Krajczar¹⁶, F. Sikler¹, G. Vesztegombi¹⁶

Institute of Nuclear Research ATOMKI, Debrecen, Hungary

N. Beni, J. Molnar, J. Palinkas, Z. Szillasi, V. Veszpremi

University of Debrecen, Debrecen, Hungary

J. Karancsi, P. Raics, Z.L. Trocsanyi, B. Ujvari

Panjab University, Chandigarh, India

S.B. Beri, V. Bhatnagar, N. Dhingra, R. Gupta, M. Jindal, M. Kaur, J.M. Kohli, M.Z. Mehta, N. Nishu, L.K. Saini, A. Sharma, A.P. Singh, J. Singh, S.P. Singh

University of Delhi, Delhi, India

S. Ahuja, B.C. Choudhary, A. Kumar, A. Kumar, S. Malhotra, M. Naimuddin, K. Ranjan, V. Sharma, R.K. Shivpuri

Saha Institute of Nuclear Physics, Kolkata, India

S. Banerjee, S. Bhattacharya, S. Dutta, B. Gomber, S. Jain, S. Jain, R. Khurana, S. Sarkar

Bhabha Atomic Research Centre, Mumbai, India

R.K. Choudhury, D. Dutta, S. Kailas, V. Kumar, A.K. Mohanty¹, L.M. Pant, P. Shukla

Tata Institute of Fundamental Research-EHEP, Mumbai, India

T. Aziz, S. Ganguly, M. Guchait¹⁷, A. Gurtu¹⁸, M. Maity¹⁹, G. Majumder, K. Mazumdar, G.B. Mohanty, B. Parida, A. Saha, K. Sudhakar, N. Wickramage

Tata Institute of Fundamental Research-HECR, Mumbai, India

S. Banerjee, S. Dugad, N.K. Mondal

Institute for Research in Fundamental Sciences (IPM), Tehran, Iran

H. Arfaei, H. Bakhshiansohi²⁰, S.M. Etesami²¹, A. Fahim²⁰, M. Hashemi, H. Hesari, A. Jafari²⁰, M. Khakzad, A. Mohammadi²², M. Mohammadi Najafabadi, S. Paktinat Mehdiabadi, B. Safarzadeh²³, M. Zeinali²¹

INFN Sezione di Bari^a, Università di Bari^b, Politecnico di Bari^c, Bari, Italy

M. Abbrescia^{a,b}, L. Barbone^{a,b}, C. Calabria^{a,b}, S.S. Chhibra^{a,b}, A. Colaleo^a, D. Creanza^{a,c}, N. De Filippis^{a,c,1}, M. De Palma^{a,b}, L. Fiore^a, G. Iaselli^{a,c}, L. Lusito^{a,b}, G. Maggi^{a,c}, M. Maggi^a, N. Manna^{a,b}, B. Marangelli^{a,b}, S. My^{a,c}, S. Nuzzo^{a,b}, N. Pacifico^{a,b}, A. Pompili^{a,b}, G. Pugliese^{a,c}, F. Romano^{a,c}, G. Selvaggi^{a,b}, L. Silvestris^a, G. Singh^{a,b}, S. Tuppiti^{a,b}, G. Zito^a

INFN Sezione di Bologna^a, Università di Bologna^b, Bologna, Italy

G. Abbiendi^a, A.C. Benvenuti^a, D. Bonacorsi^a, S. Braibant-Giacomelli^{a,b}, L. Brigliadori^a, P. Capiluppi^{a,b}, A. Castro^{a,b}, F.R. Cavallo^a, M. Cuffiani^{a,b}, G.M. Dallavalle^a, F. Fabbri^a, A. Fanfani^{a,b}, D. Fasanella^{a,1}, P. Giacomelli^a, C. Grandi^a, S. Marcellini^a, G. Masetti^a, M. Meneghelli^{a,b}, A. Montanari^a, F.L. Navarria^{a,b}, F. Odorici^a, A. Perrotta^a, F. Primavera^a, A.M. Rossi^{a,b}, T. Rovelli^{a,b}, G. Siroli^{a,b}, R. Travaglini^{a,b}

INFN Sezione di Catania^a, Università di Catania^b, Catania, Italy

S. Albergo^{a,b}, G. Cappello^{a,b}, M. Chiorboli^{a,b}, S. Costa^{a,b}, R. Potenza^{a,b}, A. Tricomi^{a,b}, C. Tuve^{a,b}

INFN Sezione di Firenze^a, Università di Firenze^b, Firenze, Italy

G. Barbagli^a, V. Ciulli^{a,b}, C. Civinini^a, R. D'Alessandro^{a,b}, E. Focardi^{a,b}, S. Frosali^{a,b}, E. Gallo^a, S. Gozzi^{a,b}, M. Meschini^a, S. Paoletti^a, G. Sguazzoni^a, A. Tropiano^{a,1}

INFN Laboratori Nazionali di Frascati, Frascati, Italy

L. Benussi, S. Bianco, S. Colafranceschi²⁴, F. Fabbri, D. Piccolo

INFN Sezione di Genova, Genova, Italy

P. Fabbricatore, R. Musenich

INFN Sezione di Milano-Bicocca^a, Università di Milano-Bicocca^b, Milano, Italy

A. Benaglia^{a,b,1}, F. De Guio^{a,b}, L. Di Matteo^{a,b}, S. Fiorendi^{a,b}, S. Gennai^{a,1}, A. Ghezzi^{a,b}, S. Malvezzi^a, R.A. Manzoni^{a,b}, A. Martelli^{a,b}, A. Massironi^{a,b,1}, D. Menasce^a, L. Moroni^a, M. Paganoni^{a,b}, D. Pedrini^a, S. Ragazzi^{a,b}, N. Redaelli^a, S. Sala^a, T. Tabarelli de Fatis^{a,b}

INFN Sezione di Napoli^a, Università di Napoli "Federico II"^b, Napoli, Italy

S. Buontempo^a, C.A. Carrillo Montoya^{a,1}, N. Cavallo^{a,25}, A. De Cosa^{a,b}, O. Dogangun^{a,b}, F. Fabozzi^{a,25}, A.O.M. Iorio^{a,1}, L. Lista^a, M. Merola^{a,b}, P. Paolucci^a

INFN Sezione di Padova^a, Università di Padova^b, Università di Trento (Trento)^c, Padova, Italy

P. Azzi^a, N. Bacchetta^{a,1}, P. Bellan^{a,b}, D. Bisello^{a,b}, A. Branca^a, R. Carlin^{a,b}, P. Checchia^a, T. Dorigo^a, U. Dosselli^a, F. Gasparini^{a,b}, U. Gasparini^{a,b}, A. Gozzelino^a, K. Kanishchev^a, S. Lacaprara^{a,26}, I. Lazzizzera^{a,c}, M. Margoni^{a,b}, M. Mazzucato^a, A.T. Meneguzzo^{a,b}, M. Michelotto^a, M. Nespolo^{a,1}, L. Perrozzi^a, N. Pozzobon^{a,b}, P. Ronchese^{a,b}, F. Simonetto^{a,b}, E. Torassa^a, M. Tosi^{a,b,1}, S. Vanini^{a,b}, P. Zotto^{a,b}, G. Zumerle^{a,b}

INFN Sezione di Pavia^a, Università di Pavia^b, Pavia, Italy

P. Baesso^{a,b}, U. Berzano^a, S.P. Ratti^{a,b}, C. Riccardi^{a,b}, P. Torre^{a,b}, P. Vitulo^{a,b}, C. Viviani^{a,b}

INFN Sezione di Perugia^a, Università di Perugia^b, Perugia, Italy

M. Biasini^{a,b}, G.M. Bilei^a, B. Caponeri^{a,b}, L. Fanò^{a,b}, P. Lariccia^{a,b}, A. Lucaroni^{a,b,1}, G. Mantovani^{a,b}, M. Menichelli^a, A. Nappi^{a,b}, F. Romeo^{a,b}, A. Santocchia^{a,b}, S. Taroni^{a,b,1}, M. Valdata^{a,b}

INFN Sezione di Pisa^a, Università di Pisa^b, Scuola Normale Superiore di Pisa^c, Pisa, Italy

P. Azzurri^{a,c}, G. Bagliesi^a, T. Boccali^a, G. Broccolo^{a,c}, R. Castaldi^a, R.T. D’Agnolo^{a,c}, R. Dell’Orso^a, F. Fiori^{a,b}, L. Foà^{a,c}, A. Giassi^a, A. Kraan^a, F. Ligabue^{a,c}, T. Lomtadze^a, L. Martini^{a,27}, A. Messineo^{a,b}, F. Palla^a, F. Palmonari^a, A. Rizzi^a, A.T. Serban^a, P. Spagnolo^a, R. Tenchini^a, G. Tonelli^{a,b,1}, A. Venturi^{a,1}, P.G. Verdini^a

INFN Sezione di Roma^a, Università di Roma “La Sapienza”^b, Roma, Italy

L. Barone^{a,b}, F. Cavallari^a, D. Del Re^{a,b,1}, M. Diemoz^a, C. Fanelli^a, D. Franci^{a,b}, M. Grassi^{a,1}, E. Longo^{a,b}, P. Meridiani^a, F. Micheli^a, S. Nourbakhsh^a, G. Organtini^{a,b}, F. Pandolfi^{a,b}, R. Paramatti^a, S. Rahatlou^{a,b}, M. Sigamani^a, L. Soffi^a

INFN Sezione di Torino^a, Università di Torino^b, Università del Piemonte Orientale (Novara)^c, Torino, Italy

N. Amapane^{a,b}, R. Arcidiacono^{a,c}, S. Argiro^{a,b}, M. Arneodo^{a,c}, C. Biino^a, C. Botta^{a,b}, N. Cartiglia^a, R. Castello^{a,b}, M. Costa^{a,b}, N. Demaria^a, A. Graziano^{a,b}, C. Mariotti^{a,1}, S. Maselli^a, E. Migliore^{a,b}, V. Monaco^{a,b}, M. Musich^a, M.M. Obertino^{a,c}, N. Pastrone^a, M. Pelliccioni^a, A. Potenza^{a,b}, A. Romero^{a,b}, M. Ruspa^{a,c}, R. Sacchi^{a,b}, V. Sola^{a,b}, A. Solano^{a,b}, A. Staiano^a, A. Vilela Pereira^a

INFN Sezione di Trieste^a, Università di Trieste^b, Trieste, Italy

S. Belforte^a, F. Cossutti^a, G. Della Ricca^{a,b}, B. Gobbo^a, M. Marone^{a,b}, D. Montanino^{a,b,1}, A. Penzo^a

Kangwon National University, Chunchon, Korea

S.G. Heo, S.K. Nam

Kyungpook National University, Daegu, Korea

S. Chang, J. Chung, D.H. Kim, G.N. Kim, J.E. Kim, D.J. Kong, H. Park, S.R. Ro, D.C. Son

Chonnam National University, Institute for Universe and Elementary Particles, Kwangju, Korea

J.Y. Kim, Z.J. Kim, S. Song

Konkuk University, Seoul, Korea

H.Y. Jo

Korea University, Seoul, Korea

S. Choi, D. Gyun, B. Hong, M. Jo, H. Kim, T.J. Kim, K.S. Lee, D.H. Moon, S.K. Park, E. Seo, K.S. Sim

University of Seoul, Seoul, Korea

M. Choi, S. Kang, H. Kim, J.H. Kim, C. Park, I.C. Park, S. Park, G. Ryu

Sungkyunkwan University, Suwon, Korea

Y. Cho, Y. Choi, Y.K. Choi, J. Goh, M.S. Kim, B. Lee, J. Lee, S. Lee, H. Seo, I. Yu

Vilnius University, Vilnius, Lithuania

M.J. Bilinskas, I. Grigelionis, M. Janulis

Centro de Investigacion y de Estudios Avanzados del IPN, Mexico City, Mexico

H. Castilla-Valdez, E. De La Cruz-Burelo, I. Heredia-de La Cruz, R. Lopez-Fernandez, R. Magaña Villalba, J. Martínez-Ortega, A. Sánchez-Hernández, L.M. Villaseñor-Cendejas

Universidad Iberoamericana, Mexico City, Mexico

S. Carrillo Moreno, F. Vazquez Valencia

Benemerita Universidad Autonoma de Puebla, Puebla, Mexico

H.A. Salazar Ibarguen

Universidad Autónoma de San Luis Potosí, San Luis Potosí, Mexico

E. Casimiro Linares, A. Morelos Pineda, M.A. Reyes-Santos

University of Auckland, Auckland, New Zealand

D. Krofcheck

University of Canterbury, Christchurch, New Zealand

A.J. Bell, P.H. Butler, R. Doesburg, S. Reucroft, H. Silverwood

National Centre for Physics, Quaid-I-Azam University, Islamabad, Pakistan

M. Ahmad, M.I. Asghar, H.R. Hoorani, S. Khalid, W.A. Khan, T. Khurshid, S. Qazi, M.A. Shah, M. Shoaib

Institute of Experimental Physics, Faculty of Physics, University of Warsaw, Warsaw, Poland

G. Brona, M. Cwiok, W. Dominik, K. Doroba, A. Kalinowski, M. Konecki, J. Krolikowski

Soltan Institute for Nuclear Studies, Warsaw, Poland

H. Bialkowska, B. Boimska, T. Frueboes, R. Gokieli, M. Górski, M. Kazana, K. Nawrocki, K. Romanowska-Rybinska, M. Szleper, G. Wrochna, P. Zalewski

Laboratório de Instrumentação e Física Experimental de Partículas, Lisboa, Portugal

N. Almeida, P. Bargassa, A. David, P. Faccioli, P.G. Ferreira Parracho, M. Gallinaro, P. Musella, A. Nayak, J. Pela¹, P.Q. Ribeiro, J. Seixas, J. Varela, P. Vischia

Joint Institute for Nuclear Research, Dubna, Russia

S. Afanasiev, I. Belotelov, P. Bunin, M. Gavrilenko, I. Golutvin, I. Gorbunov, A. Kamenev, V. Karjavin, G. Kozlov, A. Lanev, P. Moisenz, V. Palichik, V. Perelygin, S. Shmatov, V. Smirnov, A. Volodko, A. Zarubin

Petersburg Nuclear Physics Institute, Gatchina (St Petersburg), Russia

S. Evstyukhin, V. Golovtsov, Y. Ivanov, V. Kim, P. Levchenko, V. Murzin, V. Oreshkin, I. Smirnov, V. Sulimov, L. Uvarov, S. Vavilov, A. Vorobyev, An. Vorobyev

Institute for Nuclear Research, Moscow, Russia

Yu. Andreev, A. Dermenev, S. Gninenko, N. Golubev, M. Kirsanov, N. Krasnikov, V. Matveev, A. Pashenkov, A. Toropin, S. Troitsky

Institute for Theoretical and Experimental Physics, Moscow, Russia

V. Epshteyn, M. Erofeeva, V. Gavrilov, M. Kossov¹, A. Krokhotin, N. Lychkovskaya, V. Popov, G. Safronov, S. Semenov, V. Stolin, E. Vlasov, A. Zhokin

Moscow State University, Moscow, Russia

A. Belyaev, E. Boos, A. Ershov, A. Gribushin, O. Kodolova, V. Korotkikh, I. Lokhtin, A. Markina, S. Obraztsov, M. Perfilov, S. Petrushanko, L. Sarycheva[†], V. Savrin, A. Snigirev, I. Vardanyan

P.N. Lebedev Physical Institute, Moscow, Russia

V. Andreev, M. Azarkin, I. Dremin, M. Kirakosyan, A. Leonidov, G. Mesyats, S.V. Rusakov, A. Vinogradov

State Research Center of Russian Federation, Institute for High Energy Physics, Protvino, Russia

I. Azhgirey, I. Bayshev, S. Bitioukov, V. Grishin¹, V. Kachanov, D. Konstantinov, A. Korablev, V. Krychkine, V. Petrov, R. Ryutin, A. Sobol, L. Tourtchanovitch, S. Troshin, N. Tyurin, A. Uzunian, A. Volkov

University of Belgrade, Faculty of Physics and Vinca Institute of Nuclear Sciences, Belgrade, Serbia

P. Adzic²⁸, M. Djordjevic, M. Ekmedzic, D. Krpic²⁸, J. Milosevic

Centro de Investigaciones Energéticas Medioambientales y Tecnológicas (CIEMAT), Madrid, Spain

M. Aguilar-Benitez, J. Alcaraz Maestre, P. Arce, C. Battilana, E. Calvo, M. Cerrada, M. Chamizo Llatas, N. Colino, B. De La Cruz, A. Delgado Peris, C. Diez Pardos, D. Domínguez Vázquez, C. Fernandez Bedoya, J.P. Fernández Ramos, A. Ferrando, J. Flix, M.C. Fouz, P. Garcia-Abia, O. Gonzalez Lopez, S. Goy Lopez, J.M. Hernandez, M.I. Josa, G. Merino, J. Puerta Pelayo, I. Redondo, L. Romero, J. Santaolalla, M.S. Soares, C. Willmott

Universidad Autónoma de Madrid, Madrid, Spain

C. Albajar, G. Codispoti, J.F. de Trocóniz

Universidad de Oviedo, Oviedo, Spain

J. Cuevas, J. Fernandez Menendez, S. Folgueras, I. Gonzalez Caballero, L. Lloret Iglesias, J.M. Vizán Garcia

Instituto de Física de Cantabria (IFCA), CSIC-Universidad de Cantabria, Santander, Spain

J.A. Brochero Cifuentes, I.J. Cabrillo, A. Calderon, S.H. Chuang, J. Duarte Campderros, M. Felcini²⁹, M. Fernandez, G. Gomez, J. Gonzalez Sanchez, C. Jorda, P. Lobelle Pardo, A. Lopez Virto, J. Marco, R. Marco, C. Martinez Rivero, F. Matorras, F.J. Munoz Sanchez, J. Piedra Gomez³⁰, T. Rodrigo, A.Y. Rodríguez-Marrero, A. Ruiz-Jimeno, L. Scodellaro, M. Sobron Sanudo, I. Vila, R. Vilar Cortabitarte

CERN, European Organization for Nuclear Research, Geneva, Switzerland

D. Abbaneo, E. Auffray, G. Auzinger, P. Baillon, A.H. Ball, D. Barney, C. Bernet⁵, W. Bialas, G. Bianchi, P. Bloch, A. Bocci, H. Breuker, K. Bunkowski, T. Camporesi, G. Cerminara, T. Christiansen, J.A. Coarasa Perez, B. Curé, D. D'Enterra, A. De Roeck, S. Di Guida, M. Dobson, N. Dupont-Sagorin, A. Elliott-Peisert, B. Frisch, W. Funk, A. Gaddi, G. Georgiou, H. Gerwig, M. Giffels, D. Gigi, K. Gill, D. Giordano, M. Giunta, F. Glege, R. Gomez-Reino Garrido, P. Govoni, S. Gowdy, R. Guida, L. Guiducci, M. Hansen, P. Harris, C. Hartl, J. Harvey, B. Hegner, A. Hinzmann, H.F. Hoffmann, V. Innocente, P. Janot, K. Kaadze, E. Karavakis, K. Kousouris, P. Lecoq, P. Lenzi, C. Lourenço, T. Mäki, M. Malberti, L. Malgeri, M. Mannelli, L. Masetti, G. Mavromanolakis, F. Meijers, S. Mersi, E. Meschi, R. Moser, M.U. Mozer, M. Mulders, E. Nesvold, M. Nguyen, T. Orimoto, L. Orsini, E. Palencia Cortezon, E. Perez, A. Petrilli, A. Pfeiffer, M. Pierini, M. Pimiä, D. Piparo, G. Polese, L. Quertenmont, A. Racz, W. Reece, J. Rodrigues Antunes, G. Rolandi³¹, T. Rommerskirchen, C. Rovelli³², M. Rovere, H. Sakulin, F. Santanastasio, C. Schäfer, C. Schwick, I. Segoni, A. Sharma, P. Siegrist, P. Silva, M. Simon, P. Sphicas³³, D. Spiga, M. Spiropulu⁴, M. Stoye, A. Tsirou, G.I. Veres¹⁶, P. Vichoudis, H.K. Wöhri, S.D. Worm³⁴, W.D. Zeuner

Paul Scherrer Institut, Villigen, Switzerland

W. Bertl, K. Deiters, W. Erdmann, K. Gabathuler, R. Horisberger, Q. Ingram, H.C. Kaestli, S. König, D. Kotlinski, U. Langenegger, F. Meier, D. Renker, T. Rohe, J. Sibille³⁵

Institute for Particle Physics, ETH Zurich, Zurich, Switzerland

L. Bäni, P. Bortignon, M.A. Buchmann, B. Casal, N. Chanon, Z. Chen, A. Deisher, G. Dissertori, M. Dittmar, M. Dünser, J. Eugster, K. Freudenreich, C. Grab, P. Lecomte, W. Lustermann, P. Martinez Ruiz del Arbol, N. Mohr, F. Moortgat, C. Nägeli³⁶, P. Nef, F. Nessi-Tedaldi, L. Pape, F. Pauss, M. Peruzzi, F.J. Ronga, M. Rossini, L. Sala, A.K. Sanchez, M.-C. Sawley, A. Starodumov³⁷, B. Stieger, M. Takahashi, L. Tauscher[†], A. Thea, K. Theofilatos, D. Treille, C. Urscheler, R. Wallny, H.A. Weber, L. Wehrli, J. Weng

Universität Zürich, Zurich, Switzerland

E. Aguilo, C. Amsler, V. Chiochia, S. De Visscher, C. Favaro, M. Ivova Rikova, B. Millan Mejias, P. Otiougova, P. Robmann, H. Snoek, M. Verzetti

National Central University, Chung-Li, Taiwan

Y.H. Chang, K.H. Chen, C.M. Kuo, S.W. Li, W. Lin, Z.K. Liu, Y.J. Lu, D. Mekterovic, R. Volpe, S.S. Yu

National Taiwan University (NTU), Taipei, Taiwan

P. Bartalini, P. Chang, Y.H. Chang, Y.W. Chang, Y. Chao, K.F. Chen, C. Dietz, U. Grundler, W.-S. Hou, Y. Hsiung, K.Y. Kao, Y.J. Lei, R.-S. Lu, D. Majumder, E. Petrakou, X. Shi, J.G. Shiu, Y.M. Tzeng, X. Wan, M. Wang

Cukurova University, Adana, Turkey

A. Adiguzel, M.N. Bakirci³⁸, S. Cerci³⁹, C. Dozen, I. Dumanoglu, E. Eskut, S. Girgis, G. Gokbulut, I. Hos, E.E. Kangal, G. Karapinar, A. Kayis Topaksu, G. Onengut, K. Ozdemir, S. Ozturk⁴⁰, A. Polatoz, K. Sogut⁴¹, D. Sunar Cerci³⁹, B. Tali³⁹, H. Topakli³⁸, D. Uzun, L.N. Vergili, M. Vergili

Middle East Technical University, Physics Department, Ankara, Turkey

I.V. Akin, T. Aliev, B. Bilin, S. Bilmis, M. Deniz, H. Gamsizkan, A.M. Guler, K. Ocalan, A. Ozpineci, M. Serin, R. Sever, U.E. Surat, M. Yalvac, E. Yildirim, M. Zeyrek

Bogazici University, Istanbul, Turkey

M. Deliomeroğlu, E. Gülmez, B. Isildak, M. Kaya⁴², O. Kaya⁴², S. Ozkorucuklu⁴³, N. Sonmez⁴⁴

National Scientific Center, Kharkov Institute of Physics and Technology, Kharkov, Ukraine

L. Levchuk

University of Bristol, Bristol, United Kingdom

F. Bostock, J.J. Brooke, E. Clement, D. Cussans, H. Flacher, R. Frazier, J. Goldstein, M. Grimes, G.P. Heath, H.F. Heath, L. Kreczko, S. Metson, D.M. Newbold³⁴, K. Nirunpong, A. Poll, S. Senkin, V.J. Smith, T. Williams

Rutherford Appleton Laboratory, Didcot, United Kingdom

L. Basso⁴⁵, A. Belyaev⁴⁵, C. Brew, R.M. Brown, D.J.A. Cockerill, J.A. Coughlan, K. Harder, S. Harper, J. Jackson, B.W. Kennedy, E. Olaiya, D. Petyt, B.C. Radburn-Smith, C.H. Shepherd-Themistocleous, I.R. Tomalin, W.J. Womersley

Imperial College, London, United Kingdom

R. Bainbridge, G. Ball, R. Beuselinck, O. Buchmuller, D. Colling, N. Cripps, M. Cutajar, P. Dauncey, G. Davies, M. Della Negra, W. Ferguson, J. Fulcher, D. Futyan, A. Gilbert, A. Guneratne Bryer, G. Hall, Z. Hatherell, J. Hays, G. Iles, M. Jarvis, G. Karapostoli, L. Lyons, A.-M. Magnan, J. Marrouche, B. Mathias, R. Nandi, J. Nash, A. Nikitenko³⁷, A. Papageorgiou, M. Pesaresi, K. Petridis, M. Pioppi⁴⁶, D.M. Raymond, S. Rogerson, N. Rompotis, A. Rose, M.J. Ryan, C. Seez, P. Sharp, A. Sparrow, A. Tapper, S. Tourneur, M. Vazquez Acosta, T. Virdee, S. Wakefield, N. Wardle, D. Wardrope, T. Whyntie

Brunel University, Uxbridge, United Kingdom

M. Barrett, M. Chadwick, J.E. Cole, P.R. Hobson, A. Khan, P. Kyberd, D. Leslie, W. Martin, I.D. Reid, P. Symonds, L. Teodorescu, M. Turner

Baylor University, Waco, USA

K. Hatakeyama, H. Liu, T. Scarborough

The University of Alabama, Tuscaloosa, USA

C. Henderson

Boston University, Boston, USA

A. Avetisyan, T. Bose, E. Carrera Jarrin, C. Fantasia, A. Heister, J.St. John, P. Lawson, D. Lazic, J. Rohlf, D. Sperka, L. Sulak

Brown University, Providence, USA

S. Bhattacharya, D. Cutts, A. Ferapontov, U. Heintz, S. Jabeen, G. Kukartsev, G. Landsberg, M. Luk, M. Narain, D. Nguyen, M. Segala, T. Sinthuprasith, T. Speer, K.V. Tsang

University of California, Davis, Davis, USA

R. Breedon, G. Breto, M. Calderon De La Barca Sanchez, M. Caulfield, S. Chauhan, M. Chertok, J. Conway, R. Conway, P.T. Cox, J. Dolen, R. Erbacher, M. Gardner, R. Houtz, W. Ko, A. Kopecky, R. Lander, O. Mall, T. Miceli, R. Nelson, D. Pellett, J. Robles, B. Rutherford, M. Searle, J. Smith, M. Squires, M. Tripathi, R. Vasquez Sierra

University of California, Los Angeles, Los Angeles, USA

V. Andreev, K. Arisaka, D. Cline, R. Cousins, J. Duris, S. Erhan, P. Everaerts, C. Farrell, J. Hauser, M. Ignatenko, C. Jarvis, C. Plager, G. Rakness, P. Schlein[†], J. Tucker, V. Valuev, M. Weber

University of California, Riverside, Riverside, USA

J. Babb, R. Clare, J. Ellison, J.W. Gary, F. Giordano, G. Hanson, G.Y. Jeng, H. Liu, O.R. Long, A. Luthra, H. Nguyen, S. Paramesvaran, J. Sturdy, S. Sumowidagdo, R. Wilken, S. Wimpenny

University of California, San Diego, La Jolla, USA

W. Andrews, J.G. Branson, G.B. Cerati, S. Cittolin, D. Evans, F. Golf, A. Holzner, R. Kelley, M. Lebourgeois, J. Letts, I. Macneill, B. Mangano, S. Padhi, C. Palmer, G. Petrucciani, H. Pi, M. Pieri, R. Ranieri, M. Sani, I. Sfiligoi, V. Sharma, S. Simon, E. Sudano, M. Tadel, Y. Tu, A. Vartak, S. Wasserbaech⁴⁷, F. Würthwein, A. Yagil, J. Yoo

University of California, Santa Barbara, Santa Barbara, USA

D. Barge, R. Bellan, C. Campagnari, M. D'Alfonso, T. Danielson, K. Flowers, P. Geffert, J. Incandela, C. Justus, P. Kalavase, S.A. Koay, D. Kovalsky¹, V. Krutelyov, S. Lowette, N. Mccoll, V. Pavlunin, F. Rebassoo, J. Ribnik, J. Richman, R. Rossin, D. Stuart, W. To, J.R. Vlimant, C. West

California Institute of Technology, Pasadena, USA

A. Apresyan, A. Bornheim, J. Bunn, Y. Chen, E. Di Marco, J. Duarte, M. Gataullin, Y. Ma, A. Mott, H.B. Newman, C. Rogan, V. Timciuc, P. Traczyk, J. Veverka, R. Wilkinson, Y. Yang, R.Y. Zhu

Carnegie Mellon University, Pittsburgh, USA

B. Akgun, R. Carroll, T. Ferguson, Y. Iiyama, D.W. Jang, S.Y. Jun, Y.F. Liu, M. Paulini, J. Russ, H. Vogel, I. Vorobiev

University of Colorado at Boulder, Boulder, USA

J.P. Cumalat, M.E. Dinardo, B.R. Drell, C.J. Edlmaier, W.T. Ford, A. Gaz, B. Heyburn, E. Luiggi Lopez, U. Nauenberg, J.G. Smith, K. Stenson, K.A. Ulmer, S.R. Wagner, S.L. Zang

Cornell University, Ithaca, USA

L. Agostino, J. Alexander, A. Chatterjee, N. Eggert, L.K. Gibbons, B. Heltsley, W. Hopkins, A. Khukhunaishvili, B. Kreis, N. Mirman, G. Nicolas Kaufman, J.R. Patterson, D. Puigh, A. Ryd, E. Salvati, W. Sun, W.D. Teo, J. Thom, J. Thompson, J. Vaughan, Y. Weng, L. Winstrom, P. Wittich

Fairfield University, Fairfield, USA

A. Biselli, G. Cirino, D. Winn

Fermi National Accelerator Laboratory, Batavia, USA

S. Abdullin, M. Albrow, J. Anderson, G. Apollinari, M. Atac, J.A. Bakken, L.A.T. Bauerdick, A. Beretvas, J. Berryhill, P.C. Bhat, I. Bloch, K. Burkett, J.N. Butler, V. Chetluru, H.W.K. Cheung, F. Chlebana, S. Cihangir, W. Cooper, D.P. Eartly, V.D. Elvira, S. Esen, I. Fisk, J. Freeman, Y. Gao, E. Gottschalk, D. Green, O. Gutsche, J. Hanlon, R.M. Harris, J. Hirschauer, B. Hooberman, H. Jensen, S. Jindariani, M. Johnson, U. Joshi, B. Klima, S. Kunori, S. Kwan, C. Leonidopoulos, D. Lincoln, R. Lipton, J. Lykken, K. Maeshima, J.M. Marraffino, S. Maruyama, D. Mason, P. McBride, T. Miao, K. Mishra, S. Mrenna, Y. Musienko⁴⁸, C. Newman-Holmes, V. O'Dell, J. Pivarski, R. Pordes, O. Prokofyev, T. Schwarz, E. Sexton-Kennedy, S. Sharma, W.J. Spalding, L. Spiegel, P. Tan, L. Taylor, S. Tkaczyk, L. Uplegger, E.W. Vaandering, R. Vidal, J. Whitmore, W. Wu, F. Yang, F. Yumiceva, J.C. Yun

University of Florida, Gainesville, USA

D. Acosta, P. Avery, D. Bourilkov, M. Chen, S. Das, M. De Gruttola, G.P. Di Giovanni, D. Dobur, A. Drozdetskiy, R.D. Field, M. Fisher, Y. Fu, I.K. Furic, J. Gartner, S. Goldberg, J. Hugon, B. Kim, J. Konigsberg, A. Korytov, A. Kropivnitskaya, T. Kypreos, J.F. Low, K. Matchev, P. Milenovic⁴⁹, G. Mitselmakher, L. Muniz, R. Remington, A. Rinkevicius, M. Schmitt, B. Scurlock, P. Sellers, N. Skhirtladze, M. Snowball, D. Wang, J. Yelton, M. Zakaria

Florida International University, Miami, USA

V. Gaultney, L.M. Lebolo, S. Linn, P. Markowitz, G. Martinez, J.L. Rodriguez

Florida State University, Tallahassee, USA

T. Adams, A. Askew, J. Bochenek, J. Chen, B. Diamond, S.V. Gleyzer, J. Haas, S. Hagopian, V. Hagopian, M. Jenkins, K.F. Johnson, H. Prosper, S. Sekmen, V. Veeraraghavan, M. Weinberg

Florida Institute of Technology, Melbourne, USA

M.M. Baarmand, B. Dorney, M. Hohlmann, H. Kalakhety, I. Vodopyanov

University of Illinois at Chicago (UIC), Chicago, USA

M.R. Adams, I.M. Anghel, L. Apanasevich, Y. Bai, V.E. Bazterra, R.R. Betts, J. Callner, R. Cavanaugh, C. Dragoiu, L. Gauthier, C.E. Gerber, D.J. Hofman, S. Khalatyan, G.J. Kunde⁵⁰, F. Lacroix, M. Malek, C. O'Brien, C. Silkworth, C. Silvestre, D. Strom, N. Varelas

The University of Iowa, Iowa City, USA

U. Akgun, E.A. Albayrak, B. Bilki⁵¹, W. Clarida, F. Duru, S. Griffiths, C.K. Lae, E. McCliment, J.-P. Merlo, H. Mermerkaya⁵², A. Mestvirishvili, A. Moeller, J. Nachtman, C.R. Newsom, E. Norbeck, J. Olson, Y. Onel, F. Ozok, S. Sen, E. Tiras, J. Wetzel, T. Yetkin, K. Yi

Johns Hopkins University, Baltimore, USA

B.A. Barnett, B. Blumenfeld, S. Bolognesi, A. Bonato, C. Eskew, D. Fehling, G. Giurgiu, A.V. Gritsan, Z.J. Guo, G. Hu, P. Maksimovic, S. Rappoccio, M. Swartz, N.V. Tran, A. Whitbeck

The University of Kansas, Lawrence, USA

P. Baringer, A. Bean, G. Benelli, O. Grachov, R.P. Kenny Iii, M. Murray, D. Noonan, S. Sanders, R. Stringer, G. Tinti, J.S. Wood, V. Zhukova

Kansas State University, Manhattan, USA

A.F. Barfuss, T. Bolton, I. Chakaberia, A. Ivanov, S. Khalil, M. Makouski, Y. Maravin, S. Shrestha, I. Svintradze

Lawrence Livermore National Laboratory, Livermore, USA

J. Gronberg, D. Lange, D. Wright

University of Maryland, College Park, USA

A. Baden, M. Boutemur, B. Calvert, S.C. Eno, J.A. Gomez, N.J. Hadley, R.G. Kellogg, M. Kirn, T. Kolberg, Y. Lu, A.C. Mignerey, A. Peterman, K. Rossato, P. Rumerio, A. Skuja, J. Temple, M.B. Tonjes, S.C. Tonwar, E. Twedt

Massachusetts Institute of Technology, Cambridge, USA

B. Alver, G. Bauer, J. Bendavid, W. Busza, E. Butz, I.A. Cali, M. Chan, V. Dutta, G. Gomez Ceballos, M. Goncharov, K.A. Hahn, Y. Kim, M. Klute, Y.-J. Lee, W. Li, P.D. Luckey, T. Ma, S. Nahn, C. Paus, D. Ralph, C. Roland, G. Roland, M. Rudolph, G.S.F. Stephans, F. Stöckli, K. Sumorok, K. Sung, D. Velicanu, E.A. Wenger, R. Wolf, B. Wyslouch, S. Xie, M. Yang, Y. Yilmaz, A.S. Yoon, M. Zanetti

University of Minnesota, Minneapolis, USA

S.I. Cooper, P. Cushman, B. Dahmes, A. De Benedetti, G. Franzoni, A. Gude, J. Haupt, S.C. Kao, K. Klapoetke, Y. Kubota, J. Mans, N. Pastika, V. Rekovic, R. Rusack, M. Sasseville, A. Singovsky, N. Tambe, J. Turkewitz

University of Mississippi, University, USA

L.M. Cremaldi, R. Godang, R. Kroeger, L. Perera, R. Rahmat, D.A. Sanders, D. Summers

University of Nebraska-Lincoln, Lincoln, USA

E. Avdeeva, K. Bloom, S. Bose, J. Butt, D.R. Claes, A. Dominguez, M. Eads, P. Jindal, J. Keller, I. Kravchenko, J. Lazo-Flores, H. Malbouisson, S. Malik, G.R. Snow

State University of New York at Buffalo, Buffalo, USA

U. Baur, A. Godshalk, I. Iashvili, S. Jain, A. Kharchilava, A. Kumar, S.P. Shipkowski, K. Smith, Z. Wan

Northeastern University, Boston, USA

G. Alverson, E. Barberis, D. Baumgartel, M. Chasco, D. Trocino, D. Wood, J. Zhang

Northwestern University, Evanston, USA

A. Anastassov, A. Kubik, N. Mucia, N. Odell, R.A. Ofierzynski, B. Pollack, A. Pozdnyakov, M. Schmitt, S. Stoynev, M. Velasco, S. Won

University of Notre Dame, Notre Dame, USA

L. Antonelli, D. Berry, A. Brinkerhoff, M. Hildreth, C. Jessop, D.J. Karmgard, J. Kolb, K. Lannon, W. Luo, S. Lynch, N. Marinelli, D.M. Morse, T. Pearson, R. Ruchti, J. Slaunwhite, N. Valls, M. Wayne, M. Wolf, J. Ziegler

The Ohio State University, Columbus, USA

B. Bylsma, L.S. Durkin, C. Hill, P. Killewald, K. Kotov, T.Y. Ling, M. Rodenburg, C. Vuosalo, G. Williams

Princeton University, Princeton, USA

N. Adam, E. Berry, P. Elmer, D. Gerbaudo, V. Halyo, P. Hebda, J. Hegeman, A. Hunt, E. Laird, D. Lopes Pegna, P. Lujan, D. Marlow, T. Medvedeva, M. Mooney, J. Olsen, P. Piroué, X. Quan, A. Raval, H. Saka, D. Stickland, C. Tully, J.S. Werner, A. Zuranski

University of Puerto Rico, Mayaguez, USA

J.G. Acosta, X.T. Huang, A. Lopez, H. Mendez, S. Oliveros, J.E. Ramirez Vargas, A. Zatserklyaniy

Purdue University, West Lafayette, USA

E. Alagoz, V.E. Barnes, D. Benedetti, G. Bolla, L. Borrello, D. Bortoletto, M. De Mattia, A. Everett, L. Gutay, Z. Hu, M. Jones, O. Koybasi, M. Kress, A.T. Laasanen, N. Leonardo, V. Maroussov, P. Merkel, D.H. Miller, N. Neumeister, I. Shipsey, D. Silvers, A. Svyatkovskiy, M. Vidal Marono, H.D. Yoo, J. Zablocki, Y. Zheng

Purdue University Calumet, Hammond, USA

S. Guragain, N. Parashar

Rice University, Houston, USA

A. Adair, C. Boulahouache, V. Cuplov, K.M. Ecklund, F.J.M. Geurts, B.P. Padley, R. Redjimi, J. Roberts, J. Zabel

University of Rochester, Rochester, USA

B. Betchart, A. Bodek, Y.S. Chung, R. Covarelli, P. de Barbaro, R. Demina, Y. Eshaq, A. Garcia-Bellido, P. Goldenzweig, Y. Gotra, J. Han, A. Harel, D.C. Miner, G. Petrillo, W. Sakumoto, D. Vishnevskiy, M. Zielinski

The Rockefeller University, New York, USA

A. Bhatti, R. Ciesielski, L. Demortier, K. Goulios, G. Lungu, S. Malik, C. Mesropian

Rutgers, the State University of New Jersey, Piscataway, USA

S. Arora, O. Atramentov, A. Barker, J.P. Chou, C. Contreras-Campana, E. Contreras-Campana, D. Duggan, D. Ferencek, Y. Gershtein, R. Gray, E. Halkiadakis, D. Hidas, D. Hits, A. Lath, S. Panwalkar, M. Park, R. Patel, A. Richards, K. Rose, S. Salur, S. Schnetzer, C. Seitz, S. Somalwar, R. Stone, S. Thomas

University of Tennessee, Knoxville, USA

G. Cerizza, M. Hollingsworth, S. Spanier, Z.C. Yang, A. York

Texas A&M University, College Station, USA

R. Eusebi, W. Flanagan, J. Gilmore, T. Kamon⁵³, V. Khotilovich, R. Montalvo, I. Osipenkov, Y. Pakhotin, A. Perloff, J. Roe, A. Safonov, T. Sakuma, S. Sengupta, I. Suarez, A. Tatarinov, D. Toback

Texas Tech University, Lubbock, USA

N. Akchurin, C. Bardak, J. Damgov, P.R. Duderu, C. Jeong, K. Kovitanggoon, S.W. Lee, T. Libeiro, P. Mane, Y. Roh, A. Sill, I. Volobouev, R. Wigmans

Vanderbilt University, Nashville, USA

E. Appelt, E. Brownson, D. Engh, C. Florez, W. Gabella, A. Gurrola, M. Issah, W. Johns, P. Kurt, C. Maguire, A. Melo, P. Sheldon, B. Snook, S. Tuo, J. Velkovska

University of Virginia, Charlottesville, USA

M.W. Arenton, M. Balazs, S. Boutle, S. Conetti, B. Cox, B. Francis, S. Goadhouse, J. Goodell, R. Hirosky, A. Ledovskoy, C. Lin, C. Neu, J. Wood, R. Yohay

Wayne State University, Detroit, USA

S. Gollapinni, R. Harr, P.E. Karchin, C. Kottachchi Kankanamge Don, P. Lamichhane, M. Mattson, C. Milstène, A. Sakharov

University of Wisconsin, Madison, USA

M. Anderson, M. Bachtis, D. Belknap, J.N. Bellinger, J. Bernardini, D. Carlsmith, M. Cepeda, S. Dasu, J. Efron, E. Friis, L. Gray, K.S. Grogg, M. Grothe, R. Hall-Wilton, M. Herndon, A. Hervé, P. Klabbers, J. Klukas, A. Lanaro, C. Lazaridis, J. Leonard, R. Loveless, A. Mohapatra, I. Ojalvo, G.A. Pierro, I. Ross, A. Savin, W.H. Smith, J. Swanson

†: Deceased

- 1: Also at CERN, European Organization for Nuclear Research, Geneva, Switzerland
- 2: Also at National Institute of Chemical Physics and Biophysics, Tallinn, Estonia
- 3: Also at Universidade Federal do ABC, Santo Andre, Brazil
- 4: Also at California Institute of Technology, Pasadena, USA
- 5: Also at Laboratoire Leprince-Ringuet, Ecole Polytechnique, IN2P3-CNRS, Palaiseau, France
- 6: Also at Suez Canal University, Suez, Egypt
- 7: Also at Cairo University, Cairo, Egypt
- 8: Also at British University, Cairo, Egypt
- 9: Also at Fayoum University, El-Fayoum, Egypt
- 10: Now at Ain Shams University, Cairo, Egypt
- 11: Also at Soltan Institute for Nuclear Studies, Warsaw, Poland
- 12: Also at Université de Haute-Alsace, Mulhouse, France
- 13: Also at Moscow State University, Moscow, Russia
- 14: Also at Brandenburg University of Technology, Cottbus, Germany
- 15: Also at Institute of Nuclear Research ATOMKI, Debrecen, Hungary
- 16: Also at Eötvös Loránd University, Budapest, Hungary
- 17: Also at Tata Institute of Fundamental Research-HECR, Mumbai, India
- 18: Now at King Abdulaziz University, Jeddah, Saudi Arabia
- 19: Also at University of Visva-Bharati, Santiniketan, India
- 20: Also at Sharif University of Technology, Tehran, Iran
- 21: Also at Isfahan University of Technology, Isfahan, Iran
- 22: Also at Shiraz University, Shiraz, Iran
- 23: Also at Plasma Physics Research Center, Science and Research Branch, Islamic Azad University, Teheran, Iran
- 24: Also at Facoltà Ingegneria Università di Roma, Roma, Italy

- 25: Also at Università della Basilicata, Potenza, Italy
- 26: Also at Laboratori Nazionali di Legnaro dell' INFN, Legnaro, Italy
- 27: Also at Università degli studi di Siena, Siena, Italy
- 28: Also at Faculty of Physics of University of Belgrade, Belgrade, Serbia
- 29: Also at University of California, Los Angeles, Los Angeles, USA
- 30: Also at University of Florida, Gainesville, USA
- 31: Also at Scuola Normale e Sezione dell' INFN, Pisa, Italy
- 32: Also at INFN Sezione di Roma; Università di Roma "La Sapienza", Roma, Italy
- 33: Also at University of Athens, Athens, Greece
- 34: Also at Rutherford Appleton Laboratory, Didcot, United Kingdom
- 35: Also at The University of Kansas, Lawrence, USA
- 36: Also at Paul Scherrer Institut, Villigen, Switzerland
- 37: Also at Institute for Theoretical and Experimental Physics, Moscow, Russia
- 38: Also at Gaziosmanpasa University, Tokat, Turkey
- 39: Also at Adiyaman University, Adiyaman, Turkey
- 40: Also at The University of Iowa, Iowa City, USA
- 41: Also at Mersin University, Mersin, Turkey
- 42: Also at Kafkas University, Kars, Turkey
- 43: Also at Suleyman Demirel University, Isparta, Turkey
- 44: Also at Ege University, Izmir, Turkey
- 45: Also at School of Physics and Astronomy, University of Southampton, Southampton, United Kingdom
- 46: Also at INFN Sezione di Perugia; Università di Perugia, Perugia, Italy
- 47: Also at Utah Valley University, Orem, USA
- 48: Also at Institute for Nuclear Research, Moscow, Russia
- 49: Also at University of Belgrade, Faculty of Physics and Vinca Institute of Nuclear Sciences, Belgrade, Serbia
- 50: Also at Los Alamos National Laboratory, Los Alamos, USA
- 51: Also at Argonne National Laboratory, Argonne, USA
- 52: Also at Erzincan University, Erzincan, Turkey
- 53: Also at Kyungpook National University, Daegu, Korea